

Tracy, CA

The National Community Survey

Report of Results
2021

Report by:



Visit us online!
www.polco.us

About The NCS™

The National Community Survey™ (The NCS™) report is about the “livability” of Tracy. A livable community is a place that is not simply habitable, but that is desirable. It is not only where people do live, but where they want to live. The survey was developed by the experts from National Research Center at Polco.

Great communities are partnerships of the government, private sector, community-based organizations and residents, all geographically connected. The NCS captures residents’ opinions considering ten central facets of a community:

- Economy
- Mobility
- Community Design
- Utilities
- Safety
- Natural Environment
- Parks and Recreation
- Health and Wellness
- Education, Arts, and Culture
- Inclusivity and Engagement

The report provides the opinions of a representative sample of 272 residents of the City of Tracy collected from November 3, 2021 to December 22, 2021. The margin of error around any reported percentage is 6% for all respondents and the response rate for the 2021 survey was 9%. Survey results were weighted so that the demographic profile of respondents was representative of the demographic profile of adults in Tracy.

How the results are reported

For the most part, the percentages presented in the following tabs represent the “percent positive.” Most commonly, the percent positive is the combination of the top two most positive response options (i.e., excellent/good, very safe/somewhat safe, etc.). On many of the questions in the survey respondents may answer “don’t know.” The proportion of respondents giving this reply is shown in the full set of responses included in the tab “Complete data.” However, these responses have been removed from the analyses presented in most of the tabs. In other words, the tables and graphs display the responses from respondents who had an opinion about a specific item.

Comparisons to benchmarks

NRC’s database of comparative resident opinion is comprised of resident perspectives gathered in surveys from over 600 communities whose residents evaluated the same kinds of topics on The National Community Survey. The comparison evaluations are from the most recent survey completed in each community in the last five years. NRC adds the latest results quickly upon survey completion, keeping the benchmark data fresh and relevant. The communities in the database represent a wide geographic and population range. In each tab, Tracy’s results are noted as being “higher” than the benchmark, “lower” than the benchmark, or “similar” to the benchmark, meaning that the average rating given by Tracy residents is statistically similar to or different (greater or lesser) than the benchmark. Being rated as “higher” or “lower” than the benchmark means that Tracy’s average rating for a particular item was more than 10 points different than the benchmark. If a rating was “much higher” or “much lower,” then Tracy’s average rating was more than 20 points different when compared to the benchmark.

The survey was administered during the COVID-19 pandemic, a time of challenge for many local governments. While we provide comparisons to national benchmarks, it is important to note that much of the benchmark data was collected prior to the pandemic. This may impact how your City’s 2021 ratings compare to other communities’ ratings from the past five years.



Trends over time

Trend data for Tracy represent important comparison data and should be examined for improvements or declines*. Deviations from stable trends over time represent opportunities for understanding how local policies, programs, or public information may have affected residents' opinions. Changes between survey years have been noted with an arrow and the percent difference. If the difference is greater than nine percentage points between the 2016 and 2021 surveys, the change is statistically significant.

* In 2020, The NCS survey was updated to include new and refreshed items. Consequently, some of the trends may be impacted due to wording modifications that could have potentially altered the meaning of the item for the respondent.

Methods

Selecting survey recipients

All households within the City of Tracy were eligible to participate in the survey. A list of all households within the zip codes serving Tracy was purchased from Go-Dog Direct based on updated listings from the United States Postal Service. Since some of the zip codes that serve the City of Tracy households may also serve addresses that lie outside of the community, the exact geographic location of each housing unit was compared to community boundaries using the most current municipal boundary file. Addresses located outside of the City of Tracy boundaries were removed from the list of potential households to survey. Each address identified as being within city boundaries was further identified as being within one of the four areas. From that list, addresses were randomly selected as survey recipients, with multi-family housing units (defined as those with a unit number) sampled at a rate of 5:3 compared to single family housing units.

An individual within each household was selected using the birthday method. The birthday method selects a person within the household by asking the “person whose birthday has most recently passed” to complete the questionnaire. The underlying assumption in this method is that day of birth has no relationship to the way people respond to surveys. This instruction was contained in the introduction of the survey.

Conducting the survey

The 3,200 randomly selected households received mailings beginning on November 3, 2021 and the survey remained open for seven weeks. For 1,500 households, the first mailing was a postcard inviting the household to participate in the survey. The next mailing contained a cover letter with instructions, the survey questionnaire, and a postage-paid return envelope. The final mailing contained a reminder letter, another survey, and a postage-paid return envelope. For the remaining 1,700 households, the first mailing was a postcard inviting the household to participate, followed one week later by a reminder postcard. All mailings included a web link to give residents the opportunity to respond to the survey online. All follow-up mailings asked those who had not completed the survey to do so and those who had already done so to refrain from completing the survey again.

The survey was available in English and Spanish. All mailings contained paragraphs in both languages instructing participants on how to complete the survey in their preferred language.

Of the 3,200 households that received the invitations to participate, 272 completed the survey, providing an overall response rate of 9%. The response rate was calculated using AAPOR’s response rate #2* for mailed surveys of unnamed persons.

It is customary to describe the precision of estimates made from surveys by a “level of confidence” and accompanying “confidence interval” (or margin of error). A traditional level of confidence, and the one used here, is 95%. The 95% confidence interval can be any size and quantifies the sampling error or imprecision of the survey results because some residents’ opinions are relied on to estimate all residents’ opinions. The margin of error for the City of Tracy survey is no greater than plus or minus six percentage points around any given percent reported for all respondents (272 completed surveys).

In addition to the randomly selected “probability sample” of households, a link to an online open participation survey was publicized by the City of Tracy. The open participation survey was identical to the probability sample survey with two small updates; it included a map at the beginning asking where the respondent lives and a question about where they heard about the survey. The open participation survey was open to all city residents and became available on December 8. The survey remained open for three weeks. The data presented in the following tabs exclude the open participation survey data, but a tab at the end provides the complete frequency of responses to questions by the open participation respondents.

Analyzing the data

Responses from mailed surveys were entered into an electronic dataset using a “key and verify” method, where all responses are entered twice and compared to each other. Any discrepancies were resolved in comparison to the original survey form. Range checks as well as other forms of quality control were also performed. Responses from surveys completed on Polco were downloaded and merged with the mailed survey responses.

The demographics of the survey respondents were compared to those found in the 2010 Census and 2019 American Community Survey estimates for adults in the City of Tracy. The primary objective of weighting survey data is to make the survey respondents reflective of the larger population of the community. The characteristics used for weighting were age, sex, race, Hispanic origin, housing type, housing tenure, and area. No adjustments were made for design effects. Weights were calculated using an iterative, multiplicative raking model known as the ANES Weighting Algorithm.* The results of the weighting scheme for the probability sample are presented in the following table.

NRC aligns demographic labels with those used by the U.S. Census for reporting purposes, when possible. Some categories (e.g., age, race/Hispanic origin, housing type, and length of residency) are combined into smaller subgroups.

		Unweighted	Weighted	Target*
Age	18-34	7%	33%	33%
	35-54	31%	40%	40%
	55+	61%	27%	27%
Area	1	24%	25%	25%
	2	13%	16%	16%
	3	41%	36%	36%
	4	23%	23%	23%
Hispanic origin	No, not Spanish, Hispanic, or Latino	79%	65%	65%
	Spanish, Hispanic, or Latino	21%	35%	35%
Housing tenure	Own	82%	63%	63%
	Rent	18%	37%	37%
Housing type	Attached	8%	17%	17%
	Detached	92%	83%	83%
Race & Hispanic origin	Not white alone	54%	64%	64%
	White alone, not Hispanic or Latino	46%	36%	36%
Sex	Female	46%	51%	51%
	Male	54%	49%	49%
Sex/age	Female 18-34	3%	16%	16%
	Female 35-54	13%	21%	21%
	Female 55+	29%	14%	14%
	Male 18-34	3%	17%	17%
	Male 35-54	19%	20%	20%
	Male 55+	32%	13%	13%

The survey datasets were analyzed using all or some of a combination of the Statistical Package for the Social Sciences (SPSS), R, Python and Tableau. For the most part, the percentages presented in the reports represent the “percent positive.” The percent positive is the combination of the top two most positive response options (i.e., excellent/good, very safe/somewhat safe, essential/very important, etc.), or, in the case of resident behaviors/participation, the percent positive represents the proportion of respondents indicating “yes” or participating in an activity at least once a month.

On many of the questions in the survey respondents may answer “don’t know.” The proportion of respondents giving this reply is shown in the full set of responses included in the tab “Complete data”. However, these responses have been removed from the analyses presented in the reports. In other words, the tables and graphs display the responses from respondents who had an opinion about a specific item.

Contact

The City of Tracy funded this research. Please contact Vanessa Carrera of the City of Tracy at vanessa.carrera@cityoftracy.org if you have any questions about the survey.

Survey Validity

See the Polco Knowledge Base article on survey validity at <https://info.polco.us/knowledge/statistical-vali>

* See AAPOR’s Standard Definitions for more information at

<https://www.aapor.org/Publications-Media/AAPOR-Journals/Standard-Definitions.aspx>

* Pasek, J. (2010). ANES Weighting Algorithm. Retrieved from

<https://web.stanford.edu/group/iriss/cgi-bin/anesrake/resources/RakingDescription.pdf>

* Targets come from the 2010 Census and 2019 American Community Survey

Highlights

The economy continues to be an area of priority and affordability ratings have declined over time.

Residents in Tracy gave relatively high ratings of importance (93% essential or very important) and relatively low ratings of quality (35% excellent or good) to the overall economic health of the city, suggesting that the facet of Economy is an important focus area for the City. Most ratings for Economy remained stable from 2016 to 2021, though many were lower than the national benchmarks: these included the overall quality of business and service establishments (39% excellent or good), vibrant downtown/commercial area (33%), shopping opportunities (27%), economic development (27%), and the variety of business and service establishments (25%). Residents were also less likely in 2021 than in 2016 to have a positive economic outlook on the future. Further, affordability is an increasing challenge area in Tracy, with residents in 2021 half as likely as in 2016 to give favorable ratings to the cost of living in the city (20% excellent or good in 2021, as opposed to 40% in 2016). However, while still lower than the national averages, ratings for two aspects of Economy (Tracy as a place to work and employment opportunities) each improved by about 10% from 2016 to 2021. Finally, in a custom survey question that asked residents to rate how much of a priority it was for the City to fund a variety of projects, about half indicated that redeveloping the downtown area should be a high priority, while another 4 in 10 thought it should be a medium priority.

Community design is also a focus area for Tracy.

Ratings within the facet of Community Design also tended to be lower than the national benchmarks. About 7 in 10 residents gave positive ratings to their neighborhood as a place to live, while roughly 4 in 10 were pleased with the overall design or layout of Tracy's residential and commercial areas, well-designed neighborhoods, preservation of the historical or cultural character of the community, and the overall appearance of the city. About 3 in 10 respondents or fewer gave favorable marks to well-planned residential or commercial growth, overall quality of new development, public places where people want to spend time, the variety of housing options, land use, planning, and zoning, code enforcement, and the availability of affordable quality housing. Further, ratings for several of these items, including affordable quality housing, variety of housing options, and overall appearance, declined from 2016 to 2021.

Residents support the creation of a Transit Oriented Development District in Tracy.

A series of survey questions unique to Tracy asked residents about the creation of a Transit Oriented Development District (TOD) in Tracy as well as their support for a variety of amenities associated with the TOD. When asked about their overall level of support for the creation of a TOD in Tracy, about 8 in 10 residents strongly or supported this, while about 1 in 10 somewhat opposed it; only 6% of survey respondents strongly opposed the creation of a TOD. Thinking about their level of prioritization of certain amenities to be included in the TOD, residents thought that new shops and restaurants should be the highest priority (95% high or moderate priority), followed by parks and green space (92%), transportation options such as rail, bus, or ride share (89%), and walkable areas and bike paths (86%). Residents were least likely to rate mixed-used spaces as a priority to include in the TOD. Finally, when asked about their preferred location for a future rail/bus hub and TOD in Tracy, respondents were evenly split between the I-205/Mall area in north Tracy (31%) and near the Tracy ACE Train Station in south Tracy (36%). Residents were less likely to prefer downtown Tracy (16%) as a future location, and a similar proportion (17%) indicated that they did not think there should be a TOD District in Tracy.

Ratings for Parks and Recreation have decreased since 2016.

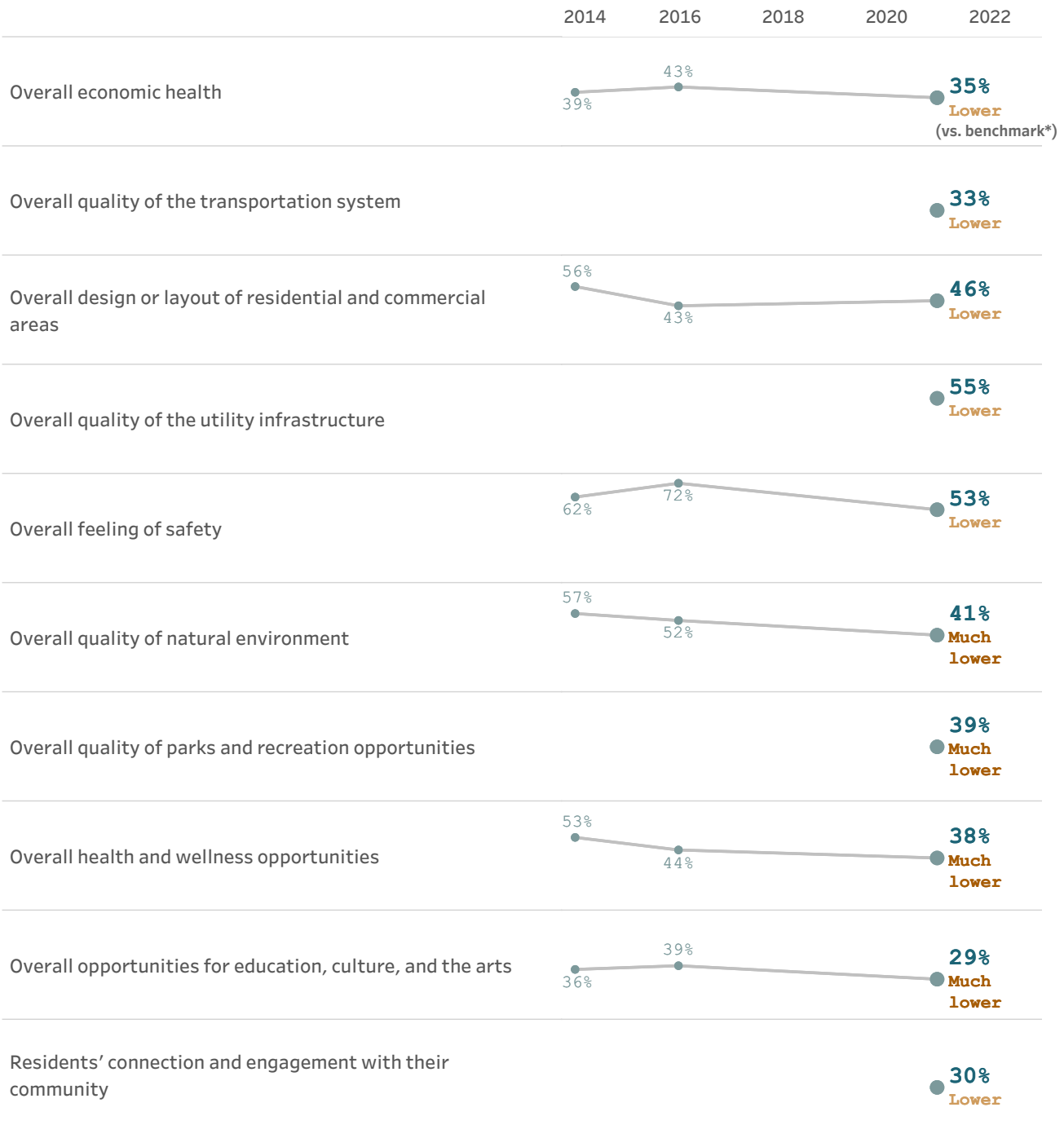
Residents' evaluations within the facet of Parks and Recreation also tended to be lower than those seen in other communities nationwide. About half of respondents positively rated City parks, while about 4 in 10 gave excellent or good scores to the overall quality of parks and recreation opportunities in the city and recreation programs or classes. About one-third of residents or fewer positively rated fitness opportunities, recreation centers or facilities, availability of paths and walking trails, and recreational opportunities. Most of these ratings declined since the previous iteration of the survey in 2016. Further, in a custom question unique to Tracy which asked respondents to rate the level of priority of the City funding various projects, about 90% rated renovating and updating existing City parks and facilities as a high or medium priority for the City to fund, while 82% thought that beginning the Tracy Nature Park was a priority.

Facets of livability

Resident perceptions of quality and importance for each of the facets of community livability provide an overview of community strengths and challenges that are useful for planning, budgeting and performance evaluation.

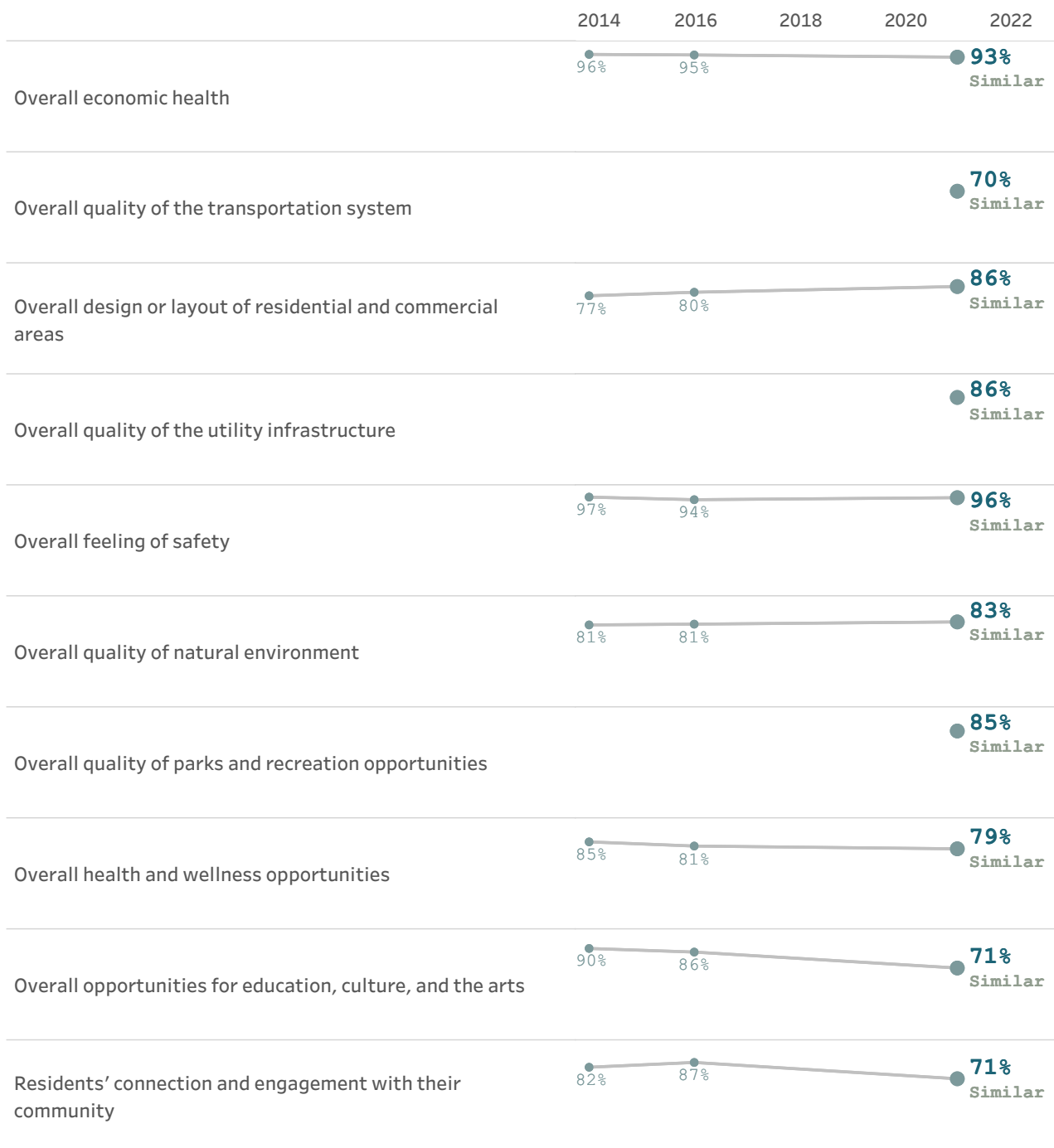
The charts below show the proportion of residents who rated the community facets positively for quality and the priority (importance) placed on each. Also displayed is whether local ratings were lower, similar, or higher than communities across the country (the national benchmark).

Please rate each of the following characteristics as they relate to Tracy as a whole.
(% excellent or good)



Please rate how important, if at all, you think it is for the Tracy community to focus on each of the following in the coming two years.

(% essential or very important)



Note: Prior to 2020, "Overall quality of the transportation system" was "Overall ease of getting to the places you usually have to visit". Differences in ratings may be at least partially attributable to changes in question wording and should be interpreted cautiously.

* Comparison to the national benchmark is shown. If no comparison is available, this is left blank.

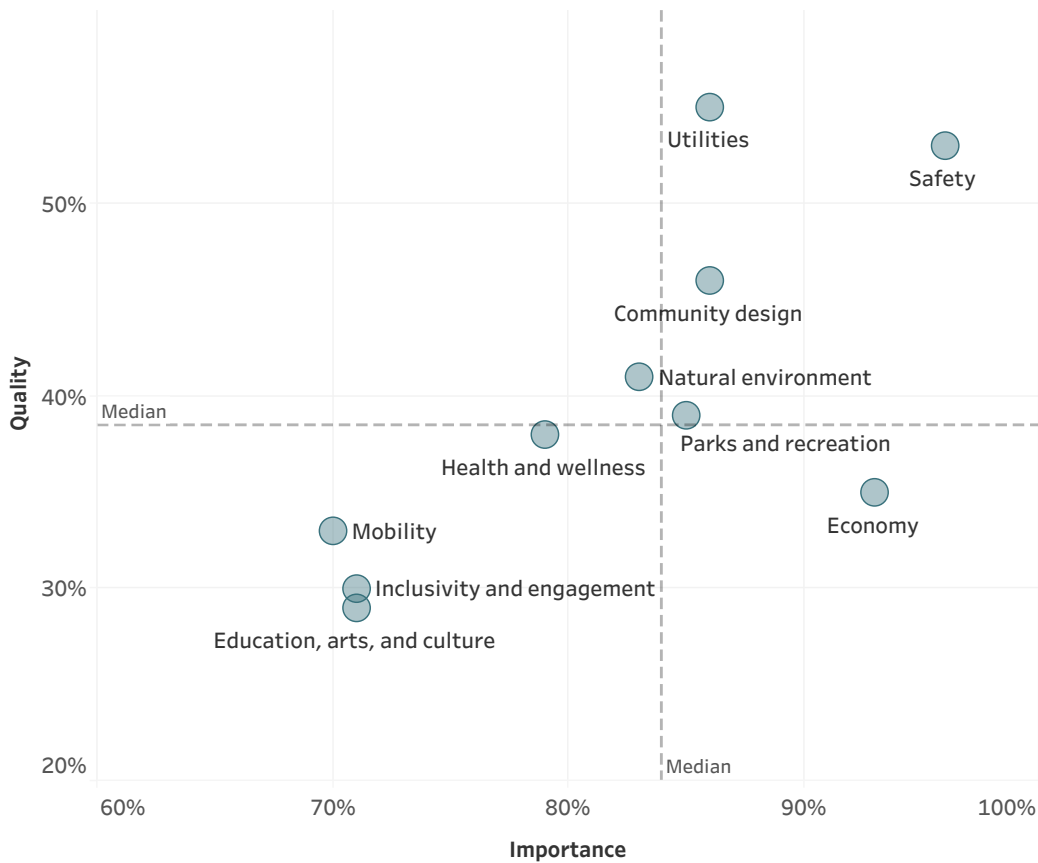
Balancing performance and importance

Every jurisdiction must balance limited resources while meeting resident needs and striving to optimize community livability. To this end, it is helpful to know what aspects of the community are most important to residents and which they perceive as being of higher or lower quality. It is especially helpful to know when a facet of livability is considered of high importance but rated as lower quality, as this should be a top priority to address.

To help guide City staff and officials with decisions on future resource allocation, resident ratings of the importance of services were compared to their ratings of the quality of these services. To identify the services perceived by residents to have relatively lower quality at the same time as relatively higher importance, all services were ranked from highest perceived quality to lowest perceived quality and from highest perceived importance to lowest perceived importance. Some services were in the top half of both lists (higher quality and higher importance); some were in the top half of one list but the bottom half of the other (higher quality and lower importance or lower quality and higher importance); and some services were in the bottom half of both lists.

Services receiving quality ratings of excellent or good by 39% or more of respondents were considered of “higher quality” and those with ratings lower than 39% were considered to be of “lower quality.” Services were classified as “more important” if they were rated as essential or very important by 84% or more of respondents. Services were rated as “less important” if they received a rating of less than 84%. This classification uses the median ratings for quality and importance to divide the services in half.

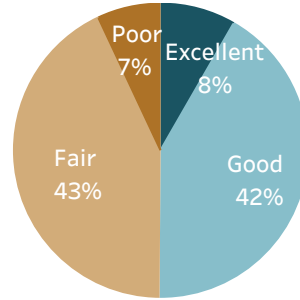
The quadrants in the figure below show which community facets were given higher or lower importance ratings (right-left) and which had higher or lower quality ratings (up-down). Facets of livability falling closer to a diagonal line from the lower left to the upper right are those where performance ratings are more commensurate with resident priorities. Facets scoring closest to the lower right hand corner of the matrix (higher in importance and lower in quality) are those that may warrant further investigation to see if changes to their delivery are necessary to improve their performance. This is the key part of this chart on which to focus. Facets falling in the top left hand corner of the chart (lower in importance but higher in quality) are areas where performance may outscore resident priorities, and may be a consideration for lower resource allocation.



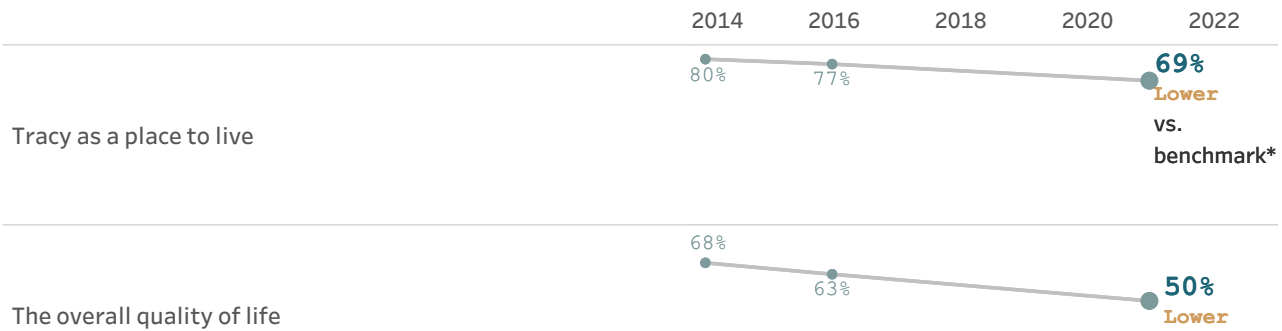
Quality of life

Measuring community livability starts with assessing the quality of life of those who live there, and ensuring that the community is attractive, accessible, and welcoming to all.


The overall quality of life in Tracy, 2021



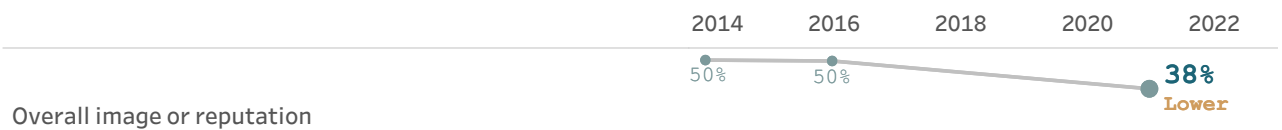
Please rate each of the following aspects of quality of life in Tracy.
(% excellent or good)



Please indicate how likely or unlikely you are to do each of the following.
(% very or somewhat likely)



Please rate each of the following in the Tracy community.
(% excellent or good)

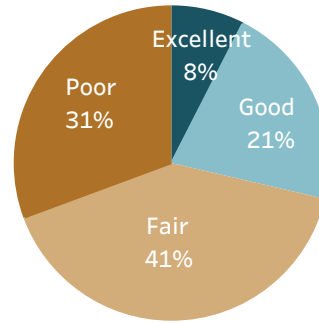


* Comparison to the national benchmark is shown. If no comparison is available, this is left blank.

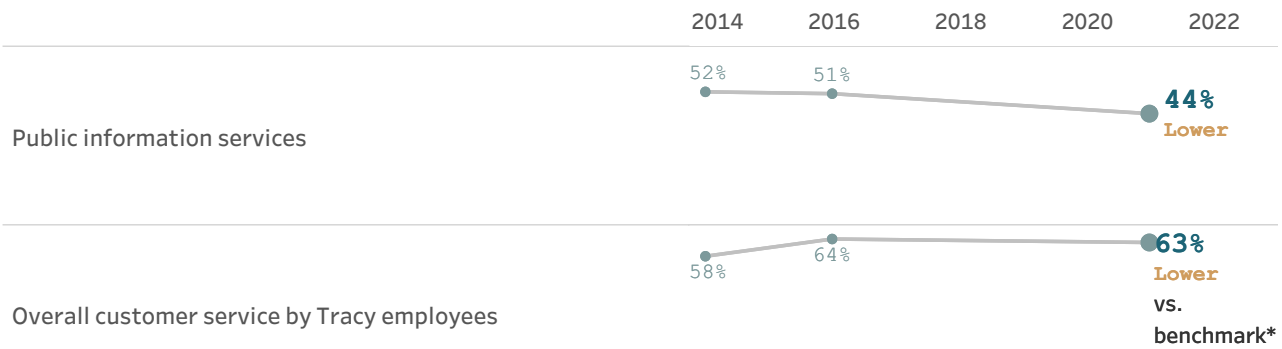
Governance

Strong local governments produce results that meet the needs of residents while making the best use of available resources, and are responsive to the present and future needs of the community as a whole.

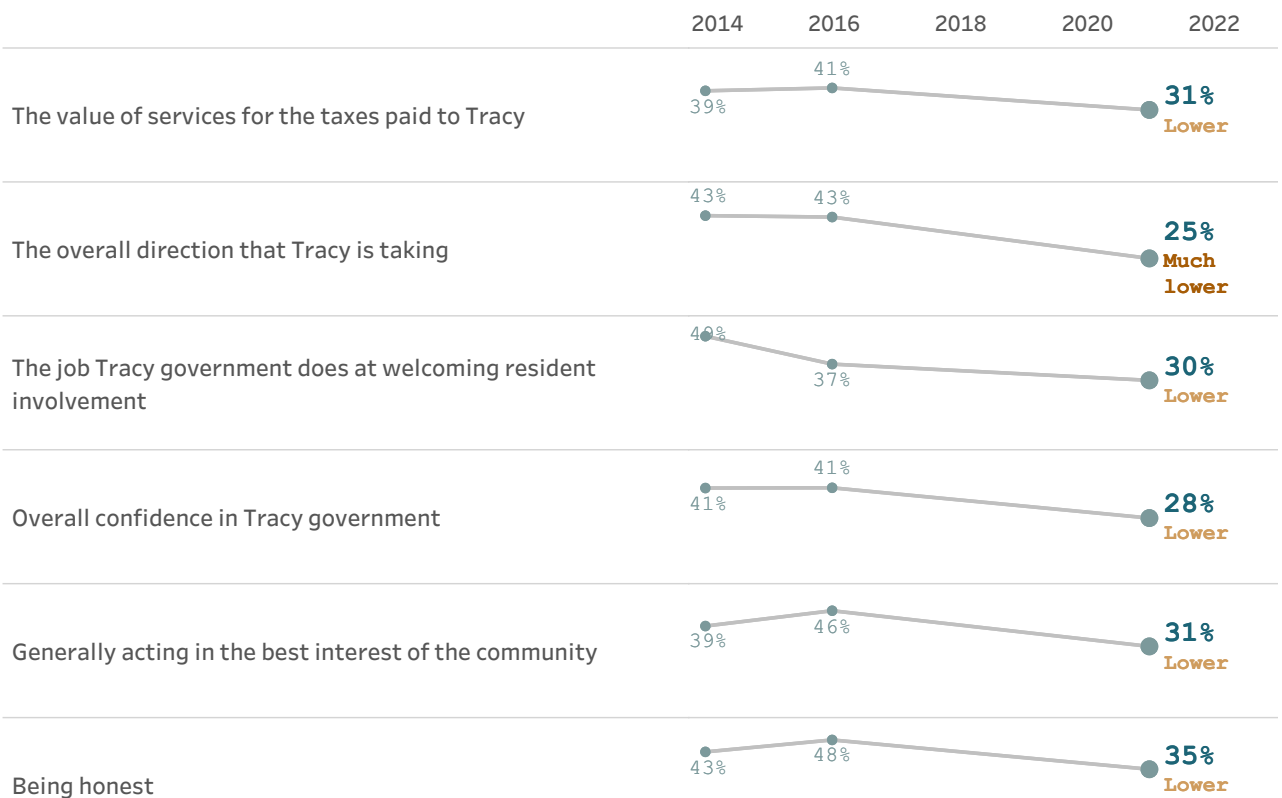
Overall confidence in Tracy government, 2021



Please rate the quality of each of the following services in Tracy. (% excellent or good)



Please rate the following categories of Tracy government performance. (% excellent or good)



Being open and transparent to the public

31%
Lower

Informing residents about issues facing the community

30%
Lower


Treating all residents fairly

43% 51% 40%
Lower

Treating residents with respect

51%
Lower

Overall, how would you rate the quality of the services provided by each of the following?
(% excellent or good)



The Federal Government

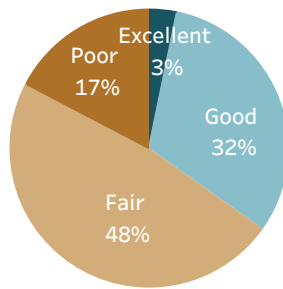
46% 33% 26%
Similar

* Comparison to the national benchmark is shown. If no comparison is available, this is left blank.

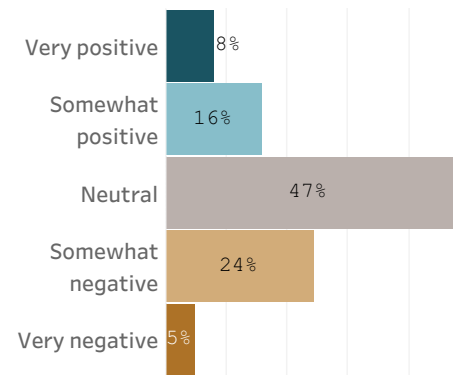
Economy

Local governments work together with private and nonprofit businesses, and with the community at large, to foster sustainable growth, create jobs, and promote a thriving local economy.


Overall economic health of Tracy, 2021



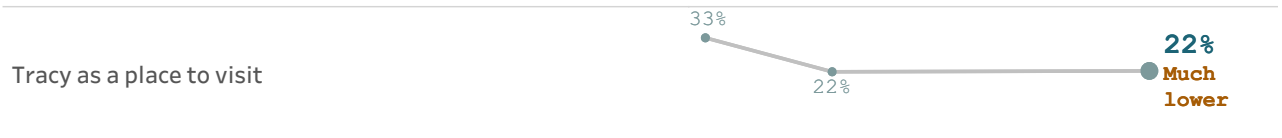

What impact, if any, do you think the economy will have on your family income in the next 6 months? Do you think the impact will be:



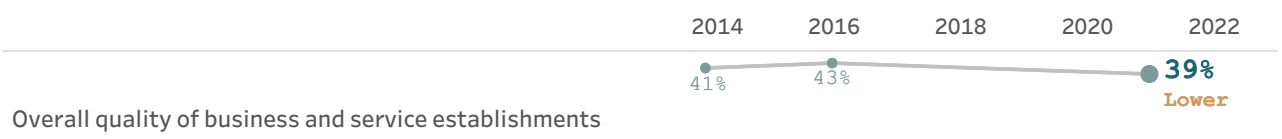
Please rate each of the following characteristics as they relate to Tracy as a whole. (% excellent or good)

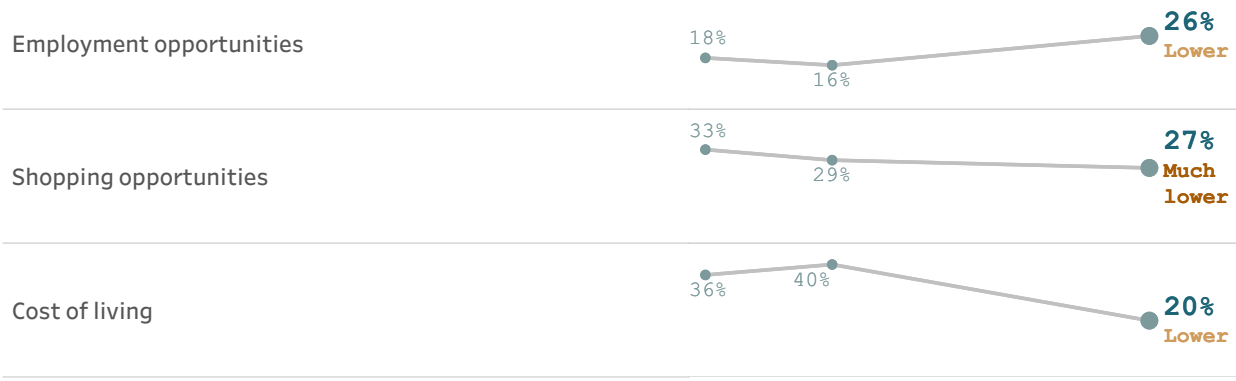


Please rate each of the following aspects of quality of life in Tracy. (% excellent or good)

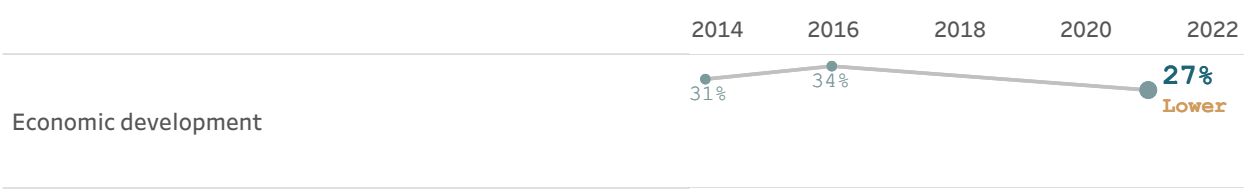


Please rate each of the following in the Tracy community. (% excellent or good)





Please rate the quality of each of the following services in Tracy.
 (% excellent or good)



What impact, if any, do you think the economy will have on your family income in the next 6 months? Do you think the impact will be:
 (% very or somewhat positive)

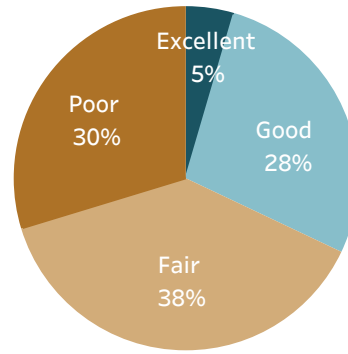


* Comparison to the national benchmark is shown. If no comparison is available, this is left blank.


Mobility

The ease with which residents can move about their communities, whether for commuting, leisure, or recreation, plays a major role in the quality of life for all who live, work, and play in the community.

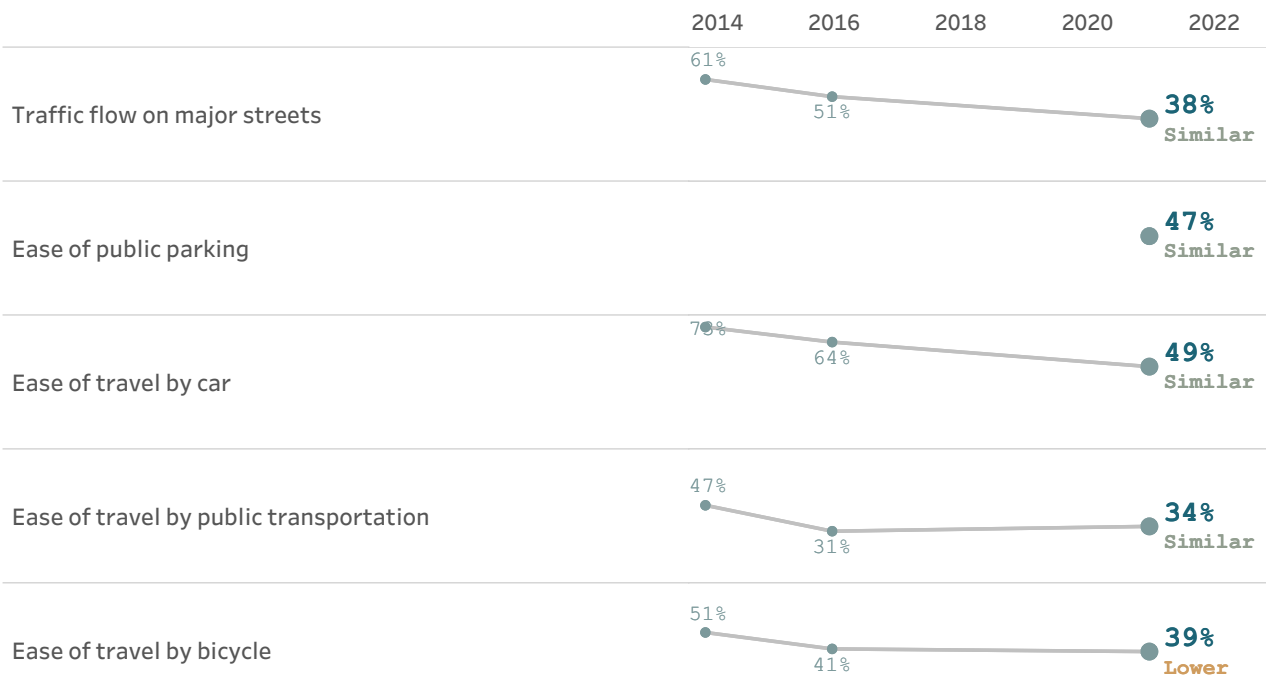
Overall quality of the transportation system in Tracy, 2021



Please rate each of the following characteristics as they relate to Tracy as a whole.
(% excellent or good)



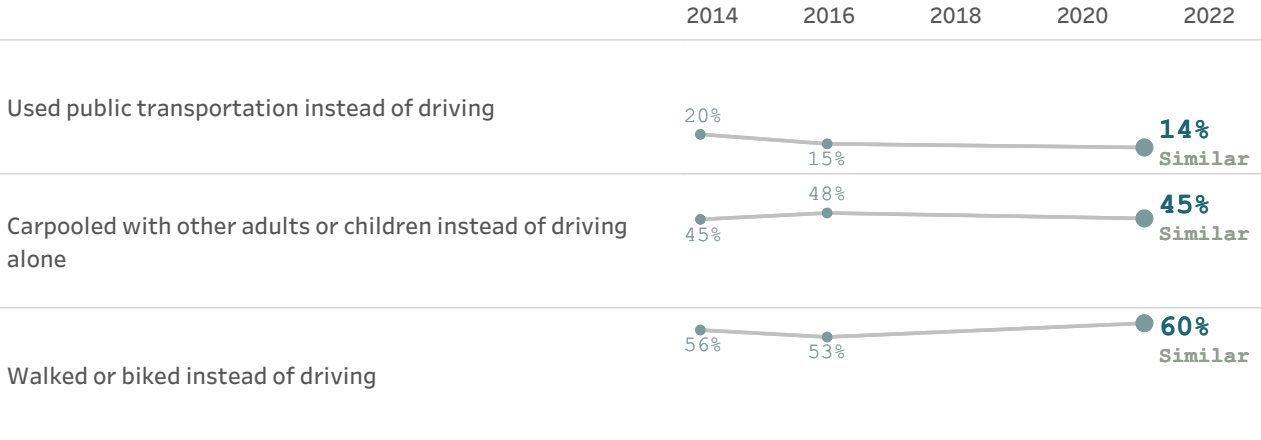
Please also rate each of the following in the Tracy community.
(% excellent or good)





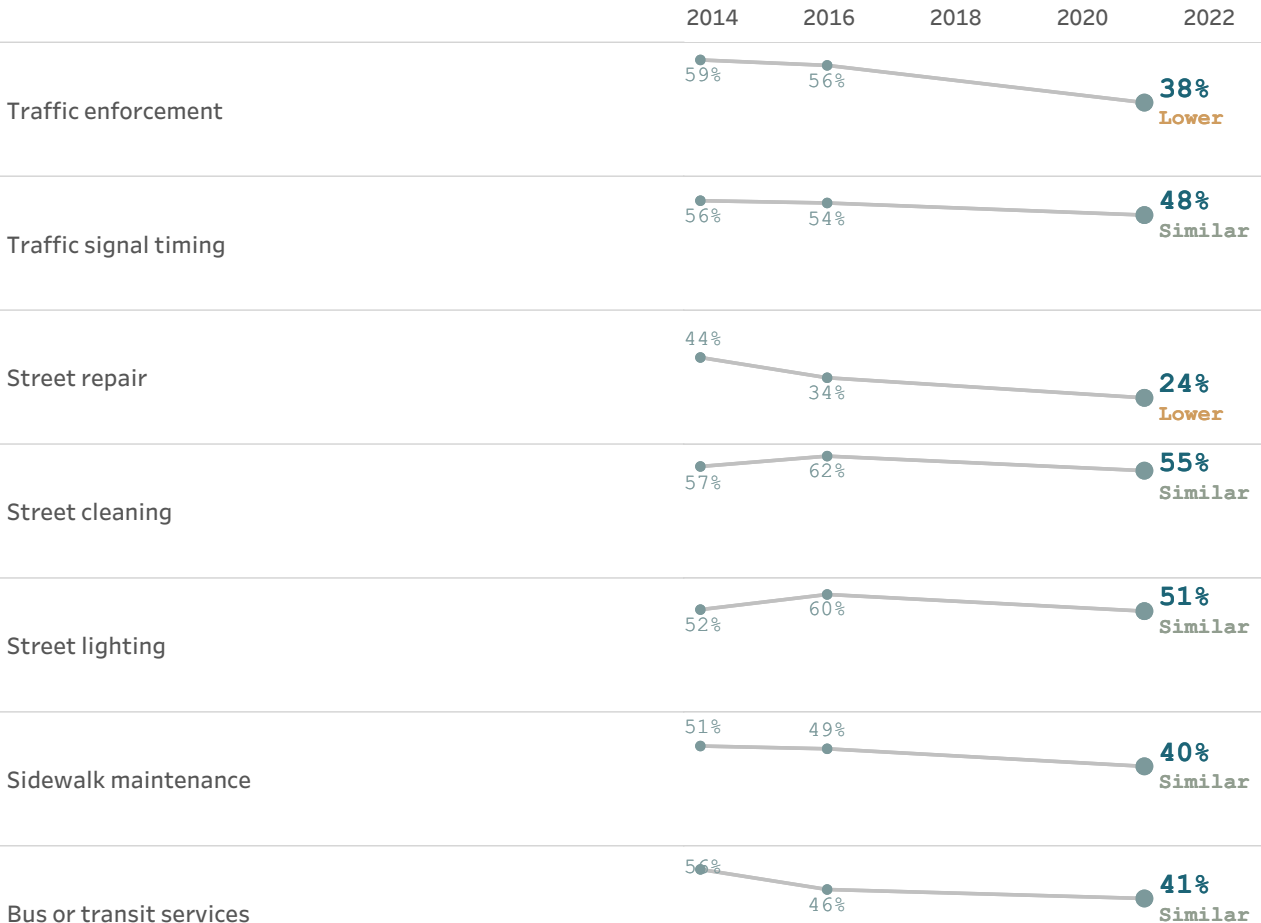
Please indicate whether or not you have done each of the following in the last 12 months.

(% yes)



Please rate the quality of each of the following services in Tracy.

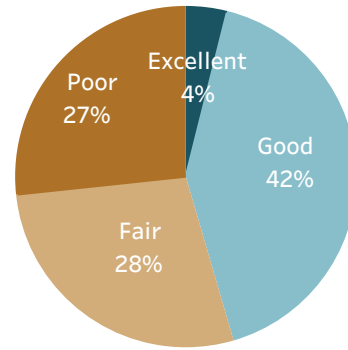
(% excellent or good)



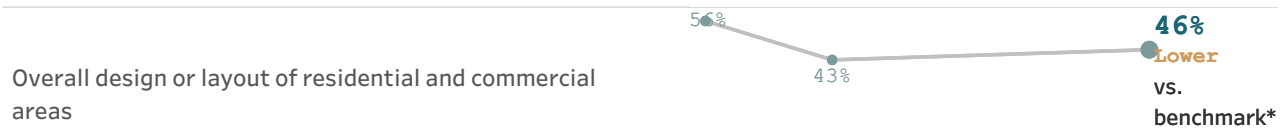
Overall design or layout of Tracy's residential and commercial areas, 2021

Community design

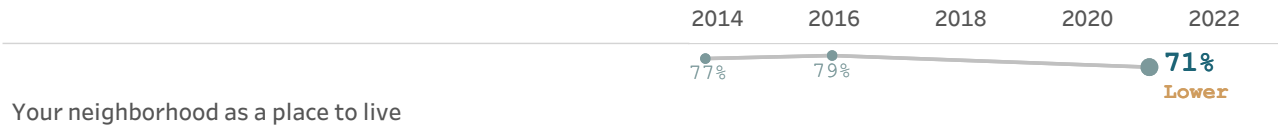
A well-designed community enhances the quality of life for its residents by encouraging smart land use and zoning, ensuring that affordable housing is accessible to all, and providing access to parks and other green spaces.



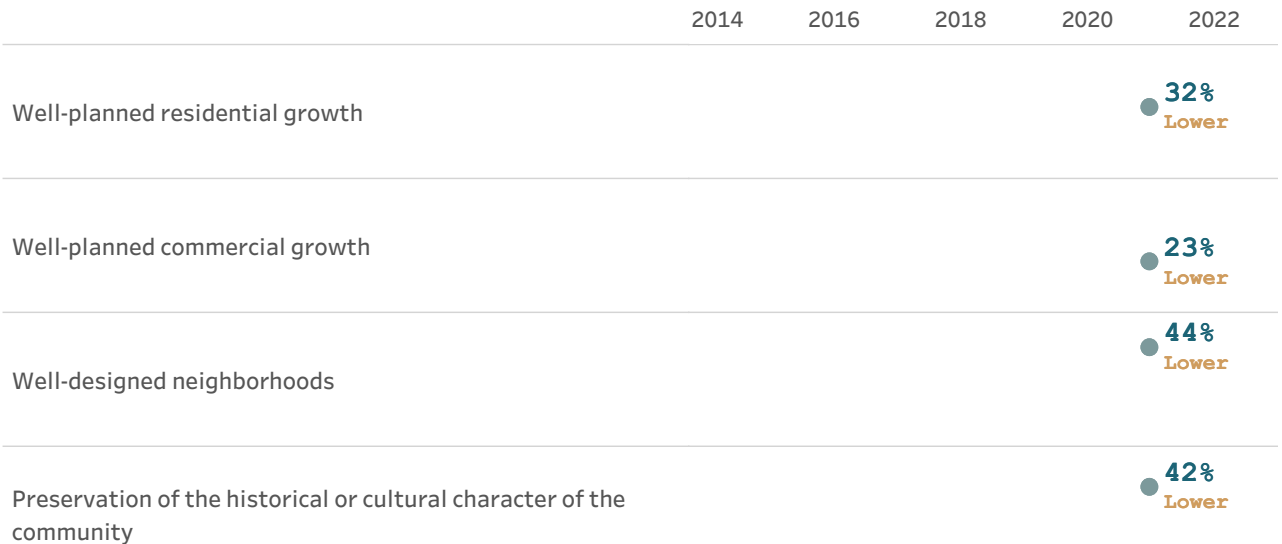
Please rate each of the following characteristics as they relate to Tracy as a whole. (% excellent or good)

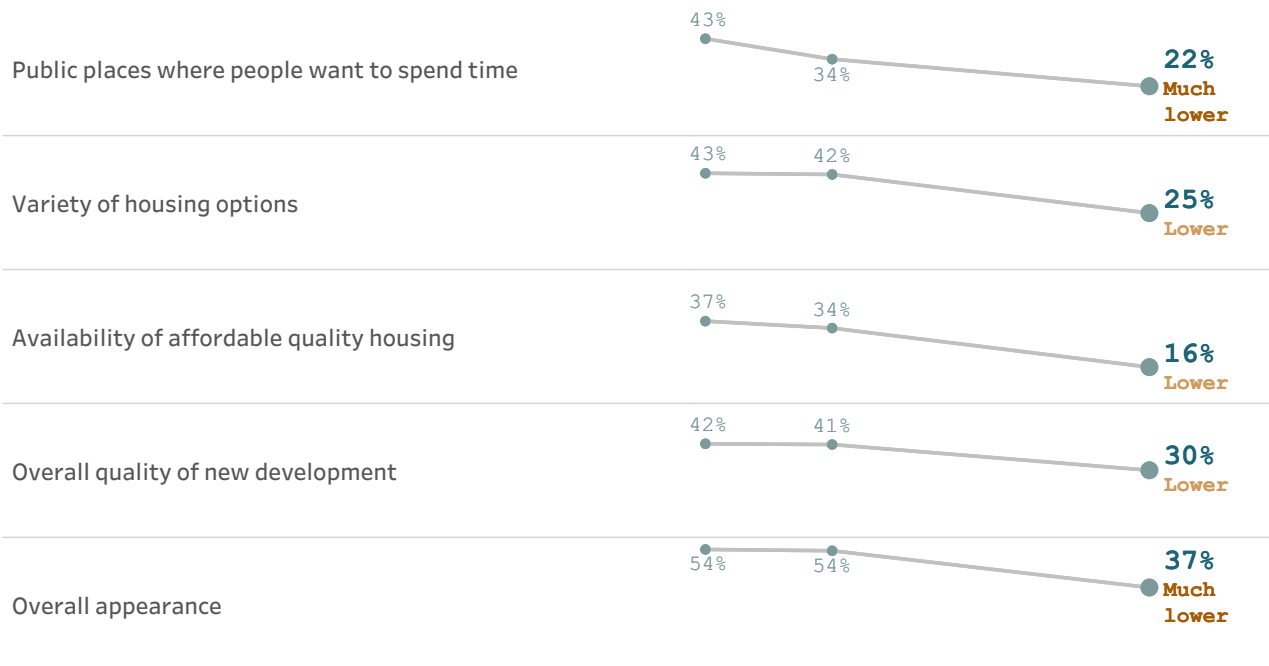


Please rate each of the following aspects of quality of life in Tracy. (% excellent or good)

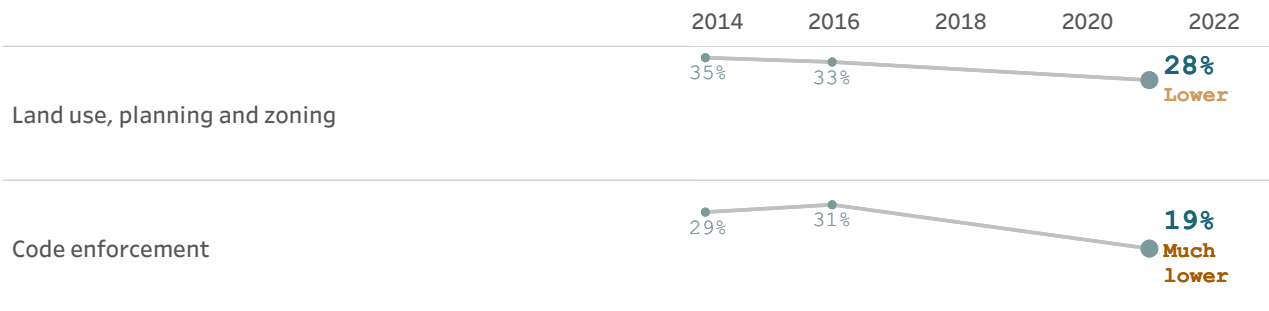


Please also rate each of the following in the Tracy community. (% excellent or good)





Please rate the quality of each of the following services in Tracy.
(% excellent or good)

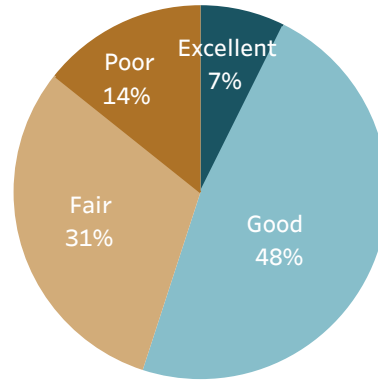


* Comparison to the national benchmark is shown. If no comparison is available, this is left blank.


Utilities

Services such as water, gas, electricity, and internet access play a vital role in ensuring the physical and economic health and well-being of the communities they serve.

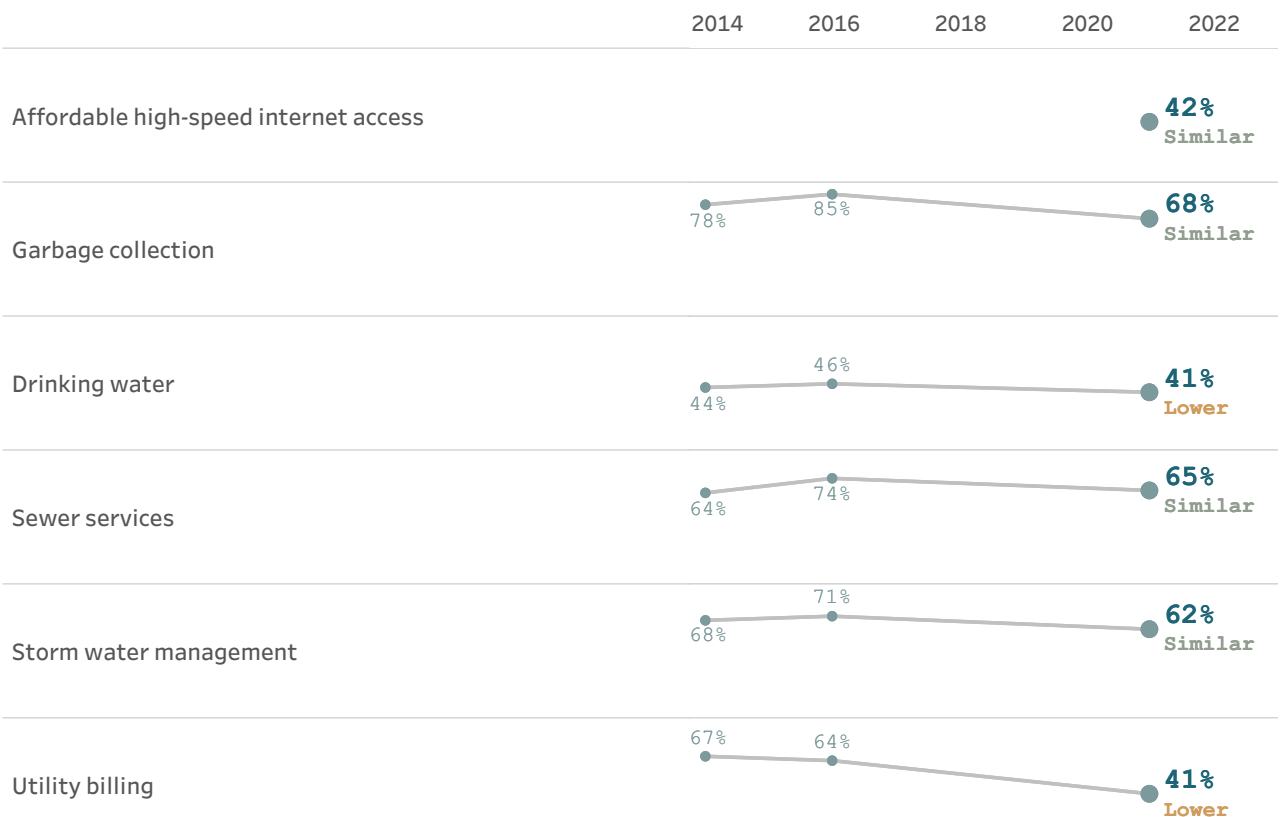
Overall quality of the utility infrastructure in Tracy, 2021



Please rate each of the following characteristics as they relate to Tracy as a whole.
(% excellent or good)



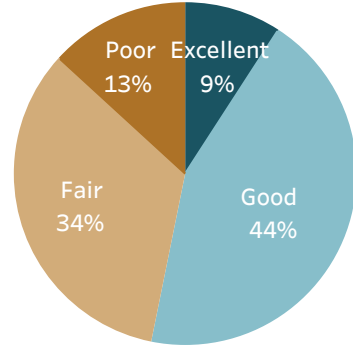
Please rate the quality of each of the following services in Tracy.
(% excellent or good)



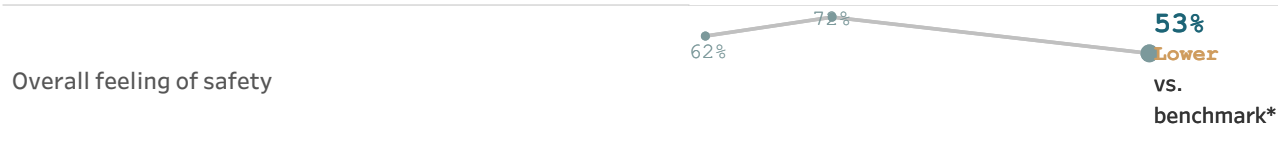
Safety

Public safety is often the most important task facing local governments. All residents should feel safe and secure in their neighborhoods and in the greater community, and providing robust safety-related services is essential to residents' quality of life.

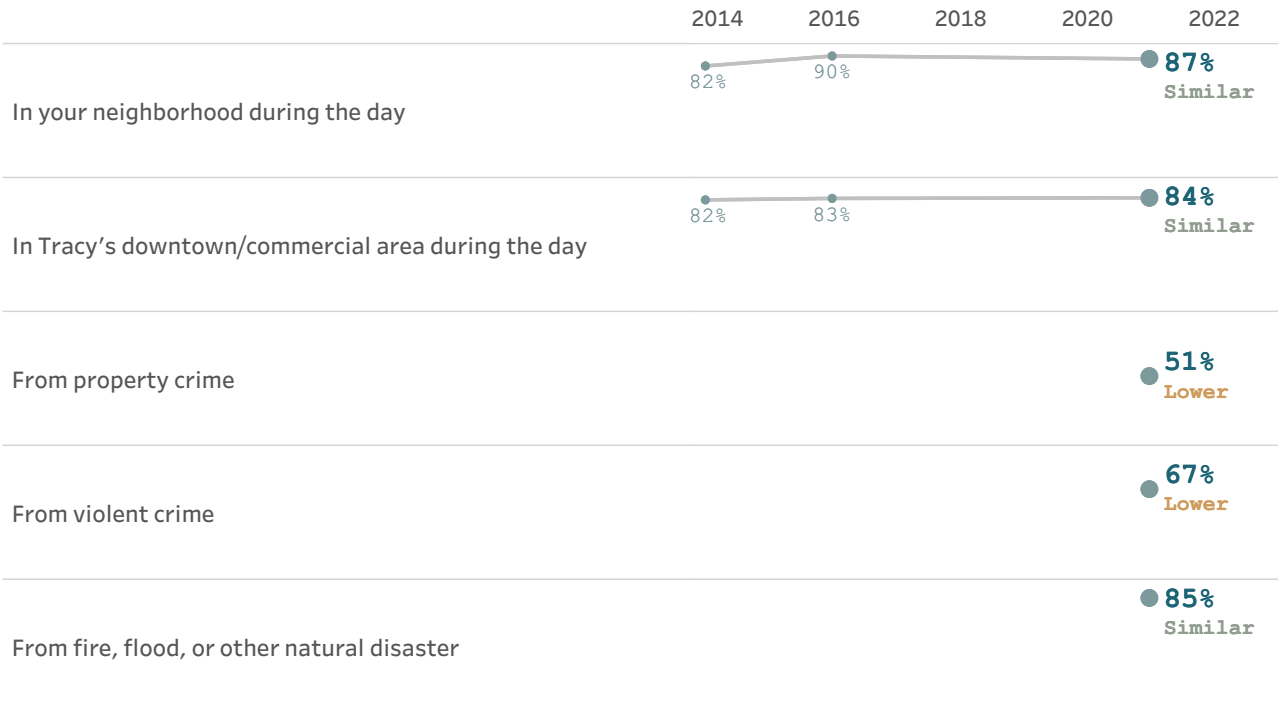
Overall feeling of safety in Tracy, 2021



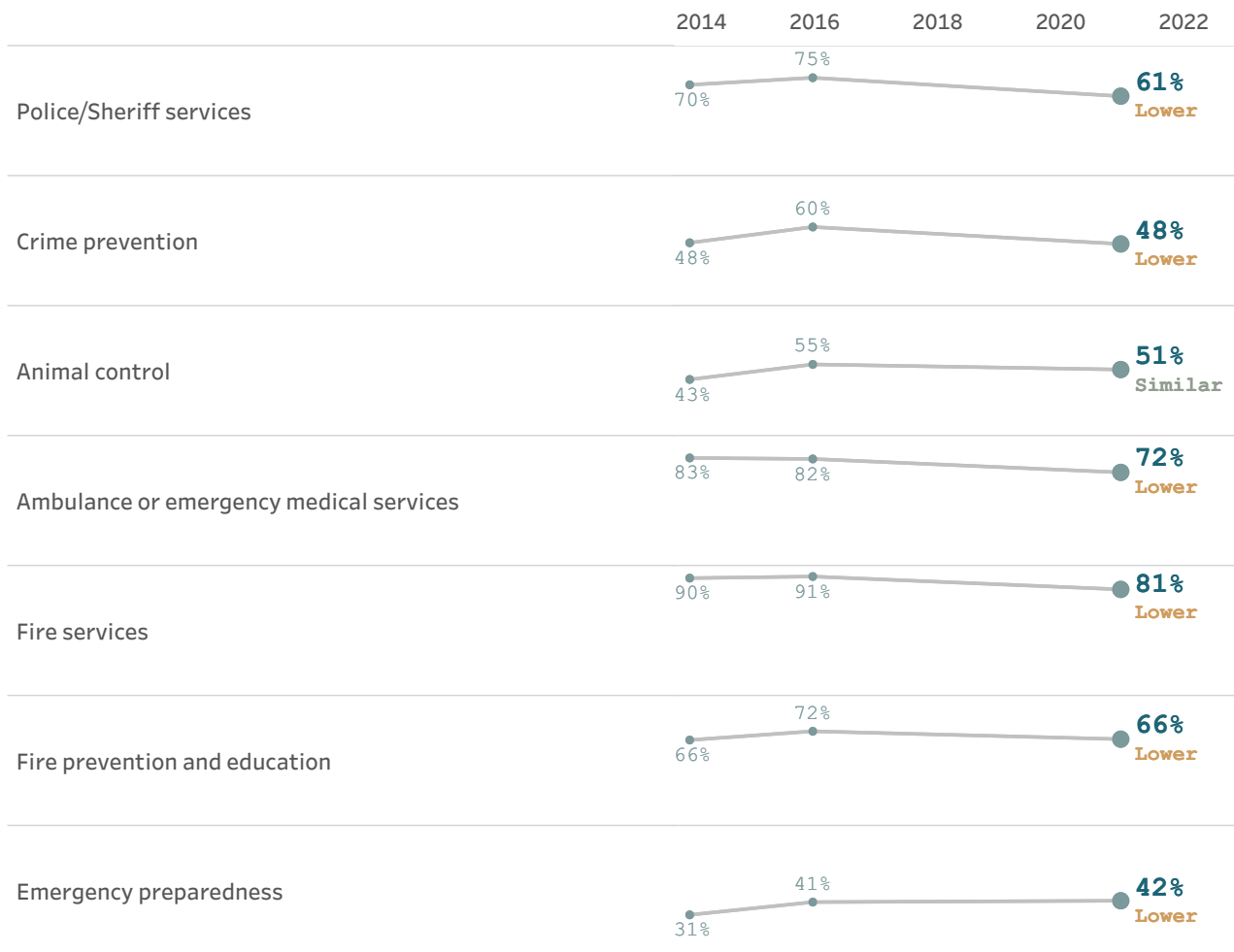
Please rate each of the following characteristics as they relate to Tracy as a whole. (% excellent or good)



Please rate how safe or unsafe you feel: (% very or somewhat safe)

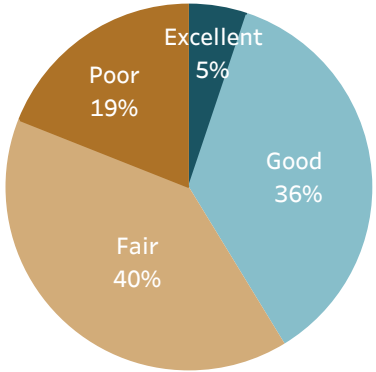


**Please rate the quality of each of the following services in Tracy.
(% excellent or good)**



* Comparison to the national benchmark is shown. If no comparison is available, this is left blank.

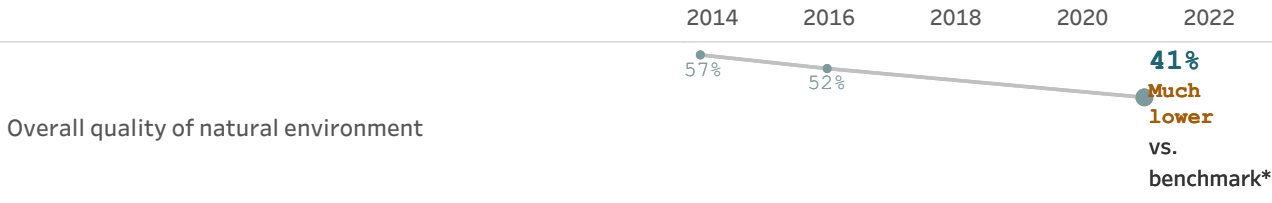
Overall quality of natural environment in Tracy, 2021



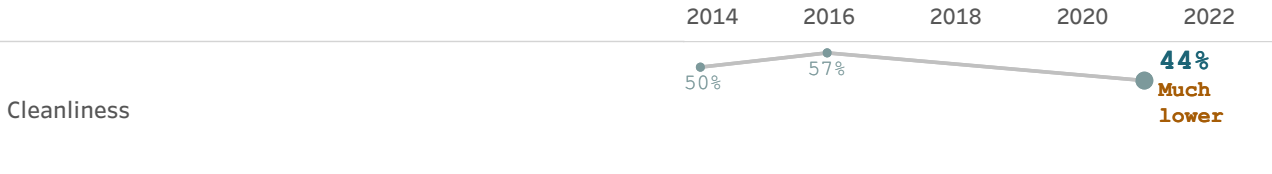
Natural environment

The natural environment plays a vital role in the health and well-being of residents. The natural spaces in which residents live and experience their communities has a direct and profound effect on quality of life.

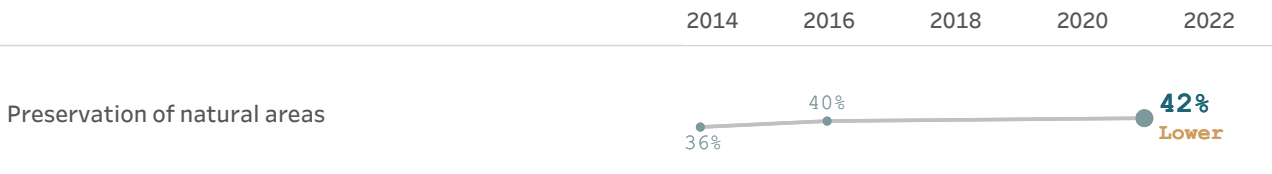
Please rate each of the following characteristics as they relate to Tracy as a whole. (% excellent or good)




Please also rate each of the following in the Tracy community. (% excellent or good)



Please rate the quality of each of the following services in Tracy. (% excellent or good)





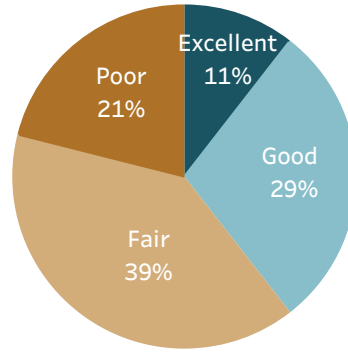
* Comparison to the national benchmark is shown. If no comparison is available, this is left blank.

Overall quality of parks and recreation opportunities, 2021

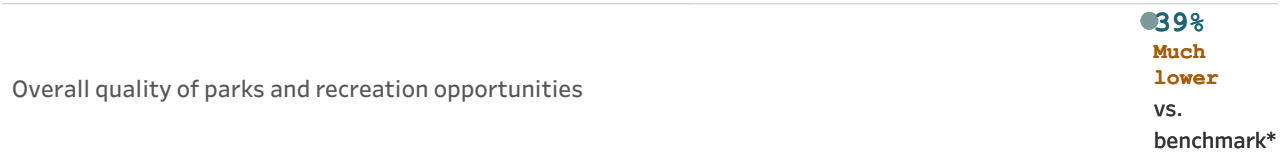
Parks and recreation

“There are no communities that pride themselves on their quality of life, promote themselves as a desirable location for businesses to relocate, or maintain that they are environmental stewards of their natural resources, without such communities having a robust, active system of parks and recreation programs for public use and enjoyment.”

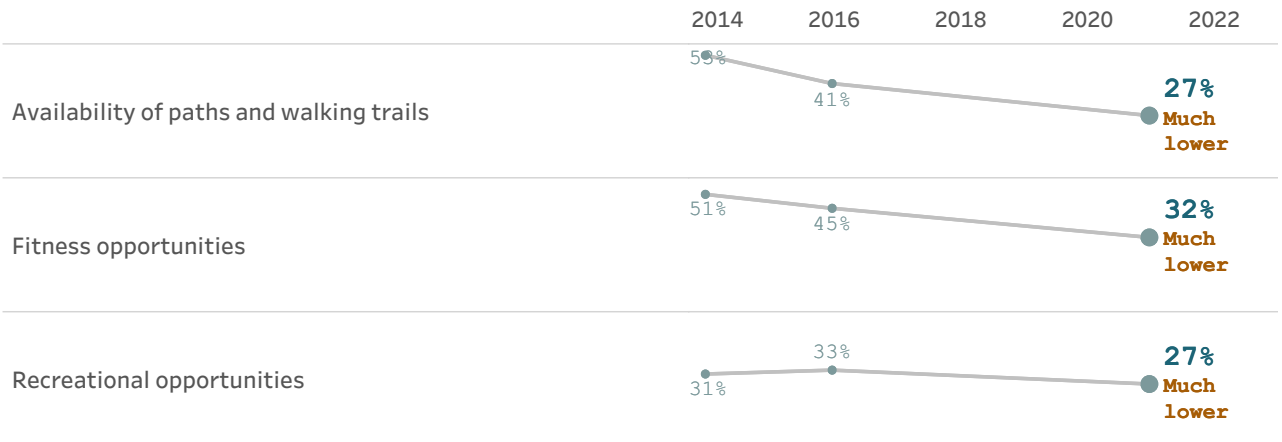
- National Recreation and Park Association



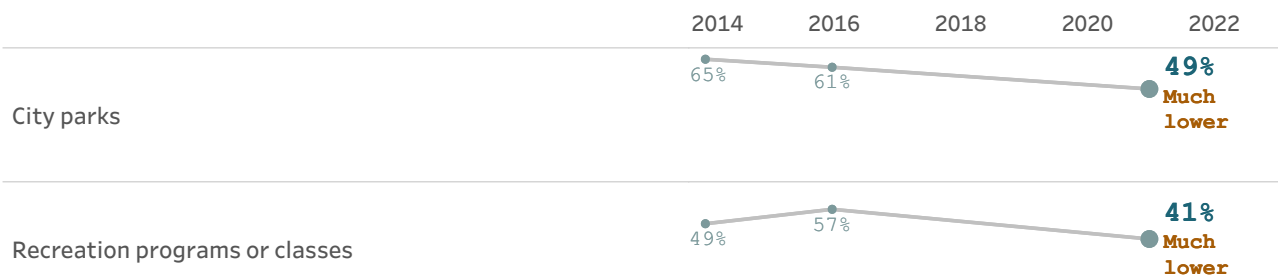
Please rate each of the following characteristics as they relate to Tracy as a whole.
(% excellent or good)

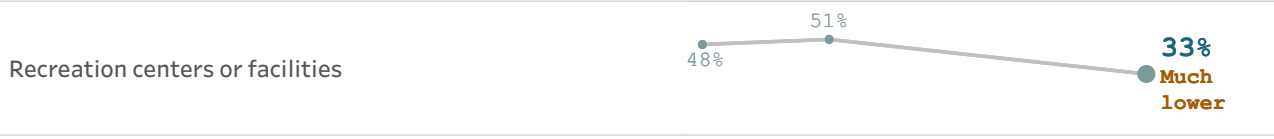


Please also rate each of the following in the Tracy community.
(% excellent or good)



Please rate the quality of each of the following services in Tracy.
(% excellent or good)



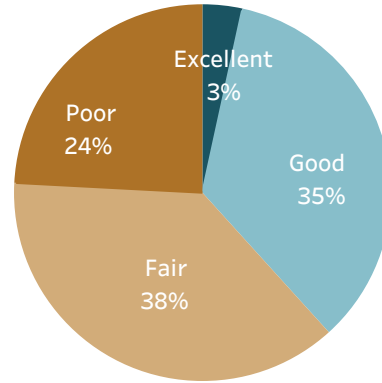


* Comparison to the national benchmark is shown. If no comparison is available, this is left blank.

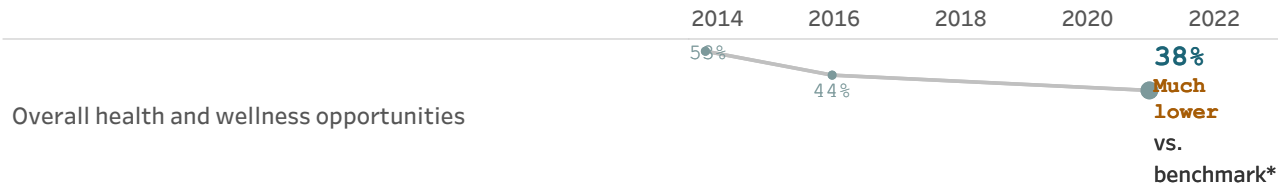
Health and wellness

The characteristics of and amenities available in the communities in which people live has a direct impact on the health and wellness of residents, and thus, on their quality of life overall.

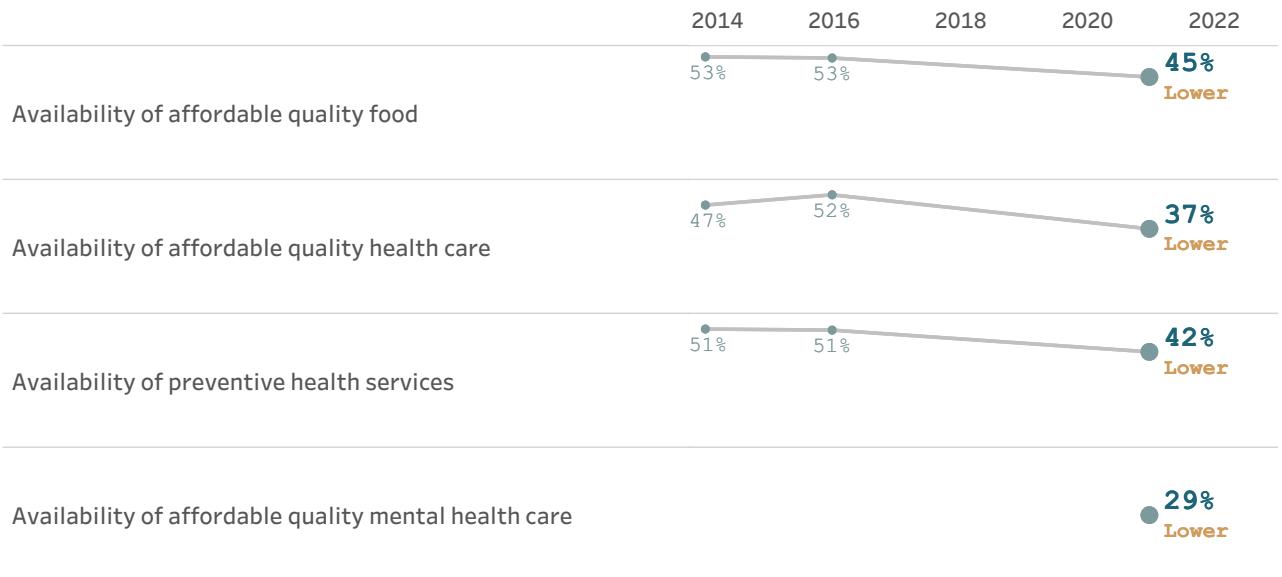
Overall health and wellness opportunities in Tracy, 2021




Please rate each of the following characteristics as they relate to Tracy as a whole.
(% excellent or good)



Please also rate each of the following in the Tracy community.
(% excellent or good)

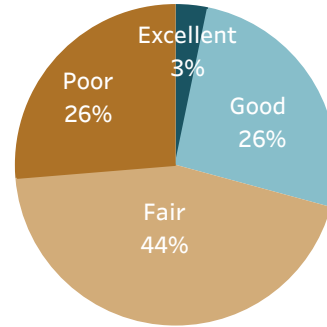


Please rate your overall health.
(% excellent or very good)



* Comparison to the national benchmark is shown. If no comparison is available, this is left blank.

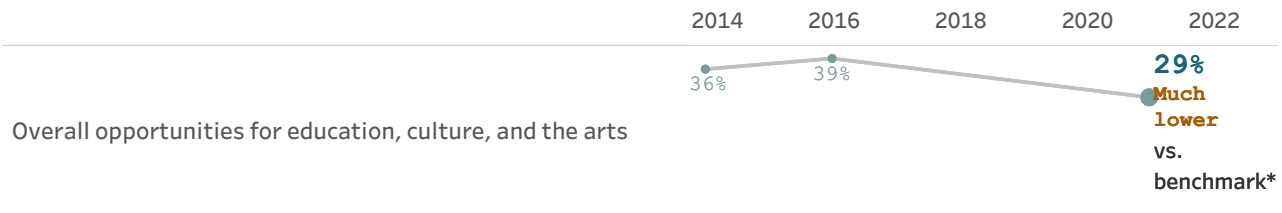
Overall opportunities for education, culture and the arts, 2021



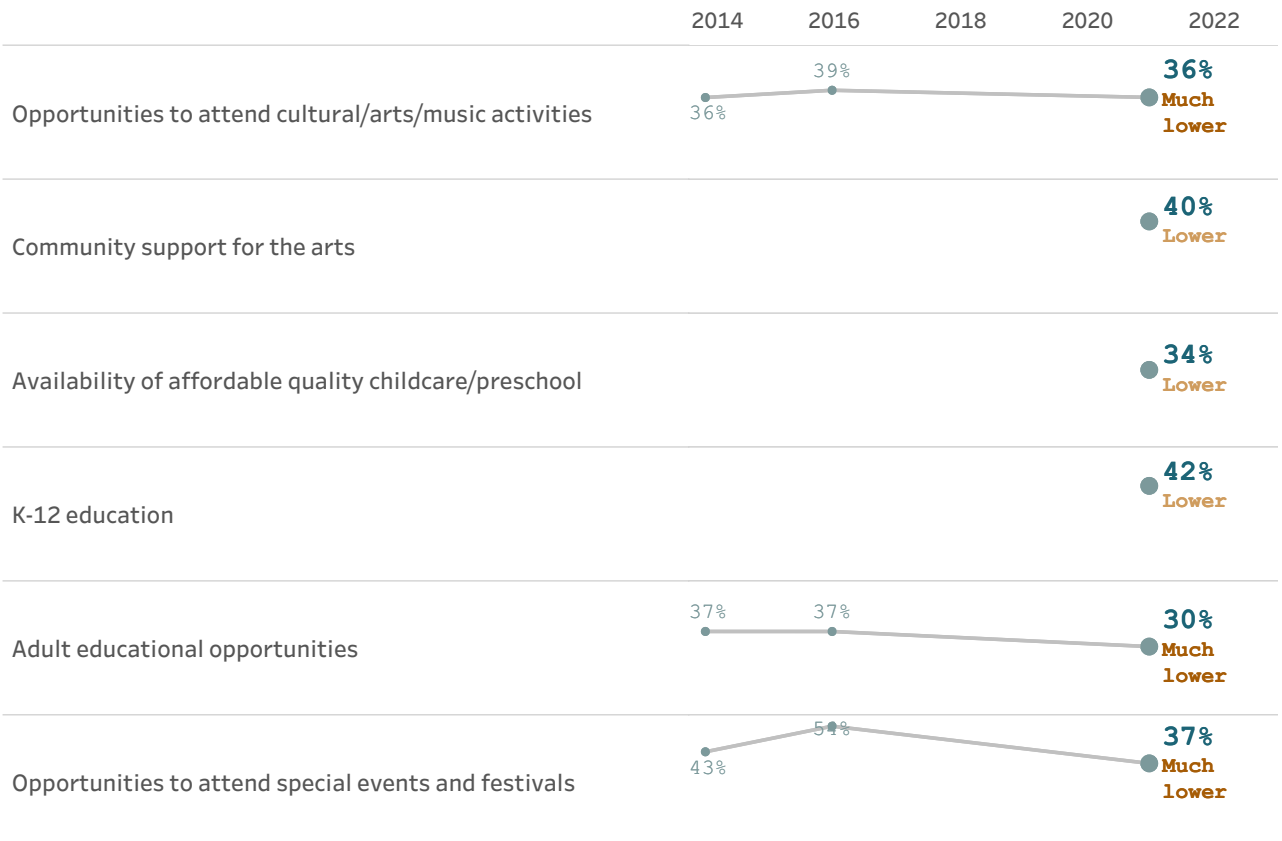
Education, arts, and culture

Participation in the arts, in educational opportunities, and in cultural activities is linked to increased civic engagement, greater social tolerance, and enhanced enjoyment of the local community.


Please rate each of the following characteristics as they relate to Tracy as a whole.
(% excellent or good)



Please also rate each of the following in the Tracy community.
(% excellent or good)



Please rate the quality of each of the following services in Tracy.
(% excellent or good)

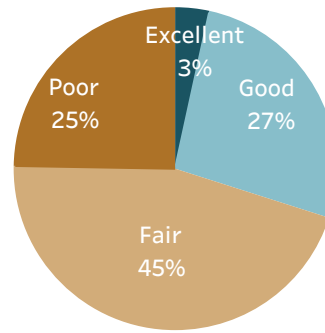


* Comparison to the national benchmark is shown. If no comparison is available, this is left blank.

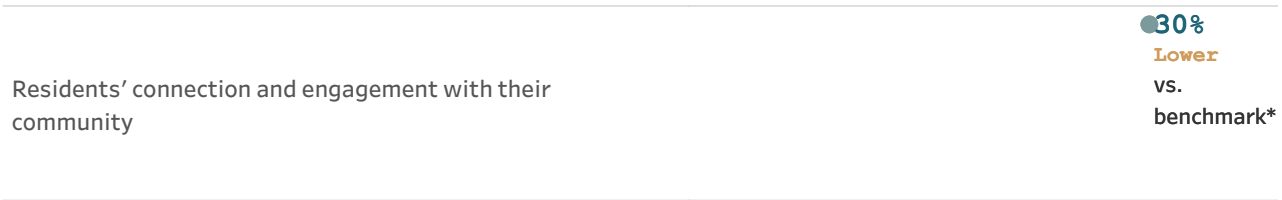
Residents' connection and engagement with their community, 2021

Inclusivity and engagement

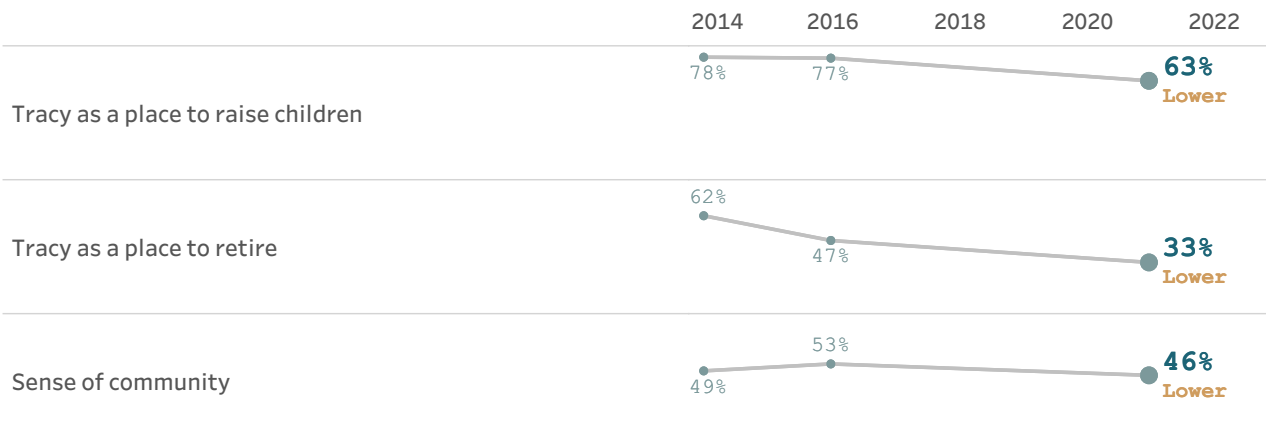
Inclusivity refers to a cultural and environmental feeling of belonging; residents who feel invited to participate within their communities feel more included, involved, and engaged than those who do not.




Please rate each of the following characteristics as they relate to Tracy as a whole.
(% excellent or good)

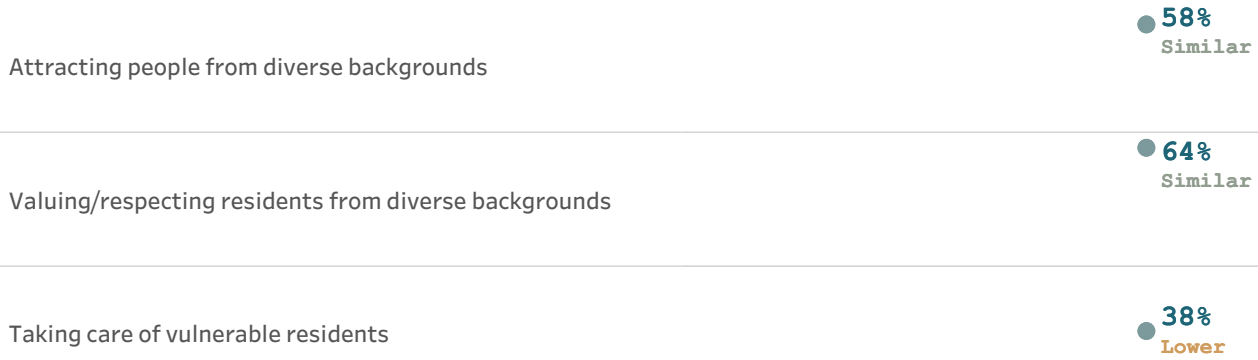


Please rate each of the following aspects of quality of life in Tracy.
(% excellent or good)

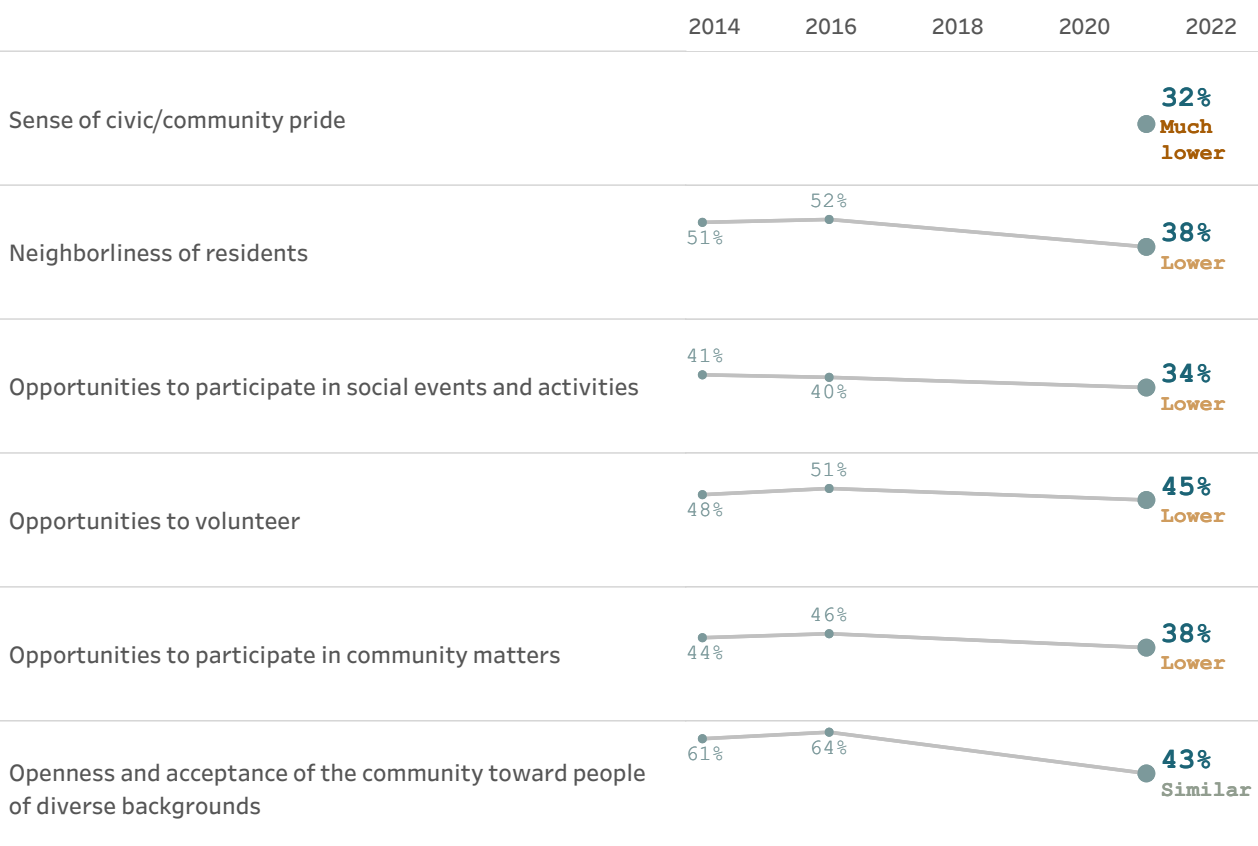


Please rate the job you feel the Tracy community does at each of the following.
(% excellent or good)





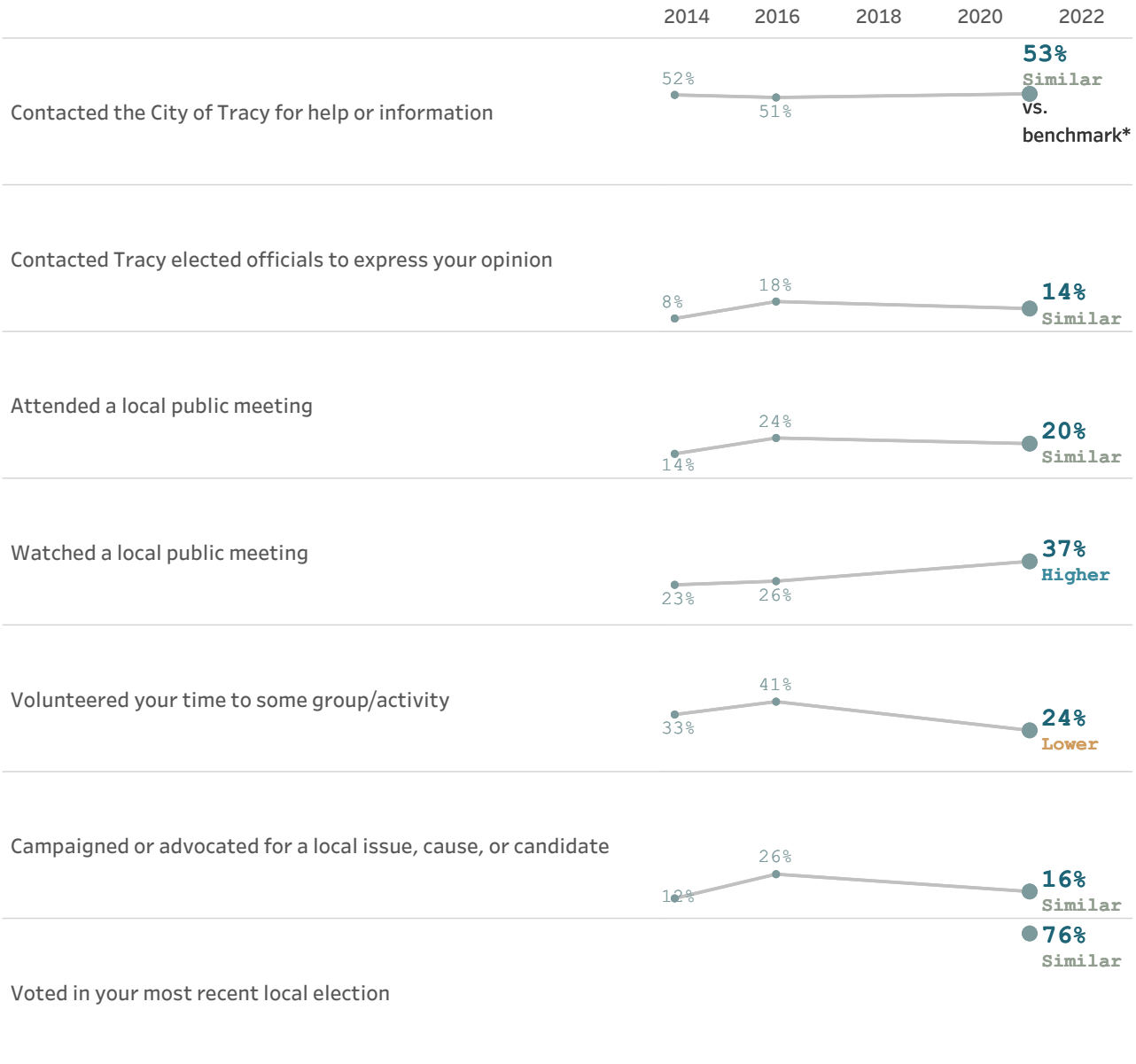
Please also rate each of the following in the Tracy community.
(% excellent or good)




* Comparison to the national benchmark is shown. If no comparison is available, this is left blank.

Residents' participation levels

Please indicate whether or not you have done each of the following in the last 12 months.
(% yes)



In general, how many times do you:
(% a few times a week or more)

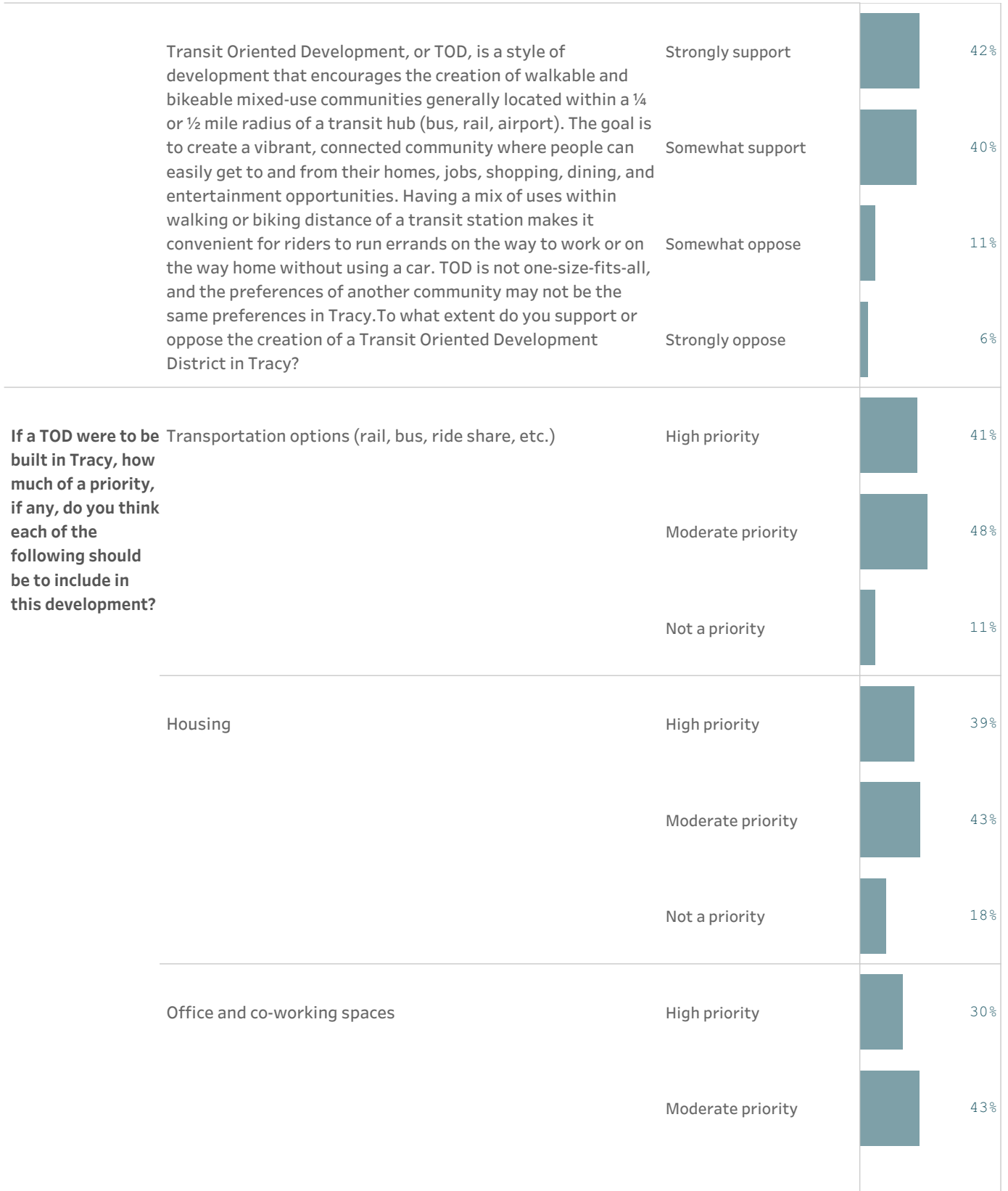


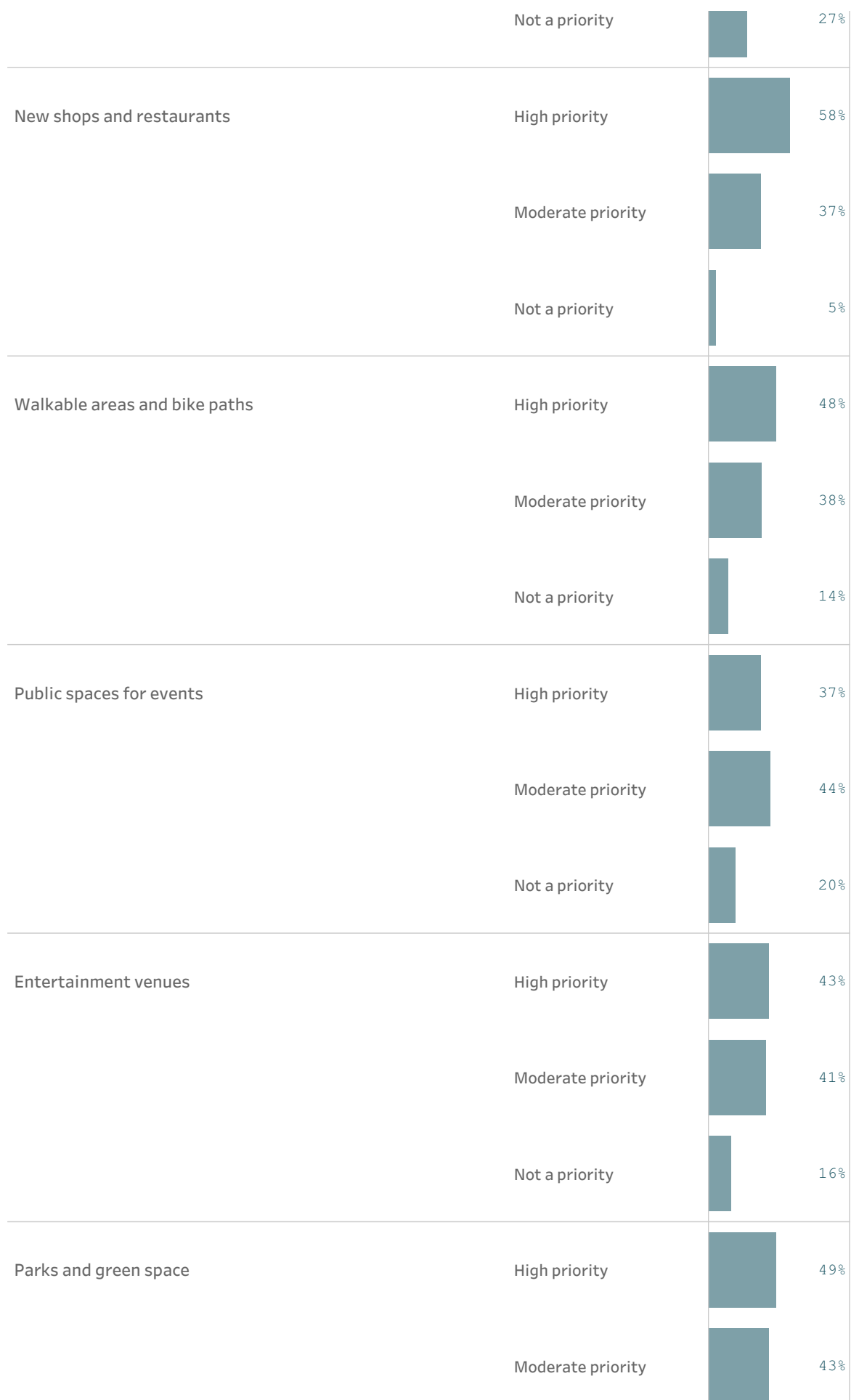
Visit social media sites	80% Similar
Use or check email	96% Similar
Share your opinions online	43% Higher
Shop online	71% Higher

* Comparison to the national benchmark is shown. If no comparison is available, this is left blank.

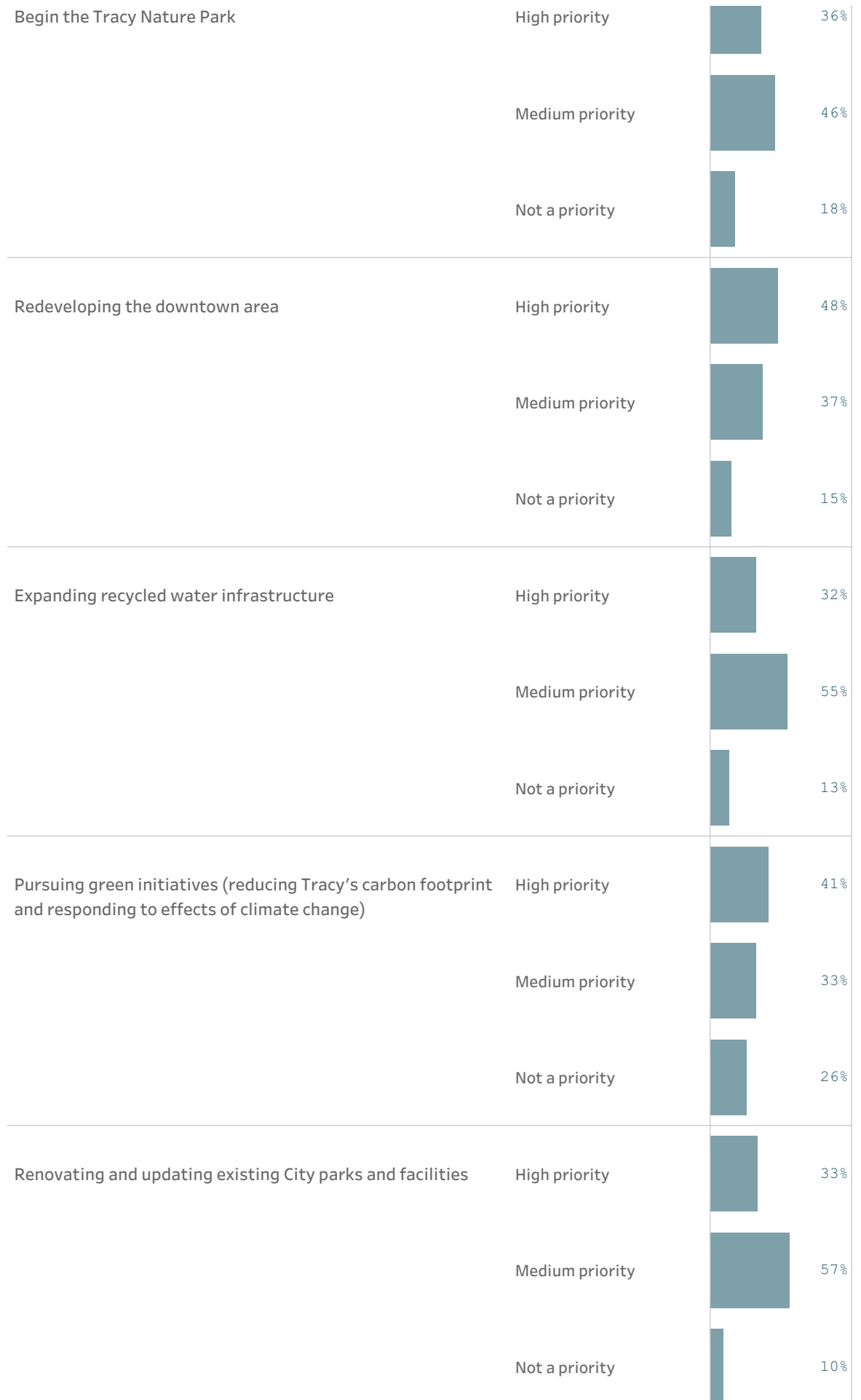
Custom questions

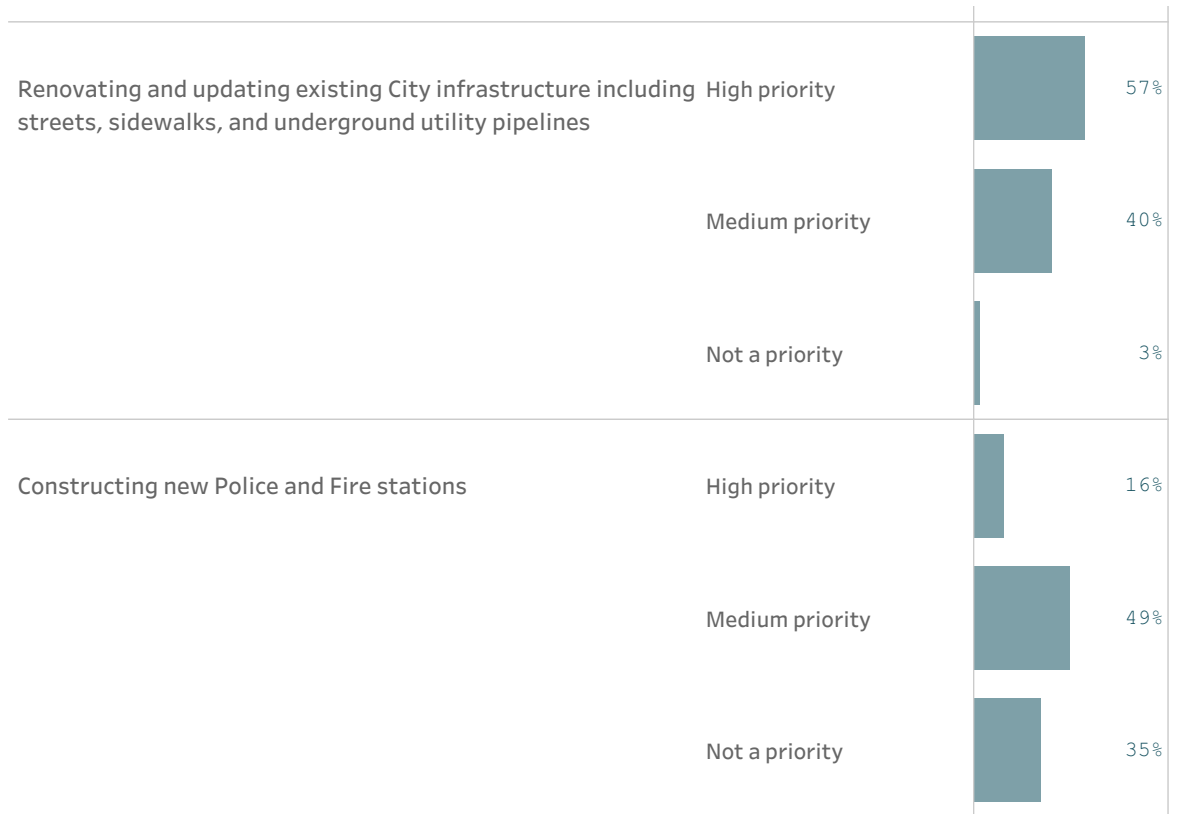
Below are the complete set of responses to each custom question on the survey. By default, “don’t know” responses are excluded, but may be added to the table using the response filter below.











National benchmark tables

This table contains the comparisons of Tracy’s results to those from other communities. The first column shows the comparison of Tracy’s rating to the benchmark. Tracy’s results are noted as being “higher”, “lower” or “similar” to the benchmark, meaning that the average rating given by Tracy residents is statistically similar to or different than the benchmark. The second column is Tracy’s “percent positive.” Most commonly, the percent positive is the combination of the top two most positive response options (i.e., excellent/good). The third column is the rank assigned to Tracy’s rating among communities where a similar question was asked. The fourth column is the number of communities that asked a similar question. The fifth column shows the percentile for Tracy’s result -- that is what percent of surveyed communities had a lower rating than Tracy.

			% positive	Rank	Number of communities	Percentile
Please rate each of the following aspects of quality of life in Tracy.	Tracy as a place to live	Lower	69%	346	386	10
	Your neighborhood as a place to live	Lower	71%	297	318	6
	Tracy as a place to raise children	Lower	63%	309	387	20
	Tracy as a place to work	Much lower	38%	357	370	3
	Tracy as a place to visit	Much lower	22%	312	312	0
	Tracy as a place to retire	Lower	33%	354	372	5
	The overall quality of life	Lower	50%	398	428	7
	Sense of community	Lower	46%	292	320	9
Please rate each of the following characteristics as they relate to Tracy as a whole.	Overall economic health	Lower	35%	262	293	10
	Overall quality of the transportation system	Lower	33%	112	122	9
	Overall design or layout of residential and commercial areas	Lower	46%	270	287	6
	Overall quality of the utility infrastructure	Lower	55%	105	119	12
	Overall feeling of safety	Lower	53%	332	368	10
	Overall quality of natural environment	Much lower	41%	295	297	1
	Overall quality of parks and recreation opportunities	Much lower	39%	122	124	2
	Overall health and wellness opportunities	Much lower	38%	280	288	3
	Overall opportunities for education, culture, and the arts	Much lower	29%	282	291	3
	Residents’ connection and engagement with their community	Lower	30%	118	120	2
Please indicate how likely or unlikely you are to do each of the following.	Recommend living in Tracy to someone who asks	Lower	68%	278	304	8
	Remain in Tracy for the next five years	Lower	68%	284	297	4
Please rate how safe or unsafe you feel:	In your neighborhood during the day	Similar	87%	311	353	11
	In Tracy’s downtown/commercial area during the day	Similar	84%	261	329	20

Please rate how safe or unsafe you feel:	From property crime	Lower	51%	117	130	10
	From violent crime	Lower	67%	113	130	12
	From fire, flood, or other natural disaster	Similar	85%	58	118	51
Please rate the job you feel the Tracy community does at each of the following.	Making all residents feel welcome	Lower	49%	116	124	7
	Attracting people from diverse backgrounds	Similar	58%	66	122	46
	Valuing/respecting residents from diverse backgrounds	Similar	64%	72	122	41
	Taking care of vulnerable residents	Lower	38%	106	120	12
Please rate each of the following in the Tracy community.	Overall quality of business and service establishments	Lower	39%	287	295	3
	Variety of business and service establishments	Much lower	25%	116	119	3
	Vibrancy of downtown/commercial area	Lower	33%	231	278	17
	Employment opportunities	Lower	26%	280	324	13
	Shopping opportunities	Much lower	27%	290	310	6
	Cost of living	Lower	20%	252	289	13
	Overall image or reputation	Lower	38%	331	365	9
Please also rate each of the following in the Tracy community.	Traffic flow on major streets	Similar	38%	271	342	21
	Ease of public parking	Similar	47%	193	267	28
	Ease of travel by car	Similar	49%	264	320	17
	Ease of travel by public transportation	Similar	34%	157	272	42
	Ease of travel by bicycle	Lower	39%	252	322	22
	Ease of walking	Lower	44%	266	322	17
	Well-planned residential growth	Lower	32%	110	122	10
	Well-planned commercial growth	Lower	23%	119	122	3
	Well-designed neighborhoods	Lower	44%	103	120	15
	Preservation of the historical or cultural character of the communi..	Lower	42%	111	118	6
	Public places where people want to spend time	Much lower	22%	283	283	0
	Variety of housing options	Lower	25%	273	299	9
	Availability of affordable quality housing	Lower	16%	270	323	16
	Overall quality of new development	Lower	30%	293	317	7
	Overall appearance	Much lower	37%	335	354	5
	Cleanliness	Much lower	44%	294	324	9
	Water resources	Much lower	16%	108	109	1

Please also rate each of the following in the Tracy community.	Air quality	Much lower	37%	267	278	4
	Availability of paths and walking trails	Much lower	27%	323	327	1
	Fitness opportunities	Much lower	32%	279	279	0
	Recreational opportunities	Much lower	27%	308	310	0
	Availability of affordable quality food	Lower	45%	252	274	8
	Availability of affordable quality health care	Lower	37%	262	287	9
	Availability of preventive health services	Lower	42%	240	270	11
	Availability of affordable quality mental health care	Lower	29%	233	270	14
	Opportunities to attend cultural/arts/music activities	Much lower	36%	294	307	4
	Community support for the arts	Lower	40%	106	119	11
	Availability of affordable quality childcare/preschool	Lower	34%	243	285	15
	K-12 education	Lower	42%	243	291	16
	Adult educational opportunities	Much lower	30%	263	276	5
	Sense of civic/community pride	Much lower	32%	117	119	2
	Neighborliness of residents	Lower	38%	271	283	4
	Opportunities to participate in social events and activities	Lower	34%	280	289	3
	Opportunities to attend special events and festivals	Much lower	37%	292	296	1
	Opportunities to volunteer	Lower	45%	282	287	2
	Opportunities to participate in community matters	Lower	38%	290	291	0
	Openness and acceptance of the community toward people of diverse...	Similar	43%	274	315	13
Please indicate whether or not you have done each of the following in the last 12 months.	Contacted the City of Tracy for help or information	Similar	53%	73	344	79
	Contacted Tracy elected officials to express your opinion	Similar	14%	206	284	27
	Attended a local public meeting	Similar	20%	129	284	54
	Watched a local public meeting	Higher	37%	30	263	88
	Volunteered your time to some group/activity	Lower	24%	239	289	17
	Campaigned or advocated for a local issue, cause, or candidate	Similar	16%	208	273	24
	Voted in your most recent local election	Similar	76%	81	121	33
	Used public transportation instead of driving	Similar	14%	139	254	45
	Carpooled with other adults or children instead of driving alone	Similar	45%	88	279	68
	Walked or biked instead of driving	Similar	60%	120	282	57
Please rate the quality of each of the following	Public information services	Lower	44%	293	309	5

Please rate the quality of each of the following services in Tracy.

Economic development	Lower	27%	279	300	7
Traffic enforcement	Lower	38%	356	369	3
Traffic signal timing	Similar	48%	217	290	25
Street repair	Lower	24%	321	369	13
Street cleaning	Similar	55%	213	311	31
Street lighting	Similar	51%	279	351	20
Sidewalk maintenance	Similar	40%	229	316	27
Bus or transit services	Similar	41%	156	264	41
Land use, planning and zoning	Lower	28%	288	312	8
Code enforcement	Much lower	19%	359	369	2
Affordable high-speed internet access	Similar	42%	96	116	18
Garbage collection	Similar	68%	303	345	12
Drinking water	Lower	41%	296	311	5
Sewer services	Similar	65%	258	314	18
Storm water management	Similar	62%	210	337	37
Utility billing	Lower	41%	259	266	3
Police/Sheriff services	Lower	61%	386	420	8
Crime prevention	Lower	48%	323	368	12
Animal control	Similar	51%	284	331	14
Ambulance or emergency medical services	Lower	72%	317	329	3
Fire services	Lower	81%	334	362	8
Fire prevention and education	Lower	66%	266	301	11
Emergency preparedness	Lower	42%	289	301	4
Preservation of natural areas	Lower	42%	262	281	7
Tracy open space	Lower	35%	263	270	2
Recycling	Lower	53%	313	348	10
Yard waste pick-up	Similar	62%	213	294	27
City parks	Much lower	49%	322	327	1
Recreation programs or classes	Much lower	41%	313	322	3
Recreation centers or facilities	Much lower	33%	292	295	1
Public library services	Much lower	59%	332	335	0

each of the following services in Tracy.	Overall customer service by Tracy employees	Lower	63%	331	383	13
Please rate the following categories of Tracy government performance.	The value of services for the taxes paid to Tracy	Lower	31%	377	390	3
	The overall direction that Tracy is taking	Much lower	25%	329	337	2
	The job Tracy government does at welcoming resident involvement	Lower	30%	296	331	10
	Overall confidence in Tracy government	Lower	28%	272	292	7
	Generally acting in the best interest of the community	Lower	31%	281	295	5
	Being honest	Lower	35%	255	286	11
	Being open and transparent to the public	Lower	31%	112	121	8
	Informing residents about issues facing the community	Lower	30%	123	128	4
	Treating all residents fairly	Lower	40%	247	292	15
	Treating residents with respect	Lower	51%	103	119	14
	Overall, how would you rate the quality of the services provided by each ..	The City of Tracy	Lower	45%	359	386
The Federal Government		Similar	26%	262	276	5
Please rate how important, if at all, you think it is for the Tracy community to focus on each of the following in the coming two years.	Overall economic health	Similar	93%	89	270	67
	Overall quality of the transportation system	Similar	70%	69	118	42
	Overall design or layout of residential and commercial areas	Similar	86%	14	270	95
	Overall quality of the utility infrastructure	Similar	86%	71	117	40
	Overall feeling of safety	Similar	96%	22	270	92
	Overall quality of natural environment	Similar	83%	111	270	59
	Overall quality of parks and recreation opportunities	Similar	85%	8	118	94
	Overall health and wellness opportunities	Similar	79%	27	270	90
	Overall opportunities for education, culture, and the arts	Similar	71%	145	270	46
	Residents' connection and engagement with their community	Similar	71%	188	270	30
In general, how many times do you:	Access the internet from your home	Similar	95%	65	118	45
	Access the internet from your cell phone	Similar	96%	16	118	87
	Visit social media sites	Similar	80%	52	117	56
	Use or check email	Similar	96%	81	118	32
	Share your opinions online	Higher	43%	4	118	97
	Shop online	Higher	71%	3	118	98
	Please rate your overall health.	Similar	68%	122	276	56
	What impact, if any, do you think the economy will have on your fa..	Similar	24%	215	279	23

Custom benchmark tables

This table contains the comparisons of Tracy’s results to those from other communities on the west coast (CA, OR, and WA). The first column shows the comparison of Tracy’s rating to the benchmark. Tracy’s results are noted as being “higher”, “lower” or “similar” to the benchmark, meaning that the average rating given by Tracy residents is statistically similar to or different than the benchmark. The second column is Tracy’s “percent positive.” Most commonly, the percent positive is the combination of the top two most positive response options (i.e., excellent/good). The third column is the rank assigned to Tracy’s rating among communities where a similar question was asked. The fourth column is the number of communities that asked a similar question. The fifth column shows the percentile for Tracy’s result -- that is what percent of surveyed communities had a lower rating than Tracy.

			% positive	Rank	Number of communities	Percentile
Please rate each of the following aspects of quality of life in Tracy.	Tracy as a place to live	Lower	69%	55	60	10
	Your neighborhood as a place to live	Lower	71%	46	52	13
	Tracy as a place to raise children	Lower	63%	46	58	22
	Tracy as a place to work	Lower	38%	51	55	9
	Tracy as a place to visit	Much lower	22%	50	50	2
	Tracy as a place to retire	Lower	33%	50	55	10
	The overall quality of life	Lower	50%	66	71	8
	Sense of community	Similar	46%	43	53	20
Please rate each of the following characteristics as they relate to Tracy as a whole.	Overall economic health	Lower	35%	42	48	14
	Overall quality of the transportation system	Lower	33%	20	21	9
	Overall design or layout of residential and commercial areas	Lower	46%	45	48	8
	Overall quality of the utility infrastructure	Lower	55%	19	21	14
	Overall feeling of safety	Lower	53%	47	54	14
	Overall quality of natural environment	Much lower	41%	47	49	6
	Overall quality of parks and recreation opportunities	Much lower	39%	20	21	9
	Overall health and wellness opportunities	Much lower	38%	44	48	10
	Overall opportunities for education, culture, and the arts	Much lower	29%	45	49	10
	Residents’ connection and engagement with their community	Lower	30%	20	22	13
Please indicate how likely or unlikely you are to do each of the following.	Recommend living in Tracy to someone who asks	Lower	68%	45	49	10
	Remain in Tracy for the next five years	Lower	68%	46	48	6
Please rate how safe or unsafe you feel:	In your neighborhood during the day	Similar	87%	45	54	18
	In Tracy’s downtown/commercial area during the day	Similar	84%	38	49	24
	From property crime	Similar	51%	15	20	30
	From violent crime	Similar	67%	14	20	35

Please rate how safe or unsafe you feel:	From fire, flood, or other natural disaster	Similar	85%	8	21	66
Please rate the job you feel the Tracy community does at each of the following.	Making all residents feel welcome	Similar	49%	17	22	27
	Attracting people from diverse backgrounds	Similar	58%	10	22	59
	Valuing/respecting residents from diverse backgrounds	Similar	64%	11	22	54
	Taking care of vulnerable residents	Similar	38%	17	22	27
Please rate each of the following in the Tracy community.	Overall quality of business and service establishments	Lower	39%	47	48	4
	Variety of business and service establishments	Much lower	25%	22	22	4
	Vibrancy of downtown/commercial area	Lower	33%	36	47	25
	Employment opportunities	Similar	26%	40	54	27
	Shopping opportunities	Much lower	27%	47	51	9
	Cost of living	Similar	20%	33	48	33
	Overall image or reputation	Lower	38%	46	55	18
Please also rate each of the following in the Tracy community.	Traffic flow on major streets	Similar	38%	33	51	37
	Ease of public parking	Similar	47%	34	47	29
	Ease of travel by car	Similar	49%	39	50	24
	Ease of travel by public transportation	Similar	34%	33	47	31
	Ease of travel by bicycle	Lower	39%	45	50	12
	Ease of walking	Lower	44%	46	50	10
	Well-planned residential growth	Lower	32%	18	21	19
	Well-planned commercial growth	Lower	23%	20	21	9
	Well-designed neighborhoods	Similar	44%	17	21	23
	Preservation of the historical or cultural character of the communi..	Lower	42%	18	21	19
	Public places where people want to spend time	Much lower	22%	48	48	2
	Variety of housing options	Similar	25%	42	50	18
	Availability of affordable quality housing	Similar	16%	31	53	43
	Overall quality of new development	Lower	30%	45	49	10
	Overall appearance	Lower	37%	48	52	9
	Cleanliness	Lower	44%	42	48	14
	Water resources	Much lower	16%	19	19	5
	Air quality	Much lower	37%	41	47	14
	Availability of paths and walking trails	Much lower	27%	49	50	4

Please also rate each of the following in the Tracy community.	Fitness opportunities	Much lower	32%	48	48	2
	Recreational opportunities	Much lower	27%	52	53	3
	Availability of affordable quality food	Lower	45%	44	48	10
	Availability of affordable quality health care	Lower	37%	43	49	14
	Availability of preventive health services	Lower	42%	41	48	16
	Availability of affordable quality mental health care	Similar	29%	37	48	25
	Opportunities to attend cultural/arts/music activities	Lower	36%	46	50	10
	Community support for the arts	Lower	40%	17	21	23
	Availability of affordable quality childcare/preschool	Similar	34%	35	47	27
	K-12 education	Lower	42%	38	47	21
	Adult educational opportunities	Lower	30%	45	49	10
	Sense of civic/community pride	Lower	32%	19	21	14
	Neighborliness of residents	Lower	38%	45	48	8
	Opportunities to participate in social events and activities	Lower	34%	47	49	6
	Opportunities to attend special events and festivals	Lower	37%	47	48	4
	Opportunities to volunteer	Lower	45%	47	49	6
Opportunities to participate in community matters	Lower	38%	48	49	4	
Openness and acceptance of the community toward people of diverse...	Similar	43%	43	50	16	
Please indicate whether or not you have done each of the following in the last 12 months.	Contacted the City of Tracy for help or information	Higher	53%	8	54	87
	Contacted Tracy elected officials to express your opinion	Similar	14%	34	48	31
	Attended a local public meeting	Similar	20%	24	48	52
	Watched a local public meeting	Higher	37%	3	44	95
	Volunteered your time to some group/activity	Lower	24%	42	48	14
	Campaigned or advocated for a local issue, cause, or candidate	Similar	16%	38	47	21
	Voted in your most recent local election	Similar	76%	18	22	22
	Used public transportation instead of driving	Lower	14%	39	46	17
	Carpooled with other adults or children instead of driving alone	Similar	45%	37	48	25
	Walked or biked instead of driving	Similar	60%	34	48	31
Please rate the quality of each of the following services in Tracy.	Public information services	Lower	44%	47	48	4
	Economic development	Lower	27%	47	51	9
	Traffic enforcement	Lower	38%	52	55	7

Please rate the quality of each of the following services in Tracy.

Traffic signal timing	Similar	48%	32	45	31
Street repair	Lower	24%	52	61	16
Street cleaning	Similar	55%	39	55	30
Street lighting	Similar	51%	42	53	22
Sidewalk maintenance	Similar	40%	31	51	41
Bus or transit services	Similar	41%	39	49	22
Land use, planning and zoning	Similar	28%	48	54	12
Code enforcement	Lower	19%	53	55	5
Affordable high-speed internet access	Similar	42%	16	22	31
Garbage collection	Similar	68%	50	55	10
Drinking water	Much lower	41%	50	52	5
Sewer services	Similar	65%	45	53	16
Storm water management	Similar	62%	37	57	36
Utility billing	Lower	41%	43	46	8
Police/Sheriff services	Lower	61%	61	68	11
Crime prevention	Lower	48%	49	56	14
Animal control	Similar	51%	42	50	18
Ambulance or emergency medical services	Lower	72%	46	49	8
Fire services	Similar	81%	48	53	11
Fire prevention and education	Similar	66%	45	48	8
Emergency preparedness	Lower	42%	51	53	5
Preservation of natural areas	Lower	42%	47	48	4
Tracy open space	Lower	35%	47	47	2
Recycling	Lower	53%	48	52	9
Yard waste pick-up	Similar	62%	42	47	12
City parks	Much lower	49%	50	51	3
Recreation programs or classes	Lower	41%	52	55	7
Recreation centers or facilities	Much lower	33%	49	49	2
Public library services	Much lower	59%	59	60	3
Overall customer service by Tracy employees	Similar	63%	49	54	11

Please rate the following categories of Tracy:

The value of services for the taxes paid to Tracy	Lower	31%	48	52	9
---	-------	-----	----	----	---

Please rate the following categories of Tracy government performance.	The overall direction that Tracy is taking	Lower	25%	52	53	3
	The job Tracy government does at welcoming resident involvement	Similar	30%	46	51	11
	Overall confidence in Tracy government	Lower	28%	43	48	12
	Generally acting in the best interest of the community	Lower	31%	45	47	6
	Being honest	Lower	35%	42	46	10
	Being open and transparent to the public	Lower	31%	18	22	22
	Informing residents about issues facing the community	Lower	30%	20	22	13
	Treating all residents fairly	Similar	40%	43	48	12
	Treating residents with respect	Similar	51%	17	22	27
Overall, how would you rate the quality of the services provided by each ..	The City of Tracy	Lower	45%	57	61	8
	The Federal Government	Similar	26%	42	47	12
Please rate how important, if at all, you think it is for the Tracy community to focus on each of the following in the coming two years.	Overall economic health	Similar	93%	9	47	82
	Overall quality of the transportation system	Similar	70%	15	21	33
	Overall design or layout of residential and commercial areas	Similar	86%	2	47	97
	Overall quality of the utility infrastructure	Similar	86%	9	21	61
	Overall feeling of safety	Similar	96%	4	47	93
	Overall quality of natural environment	Similar	83%	25	47	48
	Overall quality of parks and recreation opportunities	Similar	85%	3	21	90
	Overall health and wellness opportunities	Similar	79%	2	47	97
	Overall opportunities for education, culture, and the arts	Similar	71%	15	47	70
Residents' connection and engagement with their community	Similar	71%	30	47	38	
In general, how many times do you:	Access the internet from your home	Similar	95%	13	21	42
	Access the internet from your cell phone	Similar	96%	2	21	95
	Visit social media sites	Similar	80%	7	21	71
	Use or check email	Similar	96%	16	21	28
	Share your opinions online	Higher	43%	1	21	100
	Shop online	Higher	71%	1	21	100
	Please rate your overall health.	Similar	68%	25	48	50
	What impact, if any, do you think the economy will have on your fa..	Similar	24%	35	48	29

































Complete set of frequencies

This dashboard contains a complete set of responses to each question on the survey. By default, "Don't know" responses are excluded, but may be added to the table using the response filter to the right. When a table for a question that only permitted a single response does not total to exactly 100%, it is due to the common practice of percentages being rounded to the nearest whole number.

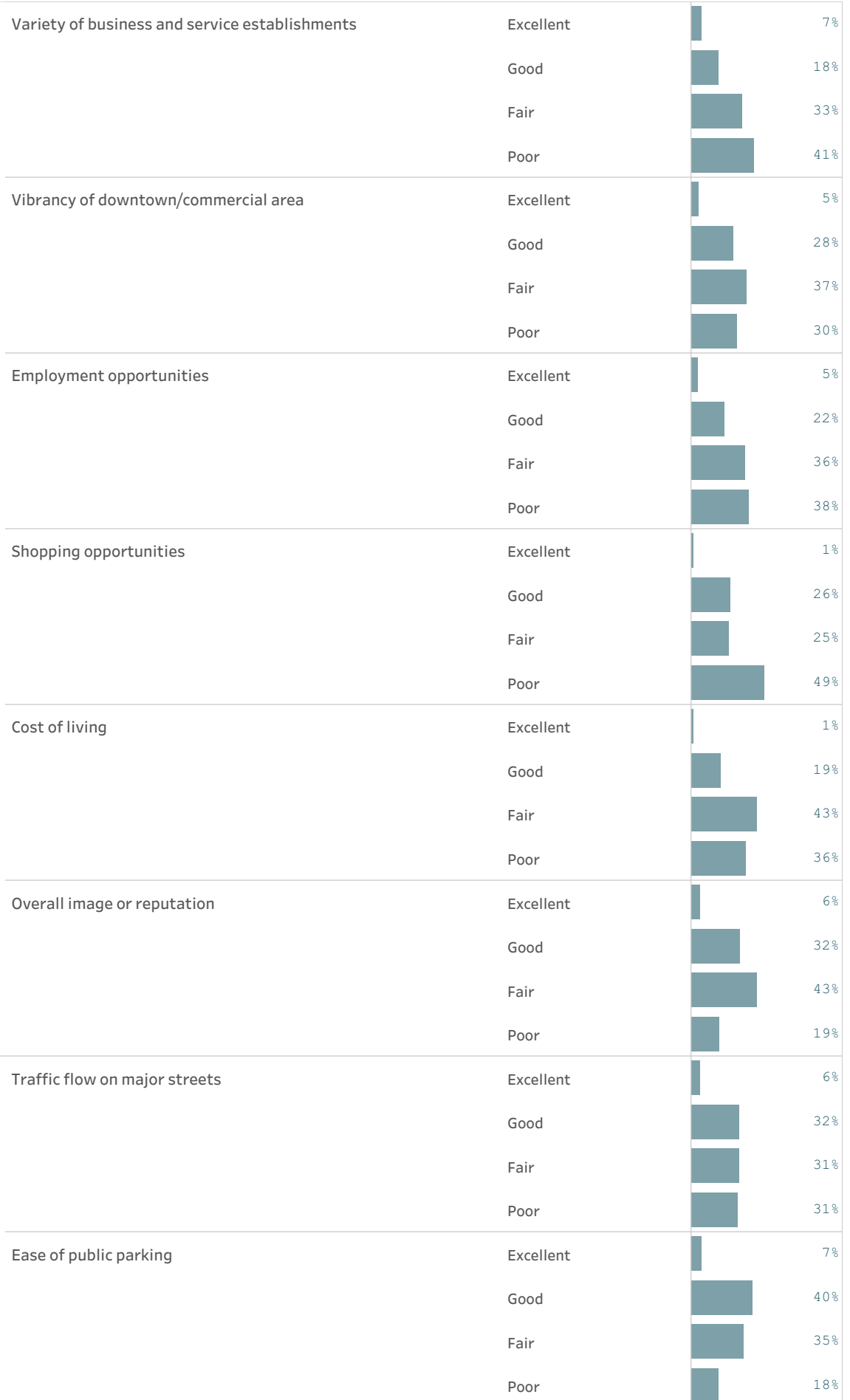
Question	Response	Percentage	
Please rate each of the following aspects of quality of life in Tracy.	Tracy as a place to live	Excellent	14%
		Good	55%
		Fair	27%
		Poor	4%
Your neighborhood as a place to live	Excellent	19%	
	Good	52%	
	Fair	21%	
	Poor	8%	
Tracy as a place to raise children	Excellent	18%	
	Good	44%	
	Fair	34%	
	Poor	4%	
Tracy as a place to work	Excellent	12%	
	Good	26%	
	Fair	22%	
	Poor	40%	
Tracy as a place to visit	Excellent	8%	
	Good	14%	
	Fair	25%	
	Poor	53%	
Tracy as a place to retire	Excellent	8%	
	Good	24%	
	Fair	47%	
	Poor	21%	
The overall quality of life	Excellent	8%	
	Good	42%	
	Fair	43%	
	Poor	7%	
Sense of community	Excellent	7%	

Please rate each of the following aspects of quality of life in Tracy.	Sense of community	Good		39%
		Fair		36%
		Poor		18%
Please rate each of the following characteristics as they relate to Tracy as a whole.	Overall economic health	Excellent		3%
		Good		32%
		Fair		48%
		Poor		17%
Overall quality of the transportation system	Excellent		5%	
	Good		28%	
	Fair		38%	
	Poor		30%	
Overall design or layout of residential and commercial areas	Excellent		4%	
	Good		42%	
	Fair		28%	
	Poor		27%	
Overall quality of the utility infrastructure	Excellent		7%	
	Good		48%	
	Fair		31%	
	Poor		14%	
Overall feeling of safety	Excellent		9%	
	Good		44%	
	Fair		34%	
	Poor		13%	
Overall quality of natural environment	Excellent		5%	
	Good		36%	
	Fair		40%	
	Poor		19%	
Overall quality of parks and recreation opportunities	Excellent		11%	
	Good		29%	
	Fair		39%	
	Poor		21%	
Overall health and wellness opportunities	Excellent		3%	

Please rate each of the following characteristics as they relate to Tracy as a whole.	Overall health and wellness opportunities	Good		35%
		Fair		38%
		Poor		24%
	Overall opportunities for education, culture, and the arts	Excellent		3%
		Good		26%
		Fair		44%
		Poor		26%
	Residents' connection and engagement with their community	Excellent		3%
		Good		27%
Fair			45%	
Poor			25%	
Please indicate how likely or unlikely you are to do each of the following.	Recommend living in Tracy to someone who asks	Very likely		17%
		Somewhat likely		51%
		Somewhat unlikely		18%
		Very unlikely		14%
	Remain in Tracy for the next five years	Very likely		38%
		Somewhat likely		30%
		Somewhat unlikely		22%
		Very unlikely		10%
Please rate how safe or unsafe you feel:	In your neighborhood during the day	Very safe		49%
		Somewhat safe		38%
		Neither safe nor unsafe		7%
		Somewhat unsafe		5%
		Very unsafe		1%
	In Tracy's downtown/commercial area during the day	Very safe		34%
		Somewhat safe		49%
		Neither safe nor unsafe		13%
		Somewhat unsafe		3%
		Very unsafe		1%
	From property crime	Very safe		11%
Somewhat safe			40%	
Neither safe nor unsafe			25%	

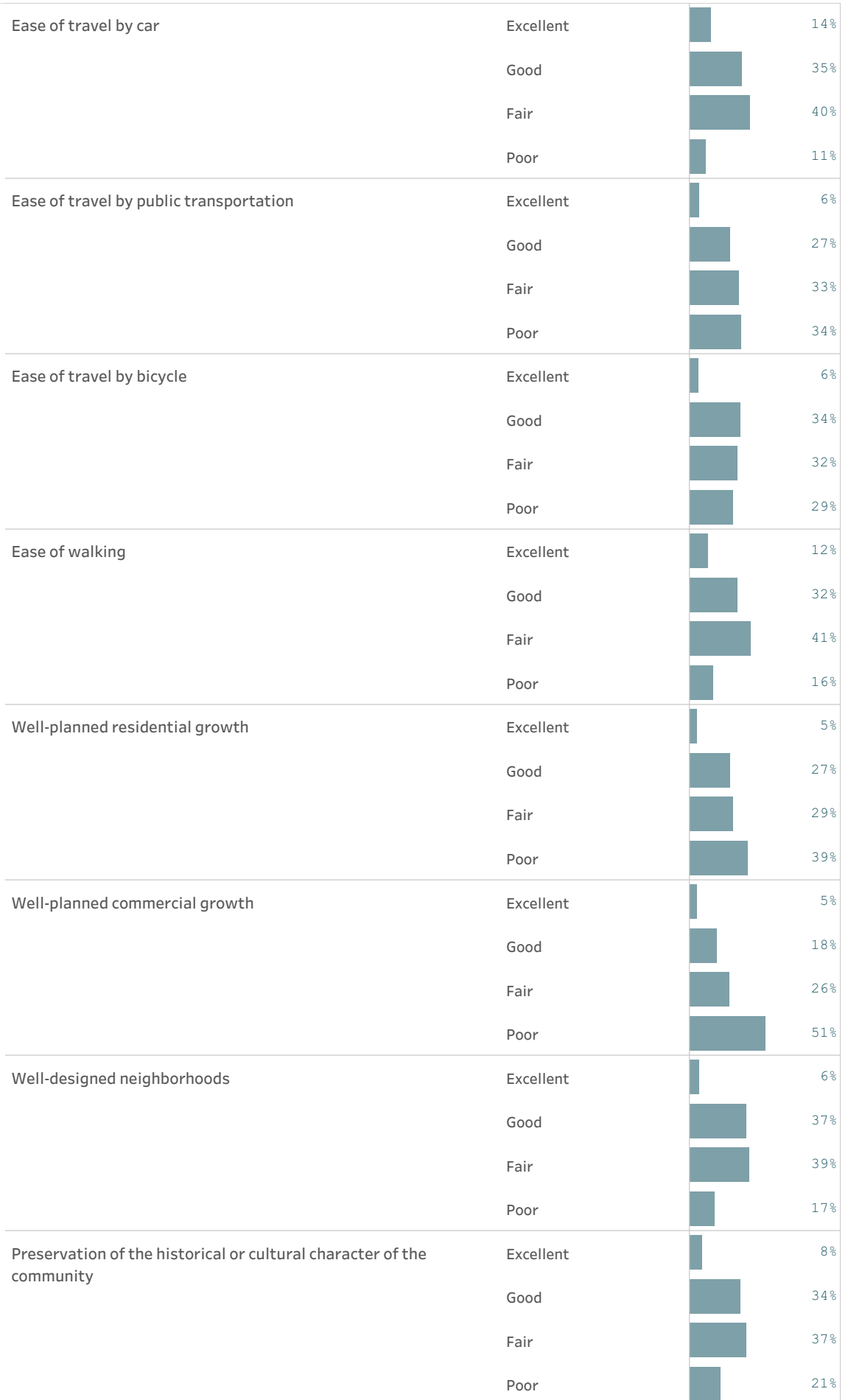
Please rate how safe or unsafe you feel:	From property crime	Somewhat unsafe		19%
		Very unsafe		5%
	From violent crime	Very safe		24%
		Somewhat safe		43%
		Neither safe nor unsafe		20%
		Somewhat unsafe		12%
		Very unsafe		1%
From fire, flood, or other natural disaster	Very safe		47%	
	Somewhat safe		39%	
	Neither safe nor unsafe		10%	
	Somewhat unsafe		3%	
	Very unsafe		1%	
Please rate the job you feel the Tracy community does at each of the following.	Making all residents feel welcome	Excellent		13%
		Good		36%
		Fair		38%
		Poor		13%
	Attracting people from diverse backgrounds	Excellent		15%
		Good		43%
		Fair		29%
		Poor		12%
	Valuing/respecting residents from diverse backgrounds	Excellent		17%
		Good		47%
		Fair		25%
		Poor		12%
	Taking care of vulnerable residents	Excellent		9%
		Good		29%
		Fair		37%
		Poor		25%
Please rate each of the following in the Tracy community.	Overall quality of business and service establishments	Excellent		6%
		Good		33%
		Fair		36%
		Poor		25%

Please rate each of the following in the Tracy community.

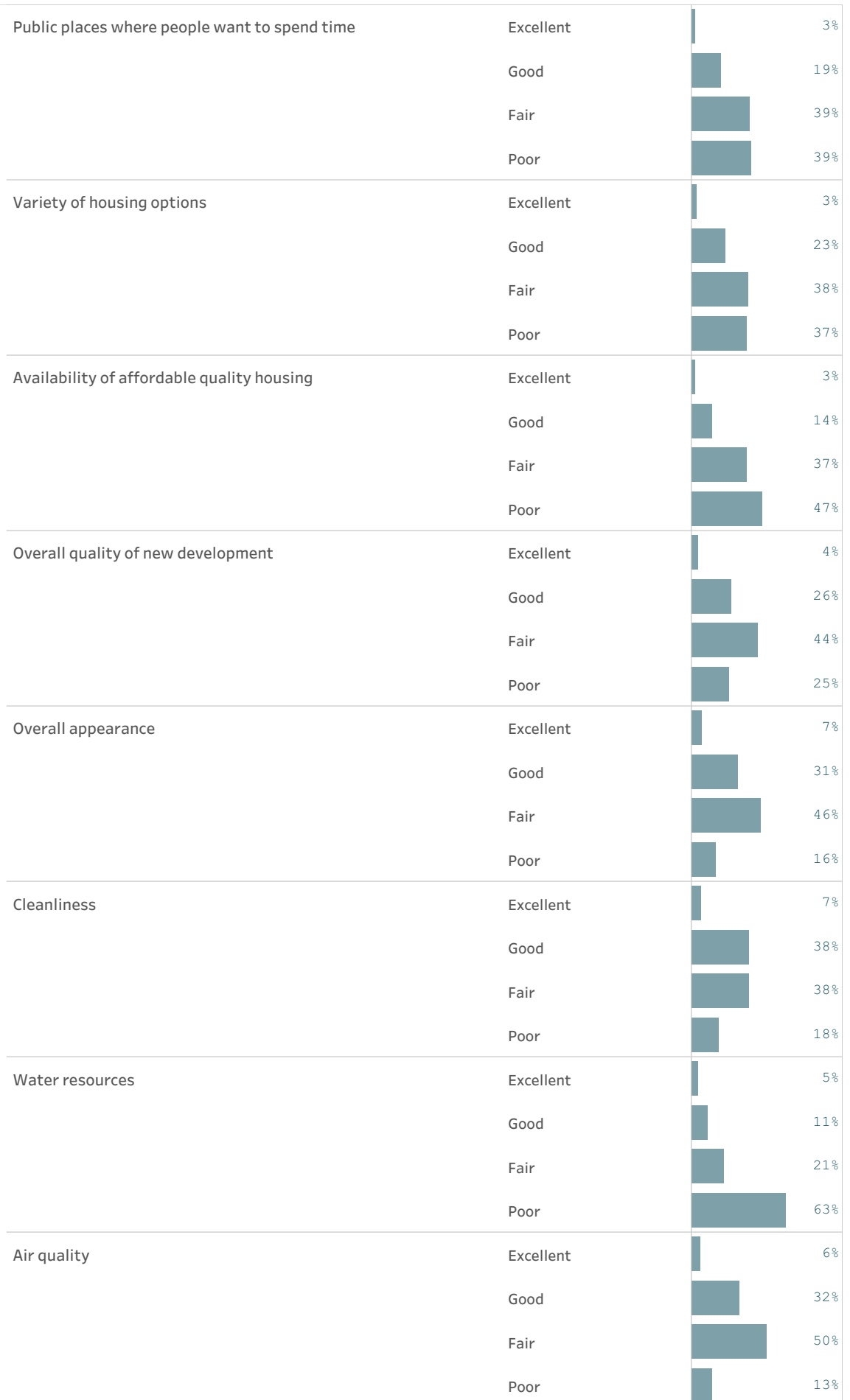


Please also rate each of the following in the Tracy community.

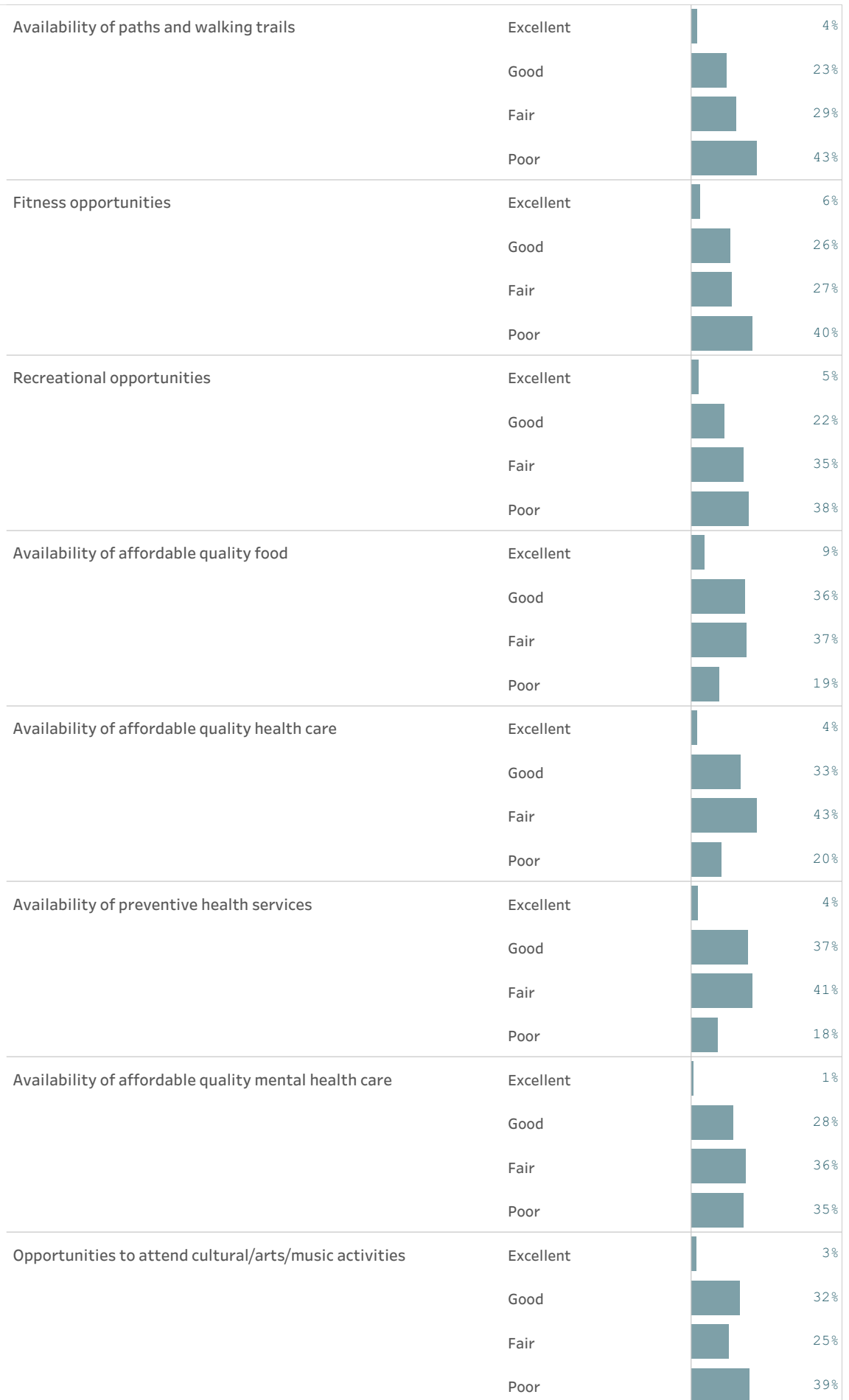
Please also rate each of the following in the Tracy community.



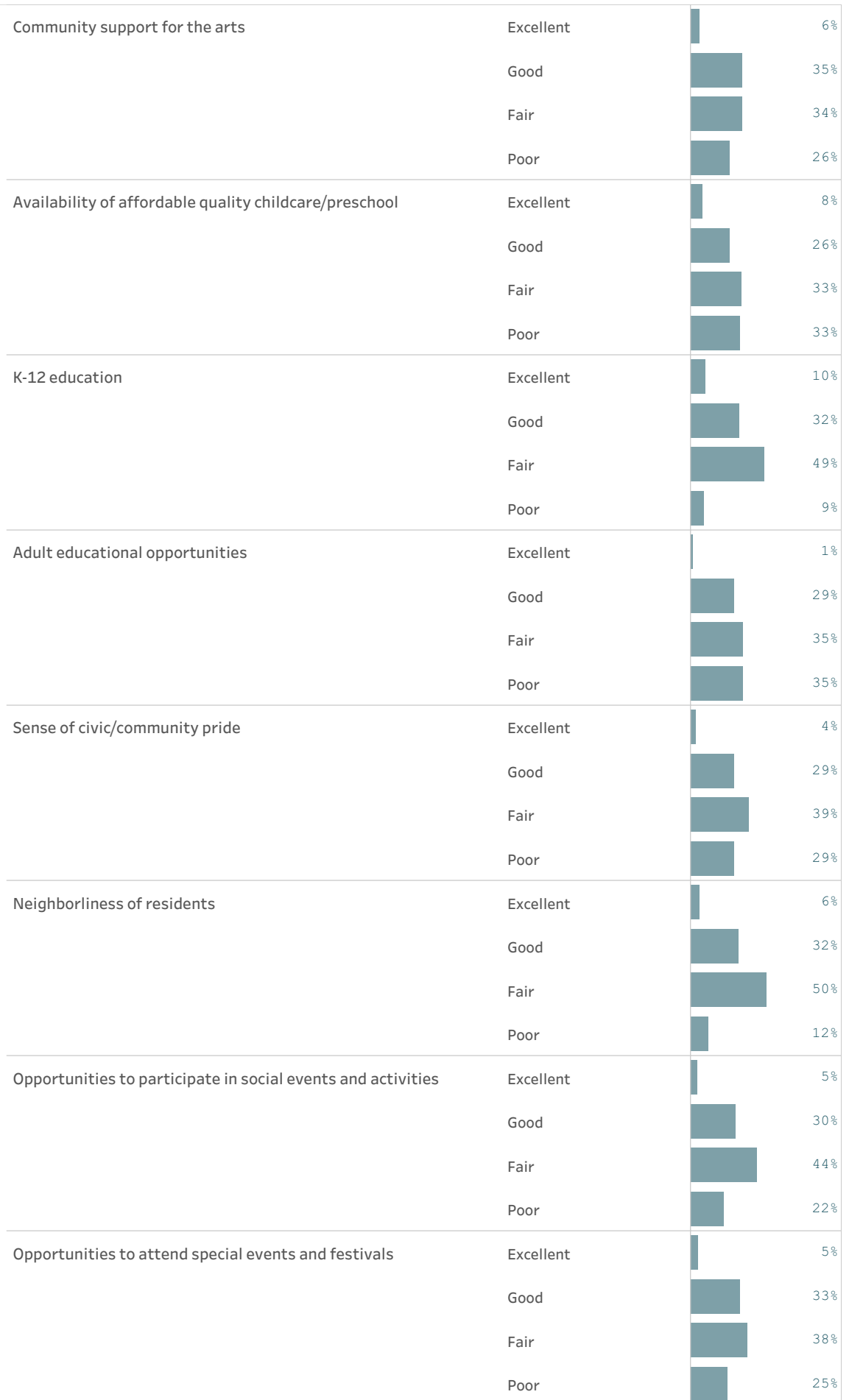
Please also rate each of the following in the Tracy community.



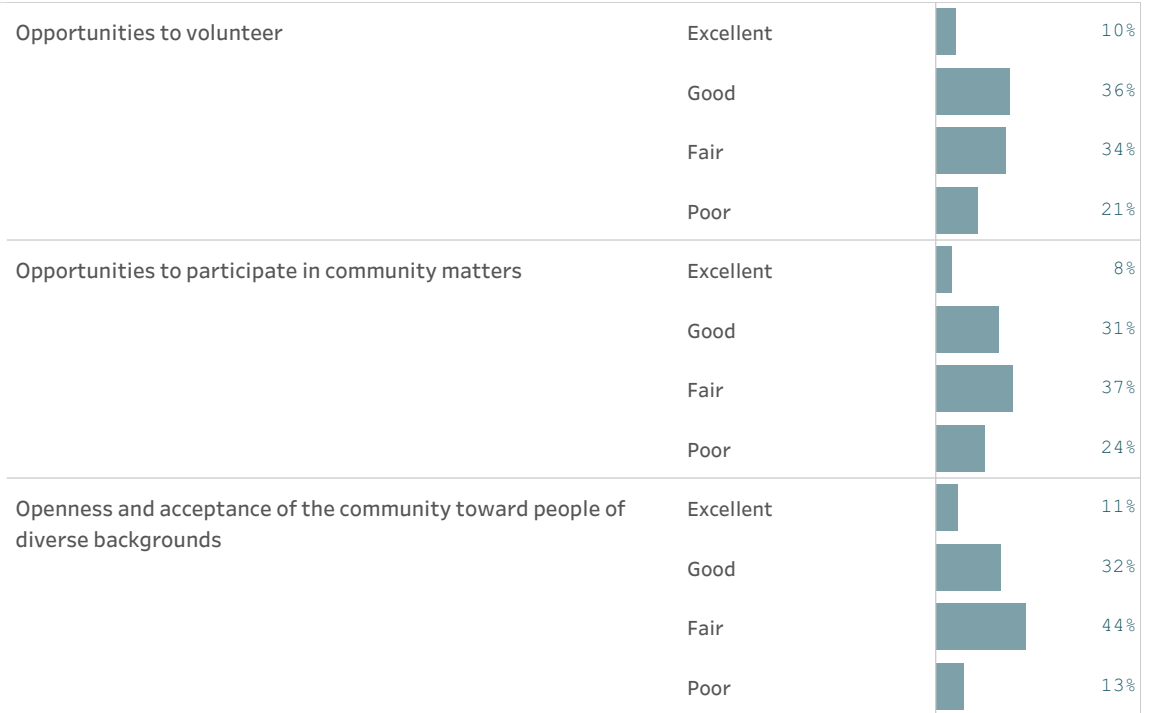
Please also rate each of the following in the Tracy community.



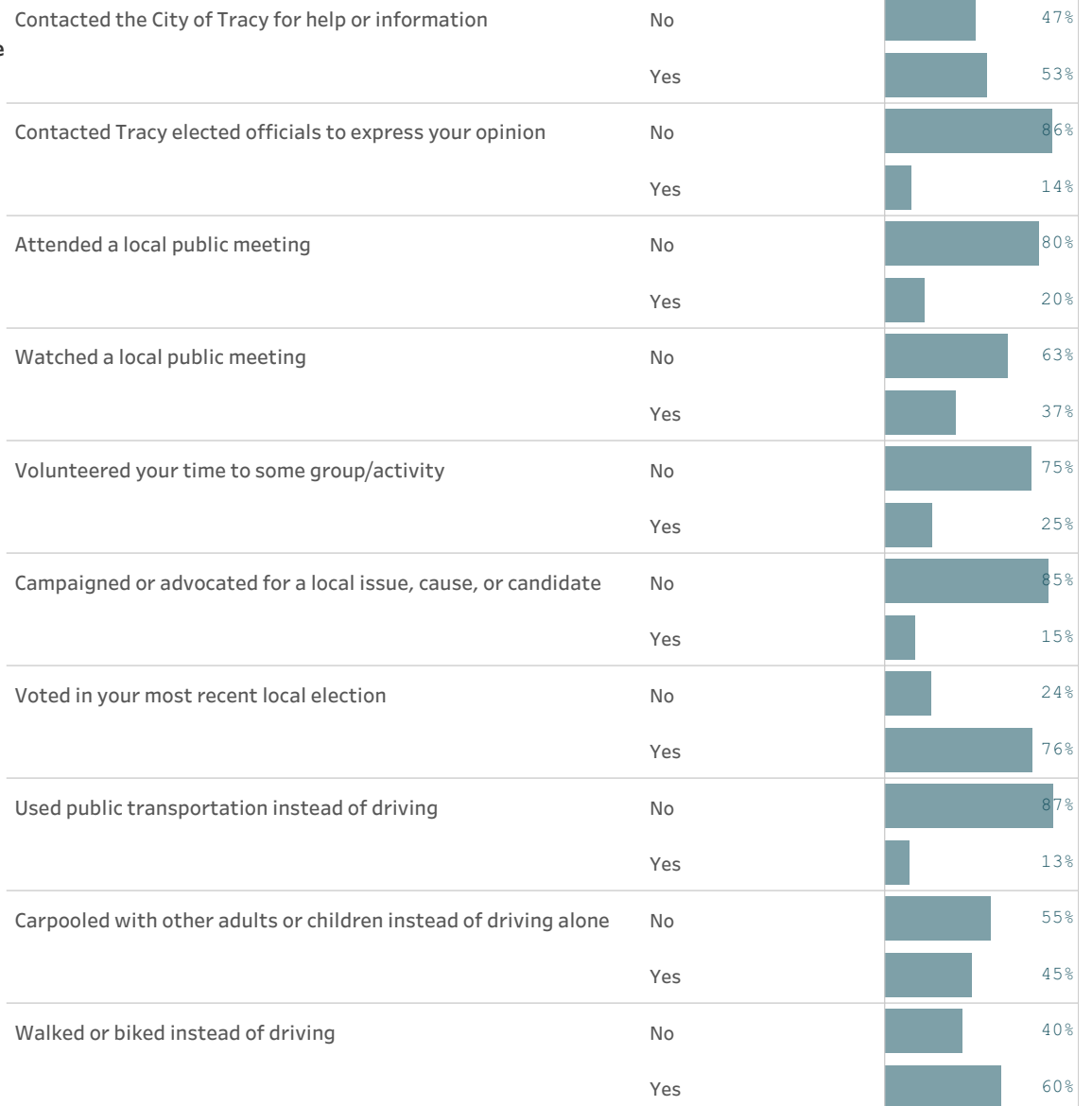
Please also rate each of the following in the Tracy community.



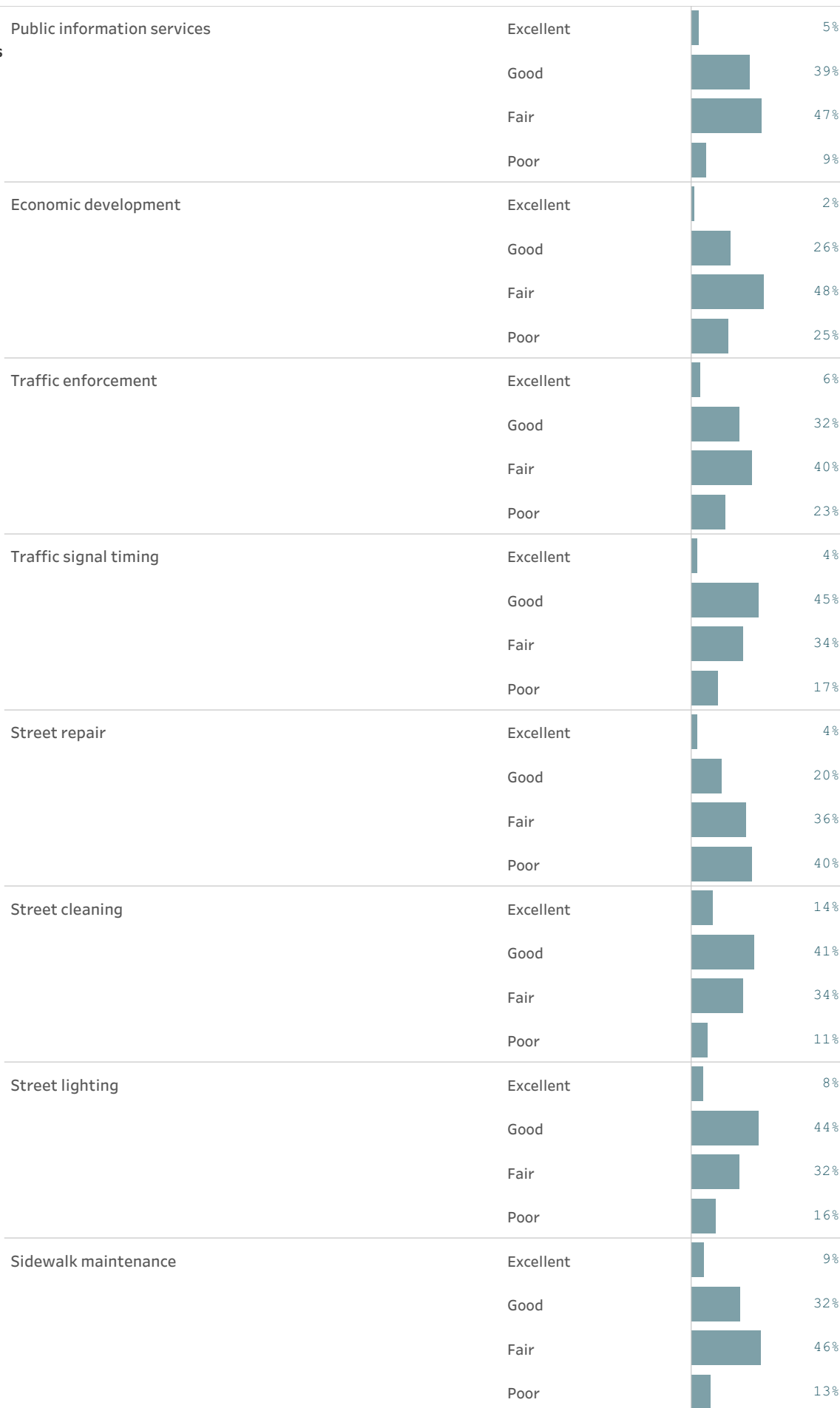
Please also rate each of the following in the Tracy community.



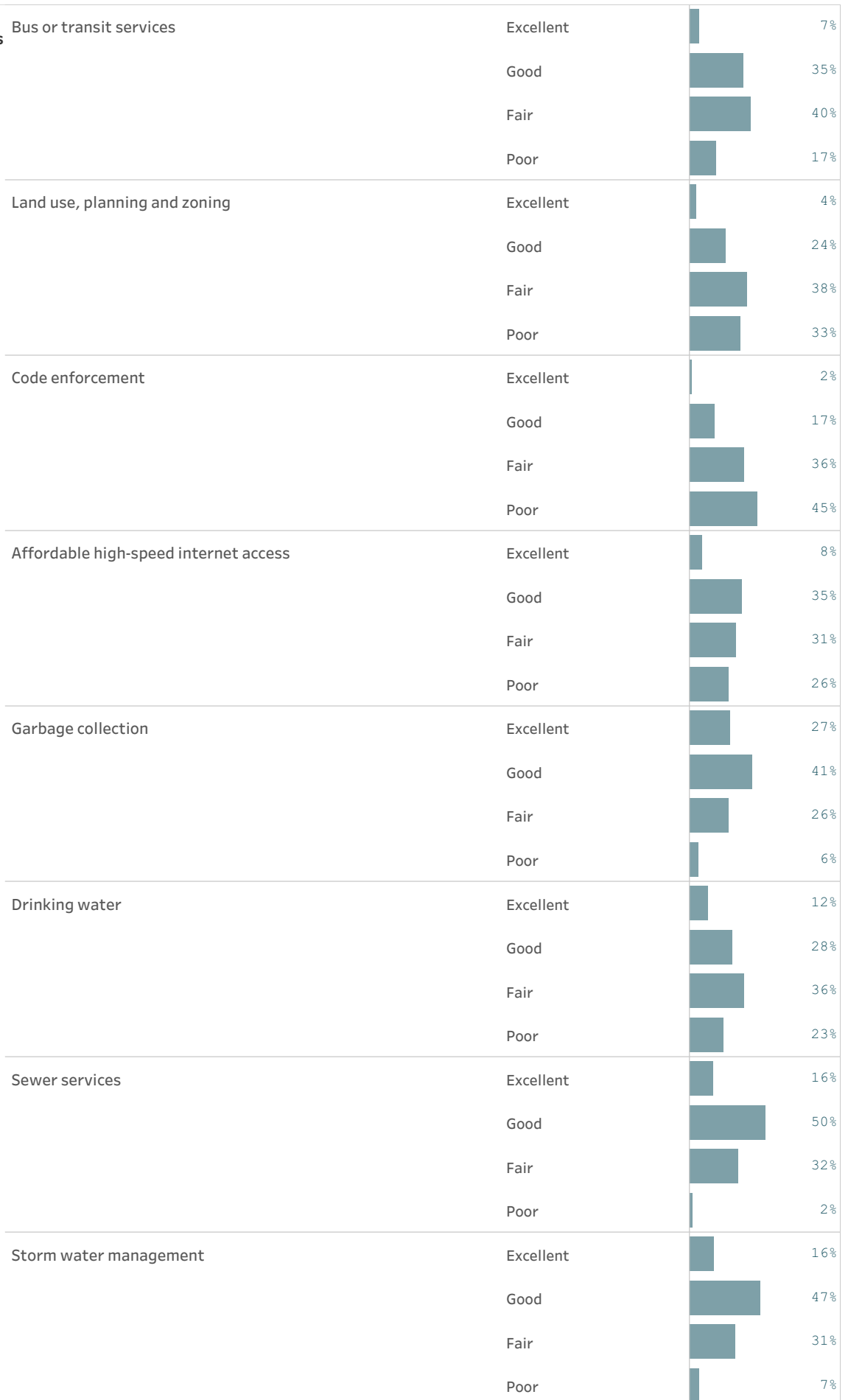
Please indicate whether or not you have done each of the following in the last 12 months.



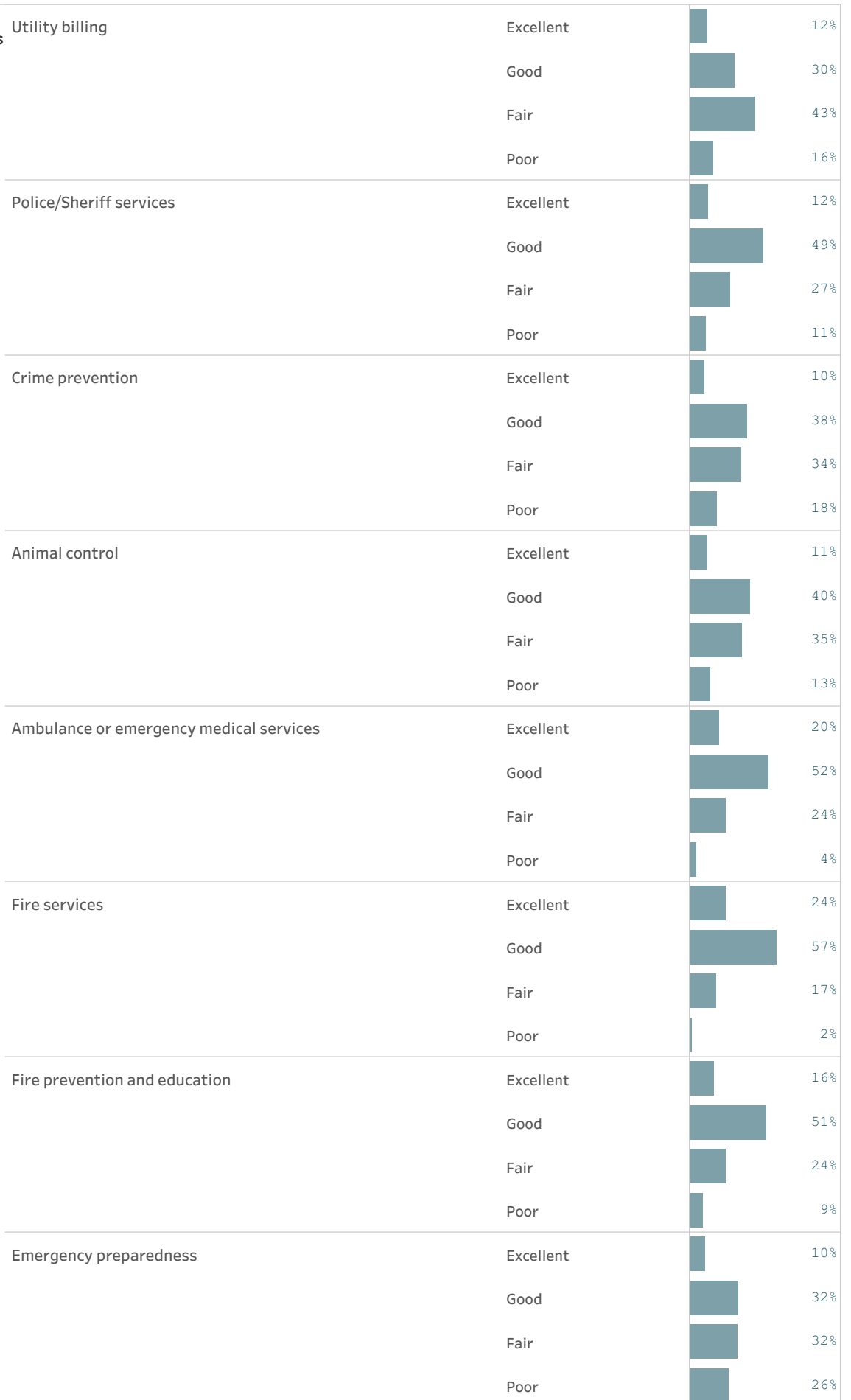
Please rate the quality of each of the following services in Tracy.



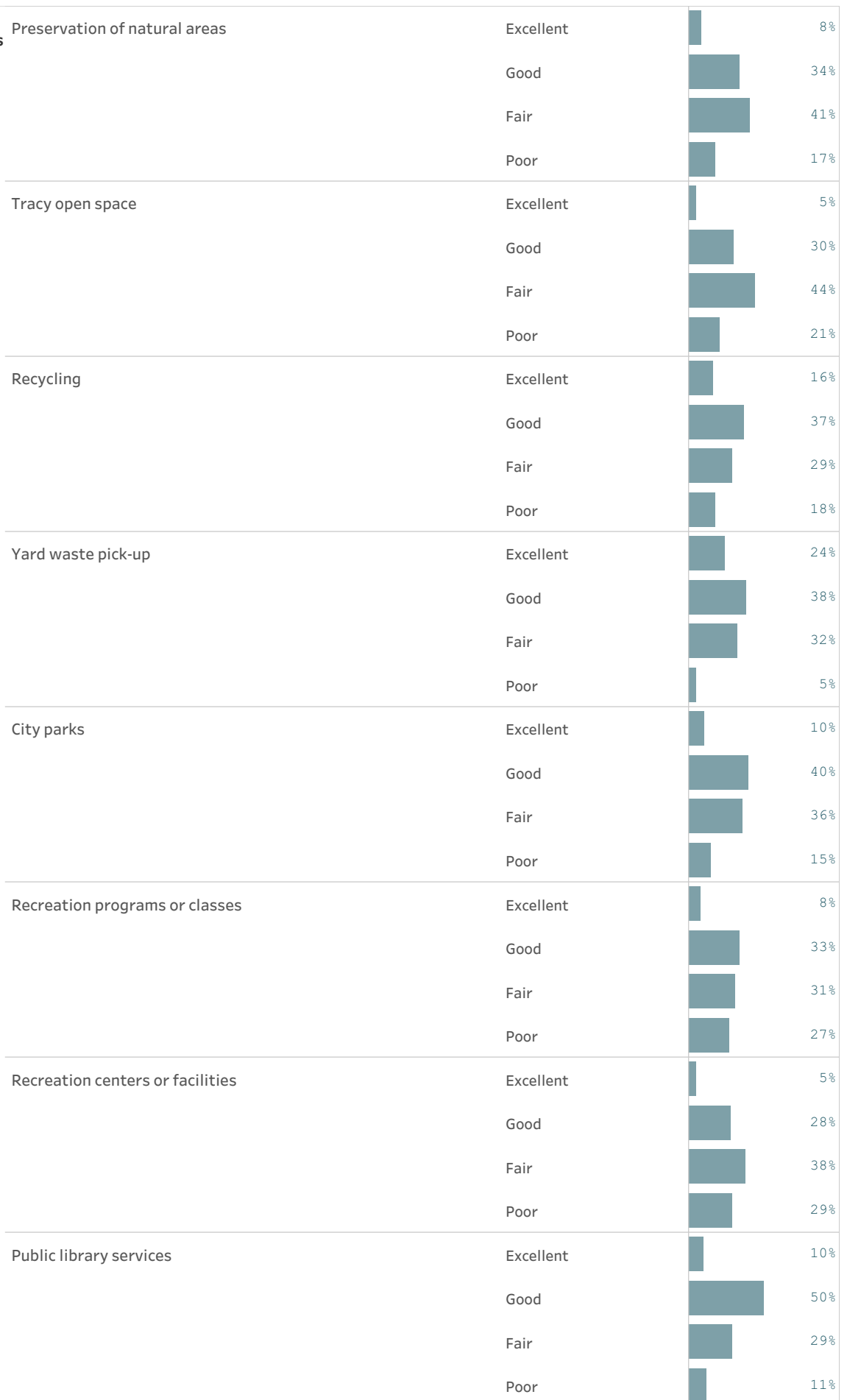
Please rate the quality of each of the following services in Tracy.



































Please rate the quality of each of the following services in Tracy.



Please rate the quality of each of the following services in Tracy.



































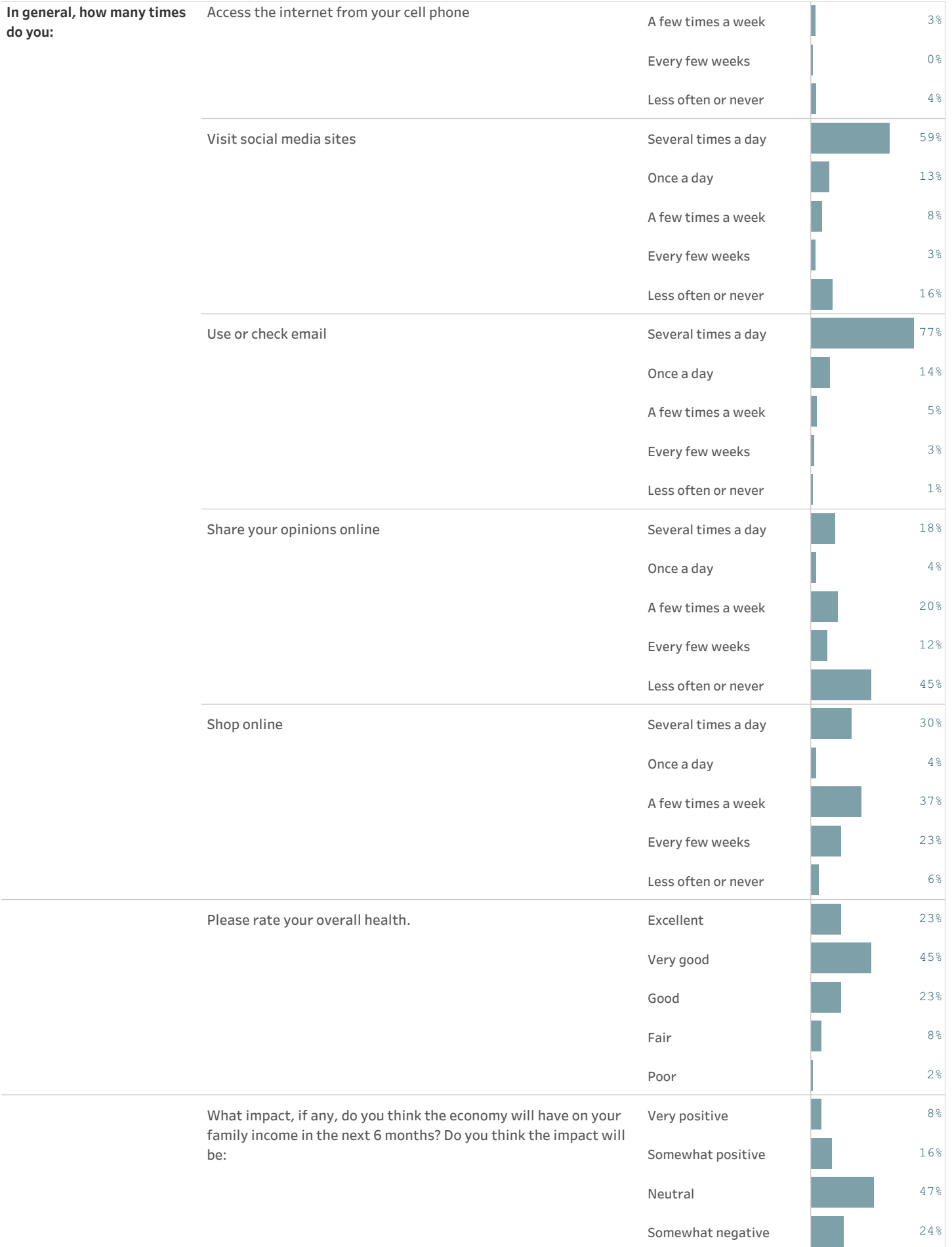
Please rate the quality of each of the following services in Tracy.	Overall customer service by Tracy employees	Excellent		9%
		Good		55%
		Fair		30%
		Poor		7%
Please rate the following categories of Tracy government performance.	The value of services for the taxes paid to Tracy	Excellent		4%
		Good		27%
		Fair		34%
		Poor		35%
	The overall direction that Tracy is taking	Excellent		6%
		Good		19%
		Fair		40%
		Poor		35%
	The job Tracy government does at welcoming resident involvement	Excellent		8%
		Good		22%
		Fair		49%
		Poor		21%
	Overall confidence in Tracy government	Excellent		8%
		Good		21%
		Fair		41%
		Poor		31%
	Generally acting in the best interest of the community	Excellent		7%
		Good		24%
		Fair		37%
		Poor		32%
	Being honest	Excellent		11%
		Good		25%
		Fair		36%
		Poor		28%
	Being open and transparent to the public	Excellent		8%
		Good		23%
		Fair		37%
		Poor		32%

Please rate the following categories of Tracy government performance.	Informing residents about issues facing the community	Excellent		7%
		Good		24%
		Fair		36%
		Poor		34%
	Treating all residents fairly	Excellent		8%
		Good		32%
		Fair		37%
		Poor		23%
	Treating residents with respect	Excellent		11%
		Good		41%
		Fair		33%
		Poor		16%
Overall, how would you rate the quality of the services provided by each of the following?	The City of Tracy	Excellent		9%
		Good		36%
		Fair		43%
		Poor		12%
	The Federal Government	Excellent		7%
		Good		20%
		Fair		42%
		Poor		31%
Please rate how important, if at all, you think it is for the Tracy community to focus on each of the following in the coming two years.	Overall economic health	Essential		48%
		Very important		45%
		Somewhat important		7%
	Overall quality of the transportation system	Essential		29%
		Very important		41%
		Somewhat important		27%
		Not at all important		3%
	Overall design or layout of residential and commercial areas	Essential		45%
		Very important		40%
		Somewhat important		14%
		Not at all important		1%
	Overall quality of the utility infrastructure	Essential		48%

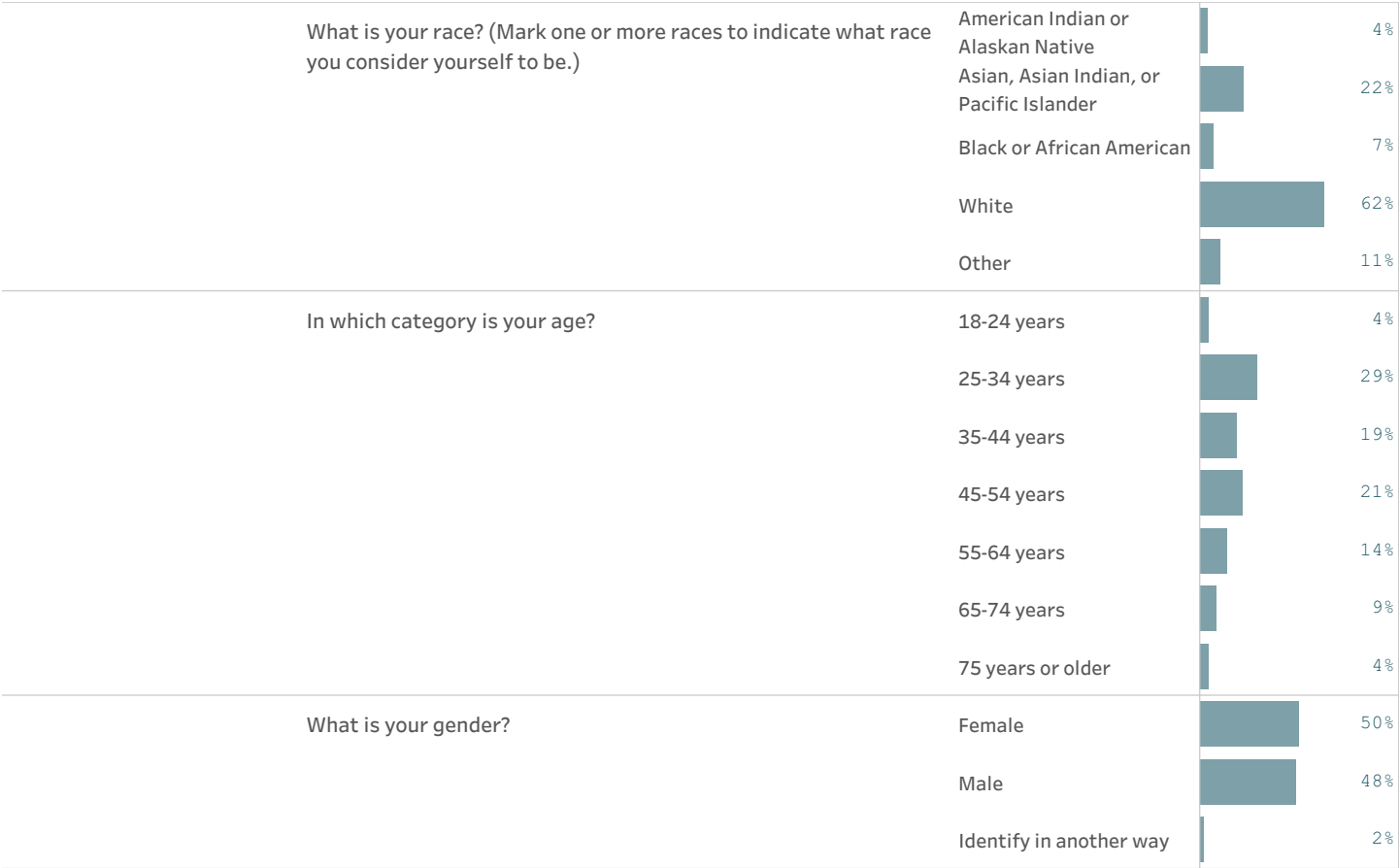
Please rate how important, if at all, you think it is for the Tracy community to focus on each of the following in the coming two years.				
Overall quality of the utility infrastructure	Very important		38%	
	Somewhat important		12%	
	Not at all important		2%	
Overall feeling of safety	Essential		65%	
	Very important		32%	
	Somewhat important		3%	
	Not at all important		0%	
Overall quality of natural environment	Essential		38%	
	Very important		45%	
	Somewhat important		16%	
	Not at all important		1%	
Overall quality of parks and recreation opportunities	Essential		41%	
	Very important		44%	
	Somewhat important		14%	
	Not at all important		1%	
Overall health and wellness opportunities	Essential		45%	
	Very important		34%	
	Somewhat important		20%	
	Not at all important		1%	
Overall opportunities for education, culture, and the arts	Essential		38%	
	Very important		32%	
	Somewhat important		27%	
	Not at all important		3%	
Residents' connection and engagement with their community	Essential		25%	
	Very important		46%	
	Somewhat important		27%	
	Not at all important		3%	
Transit Oriented Development, or TOD, is a style of development that encourages the creation of walkable and bikeable mixed-use communities generally located within a ¼ or ½ mile radius of a transit hub (bus, rail, airport). The goal is to create a vibrant, connected community where people can easily get to and from their homes, jobs, shopping, dining, and entertainment opportunities. Having a mix of uses within walking or biking dista..	Strongly support		42%	
	Somewhat support		40%	
	Somewhat oppose		11%	
	Strongly oppose		6%	
If a TOD were to be built in Tracy, how much of a priority	Transportation options (rail, bus, ride share, etc.)	High priority		41%

If a TOD were to be built in Tracy, how much of a priority, if any, do you think each of the following should be to include in this development?	Category	Priority Level	Percentage	
			Bar	Value
	Transportation options (rail, bus, ride share, etc.)	Moderate priority		48%
		Not a priority		11%
Housing		High priority		39%
		Moderate priority		43%
		Not a priority		18%
Office and co-working spaces		High priority		30%
		Moderate priority		43%
		Not a priority		27%
New shops and restaurants		High priority		58%
		Moderate priority		37%
		Not a priority		5%
Walkable areas and bike paths		High priority		48%
		Moderate priority		38%
		Not a priority		14%
Public spaces for events		High priority		37%
		Moderate priority		44%
		Not a priority		20%
Entertainment venues		High priority		43%
		Moderate priority		41%
		Not a priority		16%
Parks and green space		High priority		49%
		Moderate priority		43%
		Not a priority		8%
Connectivity to existing neighborhoods		High priority		41%
		Moderate priority		41%
		Not a priority		18%
Mixed-use spaces (combines two or more types of real estate, such as retail and residential properties, work and office space)		High priority		25%
		Moderate priority		43%
		Not a priority		32%
What is your preferred location for a future rail/bus hub (e.g. Valley Link) and TOD in Tracy?		I-205/Mall area (north Tracy)		31%
		Downtown Tracy (central Tracy)		16%
		Near the Tracy ACE Train Station (south Tracy)		36%

	What is your preferred location for a future rail/bus hub (e.g. Valley Link) and TOD in Tracy?	I do not think we should have a TOD district in Tra..		17%
Please indicate how much of a priority, if any, you think each of the following should be for the City to fund?	Begin next phase of Legacy Field Sports Complex - Phase II	High priority		20%
		Medium priority		39%
		Not a priority		41%
	Begin the Tracy Nature Park	High priority		36%
		Medium priority		46%
		Not a priority		18%
	Redeveloping the downtown area	High priority		48%
		Medium priority		37%
		Not a priority		15%
	Expanding recycled water infrastructure	High priority		32%
Medium priority			55%	
Not a priority			13%	
Pursuing green initiatives (reducing Tracy's carbon footprint and responding to effects of climate change)	High priority		41%	
	Medium priority		33%	
	Not a priority		26%	
Renovating and updating existing City parks and facilities	High priority		33%	
	Medium priority		57%	
	Not a priority		10%	
Renovating and updating existing City infrastructure including streets, sidewalks, and underground utility pipelines	High priority		57%	
	Medium priority		40%	
	Not a priority		3%	
Constructing new Police and Fire stations	High priority		16%	
	Medium priority		49%	
	Not a priority		35%	
In general, how many times do you:	Access the internet from your home	Several times a day		84%
		Once a day		6%
		A few times a week		5%
		Every few weeks		5%
		Less often or never		0%
	Access the internet from your cell phone	Several times a day		89%
Once a day			3%	



family income in the next 6 months? Do you think the impact will be:	Very negative		5%
How many years have you lived in Tracy?	Less than 2 years		10%
	2-5 years		20%
	6-10 years		22%
	11-20 years		19%
	More than 20 years		29%
	Which best describes the building you live in?	One family house detached from any other ..	
Building with two or more homes (duplex, townhom..			16%
Mobile home			1%
Other			1%
Do you rent or own your home?	Rent		37%
	Own		63%
About how much is your monthly housing cost for the place you live (including rent, mortgage payment, property tax, property insurance and homeowners' association (HOA) fees)?	Less than \$500		3%
	\$500 to \$999		9%
	\$1,000 to \$1,499		14%
	\$1,500 to \$1,999		14%
	\$2,000 to \$2,499		23%
	\$2,500 to \$2,999		21%
	\$3,000 to \$3,499		13%
	\$3,500 or more		4%
Do any children 17 or under live in your household?	No		47%
	Yes		53%
Are you or any other members of your household aged 65 or older?	No		78%
	Yes		22%
How much do you anticipate your household's total income before taxes will be for the current year? (Please include in your total income money from all sources for all persons living in your household.)	Less than \$25,000		5%
	\$25,000 to \$49,999		11%
	\$50,000 to \$74,999		9%
	\$75,000 to \$99,999		23%
	\$100,000 to \$149,999		26%
	\$150,000 or more		25%
Are you Spanish, Hispanic or Latino?	No, not Spanish, Hispanic, or Latino		65%
	Yes, I consider myself to be Spanish, Hispanic, or L..		35%



Full trends

This table contains the trends over time for the City of Tracy. The combined "percent positive" responses for each survey year are presented (e.g., excellent/good or yes). If an item was not included during an administration of the survey, no percentage will be shown in the table. If the difference between the 2016 and 2021 surveys is greater than nine percentage points, the change is statistically significant.

It is important to note that in 2020, The NCS survey was updated to include new and refreshed items. Consequently, some of the trends may be impacted due to wording modifications that could have potentially altered the meaning of the item for the respondent.

		2014	2016	2021
Please rate each of the following aspects of quality of life in Tracy.	Tracy as a place to live	80%	77%	69%
	Your neighborhood as a place to live	77%	79%	71%
	Tracy as a place to raise children	78%	77%	63%
	Tracy as a place to work	38%	29%	38%
	Tracy as a place to visit	33%	22%	22%
	Tracy as a place to retire	62%	47%	33%
	The overall quality of life	68%	63%	50%
	Sense of community	49%	53%	46%
Please rate each of the following characteristics as they relate to Tracy as a whole.	Overall economic health	39%	43%	35%
	Overall quality of the transportation system			33%
	Overall design or layout of residential and commercial areas	56%	43%	46%
	Overall quality of the utility infrastructure			55%
	Overall feeling of safety	62%	72%	53%
	Overall quality of natural environment	57%	52%	41%
	Overall quality of parks and recreation opportunities			39%
	Overall health and wellness opportunities	53%	44%	38%
	Overall opportunities for education, culture, and the arts	36%	39%	29%
	Residents' connection and engagement with their community			30%
Please indicate how likely or unlikely you are to do each of the	Recommend living in Tracy to someone who asks	82%	76%	68%

unlikely you are to do each of the following.	Remain in Tracy for the next five years	86% 77% 68%
Please rate how safe or unsafe you feel:	In your neighborhood during the day	82% 90% 87%
	In Tracy's downtown/commercial area during the day	82% 83% 84%
	From property crime	51%
	From violent crime	67%
	From fire, flood, or other natural disaster	85%
Please rate the job you feel the Tracy community does at each of the following.	Making all residents feel welcome	49%
	Attracting people from diverse backgrounds	58%
	Valuing/respecting residents from diverse backgrounds	64%
	Taking care of vulnerable residents	38%
Please rate each of the following in the Tracy community.	Overall quality of business and service establishments	41% 43% 39%
	Variety of business and service establishments	25%
	Vibrancy of downtown/commercial area	22% 26% 33%
	Employment opportunities	18% 16% 26%
	Shopping opportunities	33% 29% 27%
	Cost of living	36% 40% 20%
	Overall image or reputation	50% 50% 38%
Please also rate each of the following in the Tracy community.	Traffic flow on major streets	61% 51% 38%
	Ease of public parking	47%
	Ease of travel by car	73% 64% 49%
	Ease of travel by public transportation	47% 31% 34%
	Ease of travel by bicycle	51% 41% 39%
	Ease of walking	66% 59% 44%
	Well-planned residential growth	32%
	Well-planned commercial growth	23%
	Well-designed neighborhoods	44%

Please also rate each of the following in the Tracy community.			
Preservation of the historical or cultural character of the community			42%
Public places where people want to spend time	43%	34%	22%
Variety of housing options	43%	42%	25%
Availability of affordable quality housing	37%	34%	16%
Overall quality of new development	42%	41%	30%
Overall appearance	54%	54%	37%
Cleanliness	50%	57%	44%
Water resources			16%
Air quality	45%	50%	37%
Availability of paths and walking trails	53%	41%	27%
Fitness opportunities	51%	45%	32%
Recreational opportunities	31%	33%	27%
Availability of affordable quality food	53%	53%	45%
Availability of affordable quality health care	47%	52%	37%
Availability of preventive health services	51%	51%	42%
Availability of affordable quality mental health care			29%
Opportunities to attend cultural/arts/music activities	36%	39%	36%
Community support for the arts			40%
Availability of affordable quality childcare/preschool			34%
K-12 education			42%
Adult educational opportunities	37%	37%	30%
Sense of civic/community pride			32%
Neighborliness of residents	51%	52%	38%
Opportunities to participate in social events and activities	41%	40%	34%
Opportunities to attend special events and festivals	43%	54%	37%
Opportunities to volunteer	48%	51%	45%

Please also rate each of the following in the Tracy community.	Opportunities to participate in community matters	44%	46%	38%
	Openness and acceptance of the community toward people of diver..	61%	64%	43%
Please indicate whether or not you have done each of the following in the last 12 months.	Contacted the City of Tracy for help or information	52%	51%	53%
	Contacted Tracy elected officials to express your opinion	8%	18%	14%
	Attended a local public meeting	14%	24%	20%
	Watched a local public meeting	23%	26%	37%
	Volunteered your time to some group/activity	33%	41%	24%
	Campaigned or advocated for a local issue, cause, or candidate	12%	26%	16%
	Voted in your most recent local election			76%
	Used public transportation instead of driving	20%	15%	14%
	Carpooled with other adults or children instead of driving alone	45%	48%	45%
	Walked or biked instead of driving	56%	53%	60%
	Please rate the quality of each of the following services in Tracy.	Public information services	52%	51%
Economic development		31%	34%	27%
Traffic enforcement		59%	56%	38%
Traffic signal timing		56%	54%	48%
Street repair		44%	34%	24%
Street cleaning		57%	62%	55%
Street lighting		52%	60%	51%
Sidewalk maintenance		51%	49%	40%
Bus or transit services		56%	46%	41%
Land use, planning and zoning		35%	33%	28%
Code enforcement		29%	31%	19%
Affordable high-speed internet access				42%
Garbage collection		78%	85%	68%
Drinking water		44%	46%	41%

Please rate the quality of each of the following services in Tracy.	Sewer services	64%	74%	65%
	Storm water management	68%	71%	62%
	Utility billing	67%	64%	41%
	Police/Sheriff services	70%	75%	61%
	Crime prevention	48%	60%	48%
	Animal control	43%	55%	51%
	Ambulance or emergency medical services	83%	82%	72%
	Fire services	90%	91%	81%
	Fire prevention and education	66%	72%	66%
	Emergency preparedness	31%	41%	42%
	Preservation of natural areas	36%	40%	42%
	Tracy open space	36%	40%	35%
	Recycling	83%	80%	53%
	Yard waste pick-up	81%	81%	62%
	City parks	65%	61%	49%
	Recreation programs or classes	49%	57%	41%
	Recreation centers or facilities	48%	51%	33%
	Public library services	63%	64%	59%
Overall customer service by Tracy employees	58%	64%	63%	
Please rate the following categories of Tracy government performance.	The value of services for the taxes paid to Tracy	39%	41%	31%
	The overall direction that Tracy is taking	43%	43%	25%
	The job Tracy government does at welcoming resident involvement	49%	37%	30%
	Overall confidence in Tracy government	41%	41%	28%
	Generally acting in the best interest of the community	39%	46%	31%
	Being honest	43%	48%	35%
	Being open and transparent to the public			31%

Please rate the following categories of Tracy government performance.	Informing residents about issues facing the community	30%
	Treating all residents fairly	43% 51% 40%
	Treating residents with respect	51%
Overall, how would you rate the quality of the services provided by each of the following?	The City of Tracy	67% 63% 45%
	The Federal Government	46% 33% 26%
Please rate how important, if at all, you think it is for the Tracy community to focus on each of the following in the coming two years.	Overall economic health	96% 95% 93%
	Overall quality of the transportation system	70%
	Overall design or layout of residential and commercial areas	77% 80% 86%
	Overall quality of the utility infrastructure	86%
	Overall feeling of safety	97% 94% 96%
	Overall quality of natural environment	81% 81% 83%
	Overall quality of parks and recreation opportunities	85%
	Overall health and wellness opportunities	85% 81% 79%
	Overall opportunities for education, culture, and the arts	90% 86% 71%
	Residents' connection and engagement with their community	82% 87% 71%
In general, how many times do you:	Access the internet from your home	95%
	Access the internet from your cell phone	96%
	Visit social media sites	80%
	Use or check email	96%
	Share your opinions online	43%
	Shop online	71%
	Please rate your overall health.	58% 65% 68%
	What impact, if any, do you think the economy will have on your fa..	38% 41% 24%

Methods (open participation)

As part of its participation in The National Community Survey™ (The NCST™), the City of Tracy conducted a survey of 272 residents. Survey invitations were mailed to randomly selected households and data were collected from November 3 to December 22, 2021. The results from this main survey effort represent the most robust estimate of your residents’ opinions.

After the above data collection period was underway, a link to an online open participation survey was publicized by the City of Tracy. The open participation survey was identical to the probability sample survey with two small updates; it included a map at the beginning asking where the respondent lives and also a question about where they heard about the survey. The open participation survey was open to all city residents and became available on December 8, 2021. The survey remained open for three weeks and there were 121 responses.





























The open participation survey data were not collected through a random sample and it is unknown who in the community was aware of the survey; therefore, a level of confidence in the representativeness of the sample cannot be estimated. However, to reduce bias where possible, these data were statistically weighted to match the demographic characteristics of the 2010 Census and 2019 American Community Survey estimates for adults in the City of Tracy. The characteristics used for weighting were age, sex, race, Hispanic origin, housing type, housing tenure, and area. No adjustments were made for design effects. Weights were calculated using an iterative, multiplicative raking model known as the ANES Weighting Algorithm.* The results of the weighting scheme for the open participation survey are presented in the following table.

* Pasek, J. (2010). ANES Weighting Algorithm. Retrieved from <https://web.stanford.edu/group/iriss/cgi-bin/anesrake/resources/RakingDescription.pdf>

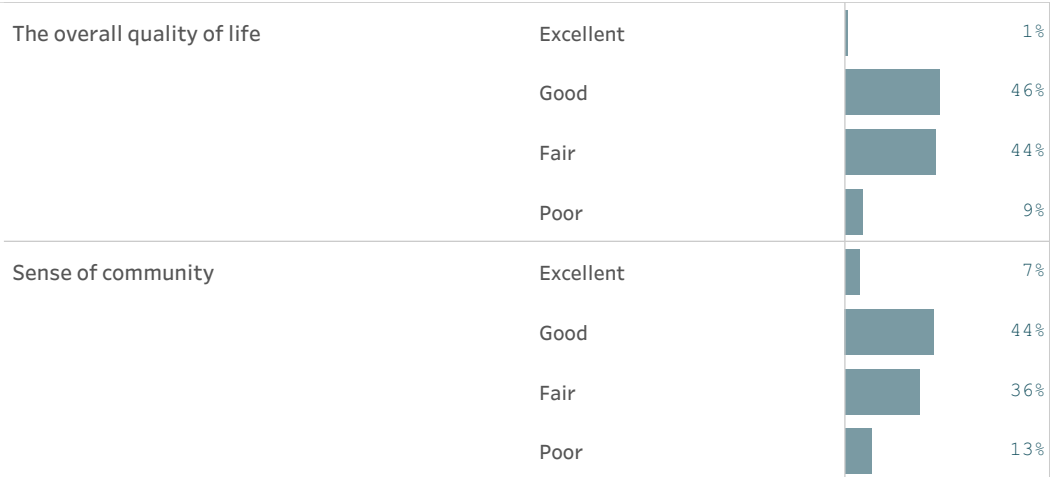
		Unweighted	Weighted	Target*
Age	18-34	10%	26%	33%
	35-54	51%	44%	40%
	55+	39%	30%	27%
Area	1	14%	22%	25%
	2	4%	18%	16%
	3	44%	35%	36%
	4	38%	25%	23%
Hispanic origin	No, not Spanish, Hispanic, or Latino	86%	64%	65%
	Yes, I consider myself to be Spanish, Hispana..	14%	36%	35%
Housing tenure	Own	89%	63%	63%
	Rent	11%	37%	37%
Housing type	Attached	4%	17%	17%
	Detached	96%	83%	83%
Race & Hispanic origin	Not white alone	43%	66%	64%
	White alone, not Hispanic or Latino	57%	34%	36%
Sex	Female	62%	56%	51%
	Male	38%	44%	49%
Sex/age	Female 18-34	8%	18%	16%
	Female 35-54	26%	22%	21%
	Female 55+	28%	15%	14%
	Male 18-34	2%	8%	17%
	Male 35-54	25%	22%	20%
	Male 55+	11%	14%	13%

Open participation survey results

This dashboard contains a complete set of responses to each question on the open participation survey. By default, "don't know" responses are excluded, but may be added to the table using the response filter to the right. When a table for a question that only permitted a single response does not total to exactly 100%, it is due to the common practice of percentages being rounded to the nearest whole number.

	In which area of Tracy do you live? (Refer to map above.)	Area 1 (purple)		22%
		Area 2 (orange)		13%
		Area 3 (green)		34%
		Area 4 (blue)		25%
		I don't live in Tracy		7%
Please rate each of the following aspects of quality of life in Tracy.	Tracy as a place to live	Excellent		14%
		Good		43%
		Fair		35%
		Poor		8%
	Your neighborhood as a place to live	Excellent		27%
		Good		46%
		Fair		23%
		Poor		4%
	Tracy as a place to raise children	Excellent		24%
		Good		32%
		Fair		41%
		Poor		3%
	Tracy as a place to work	Good		14%
		Fair		15%
		Poor		72%
	Tracy as a place to visit	Excellent		5%
Good			20%	
Fair			28%	
Poor			47%	
Tracy as a place to retire	Excellent		8%	
	Good		19%	
	Fair		29%	
	Poor		44%	

Please rate each of the following aspects of quality of life in Tracy.






























Please rate each of the following characteristics as they relate to Tracy as a whole.

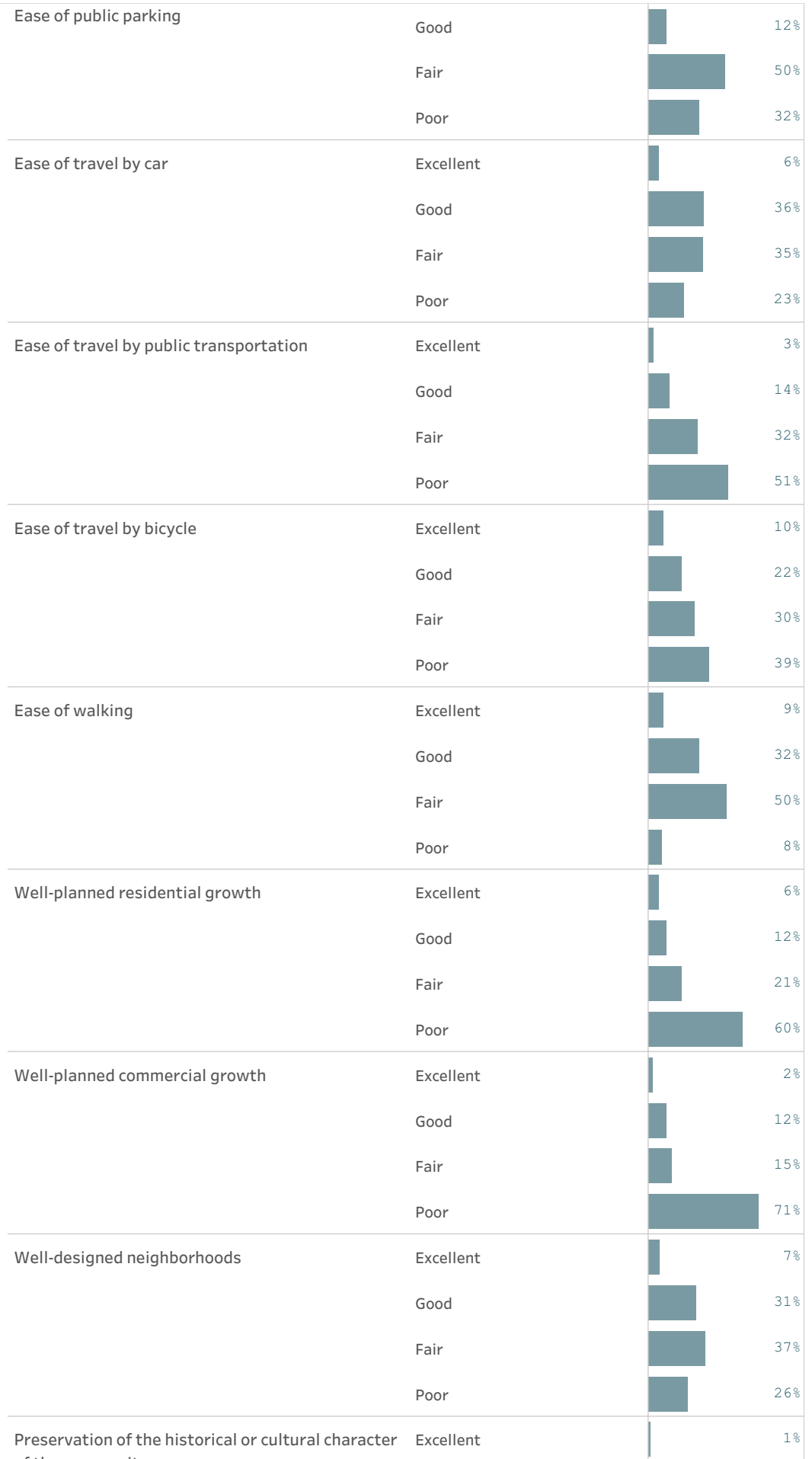


Please rate each of the following characteristics as they relate to Tracy as a whole.	Overall quality of parks and recreation opportunities	Excellent		1%
		Good		29%
		Fair		44%
		Poor		26%
	Overall health and wellness opportunities	Excellent		1%
		Good		29%
		Fair		53%
		Poor		18%
	Overall opportunities for education, culture, and the arts	Excellent		0%
		Good		19%
		Fair		41%
		Poor		39%
	Residents' connection and engagement with their community	Excellent		5%
Good			22%	
Fair			48%	
Poor			26%	
Please indicate how likely or unlikely you are to do each of the following.	Recommend living in Tracy to someone who asks you to do each of the following.	Very likely		10%
		Somewhat likely		44%
		Somewhat unlikely		27%
		Very unlikely		19%
	Remain in Tracy for the next five years	Very likely		40%
		Somewhat likely		25%
		Somewhat unlikely		17%
		Very unlikely		18%
Please rate how safe or unsafe you feel:	In your neighborhood during the day	Very safe		47%
		Somewhat safe		41%
		Neither safe nor unsafe		8%
		Somewhat unsafe		4%
	In Tracy's downtown/commercial area during the day	Very safe		41%
		Somewhat safe		36%
		Neither safe nor unsafe		14%
		Somewhat unsafe		5%





























Please rate how safe or unsafe you feel:	In Tracy's downtown/commercial area during the day	Very unsafe		4%
	From property crime	Very safe		9%
		Somewhat safe		47%
		Neither safe nor unsafe		5%
		Somewhat unsafe		28%
		Very unsafe		11%
	From violent crime	Very safe		19%
		Somewhat safe		48%
		Neither safe nor unsafe		13%
		Somewhat unsafe		15%
		Very unsafe		4%
	From fire, flood, or other natural disaster	Very safe		31%
		Somewhat safe		52%
		Neither safe nor unsafe		11%
		Somewhat unsafe		7%
Please rate the job you feel the Tracy community does at each of the following.	Making all residents feel welcome	Excellent		9%
		Good		38%
		Fair		35%
		Poor		19%
	Attracting people from diverse backgrounds	Excellent		16%
		Good		37%
		Fair		26%
		Poor		21%
	Valuing/respecting residents from diverse backgrounds	Excellent		12%
		Good		42%
		Fair		26%
		Poor		20%
	Taking care of vulnerable residents	Excellent		7%
		Good		14%
		Fair		38%
		Poor		40%
Please rate each of the following in the Tracy community:	Overall quality of business and service establishments	Excellent		1%

Please rate each of the following in the Tracy community.	Overall quality of business and service establishments	Good		27%
		Fair		45%
		Poor		27%
Variety of business and service establishments	Excellent		0%	
	Good		13%	
	Fair		33%	
	Poor		53%	
Vibrancy of downtown/commercial area	Excellent		0%	
	Good		9%	
	Fair		44%	
	Poor		47%	
Employment opportunities	Excellent		1%	
	Good		2%	
	Fair		26%	
	Poor		71%	
Shopping opportunities	Excellent		0%	
	Good		15%	
	Fair		21%	
	Poor		63%	
Cost of living	Excellent		13%	
	Good		10%	
	Fair		46%	
	Poor		32%	
Overall image or reputation	Excellent		6%	
	Good		21%	
	Fair		49%	
	Poor		25%	
Please also rate each of the following in the Tracy community.	Traffic flow on major streets	Excellent		1%
		Good		3%
		Fair		55%
		Poor		41%
Ease of public parking	Excellent		6%	



























Please also rate each of the following in the Tracy community.



































Please also rate each of the following in the Tracy community.

Preservation of the historical or cultural character of the community	Good		20%
	Fair		54%
	Poor		24%
Public places where people want to spend time	Excellent		1%
	Good		7%
	Fair		35%
	Poor		58%
Variety of housing options	Excellent		8%
	Good		17%
	Fair		30%
	Poor		44%
Availability of affordable quality housing	Excellent		10%
	Good		17%
	Fair		13%
	Poor		59%
Overall quality of new development	Excellent		5%
	Good		24%
	Fair		29%
	Poor		41%
Overall appearance	Excellent		0%
	Good		23%
	Fair		50%
	Poor		26%
Cleanliness	Excellent		1%
	Good		22%
	Fair		54%
	Poor		23%
Water resources	Excellent		5%
	Good		2%
	Fair		27%
	Poor		66%
Air quality	Excellent		7%

Please also rate each of the following in the Tracy community.

Air quality	Good		25%
	Fair		52%
	Poor		16%
Availability of paths and walking trails	Excellent		0%
	Good		21%
	Fair		28%
	Poor		52%
Fitness opportunities	Excellent		2%
	Good		26%
	Fair		29%
	Poor		43%
Recreational opportunities	Good		18%
	Fair		30%
	Poor		52%
Availability of affordable quality food	Excellent		3%
	Good		43%
	Fair		30%
	Poor		25%
Availability of affordable quality health care	Excellent		1%
	Good		35%
	Fair		47%
	Poor		17%
Availability of preventive health services	Excellent		1%
	Good		29%
	Fair		52%
	Poor		19%
Availability of affordable quality mental health care	Good		9%
	Fair		48%
	Poor		43%
Opportunities to attend cultural/arts/music activities	Excellent		1%
	Good		19%
	Fair		39%

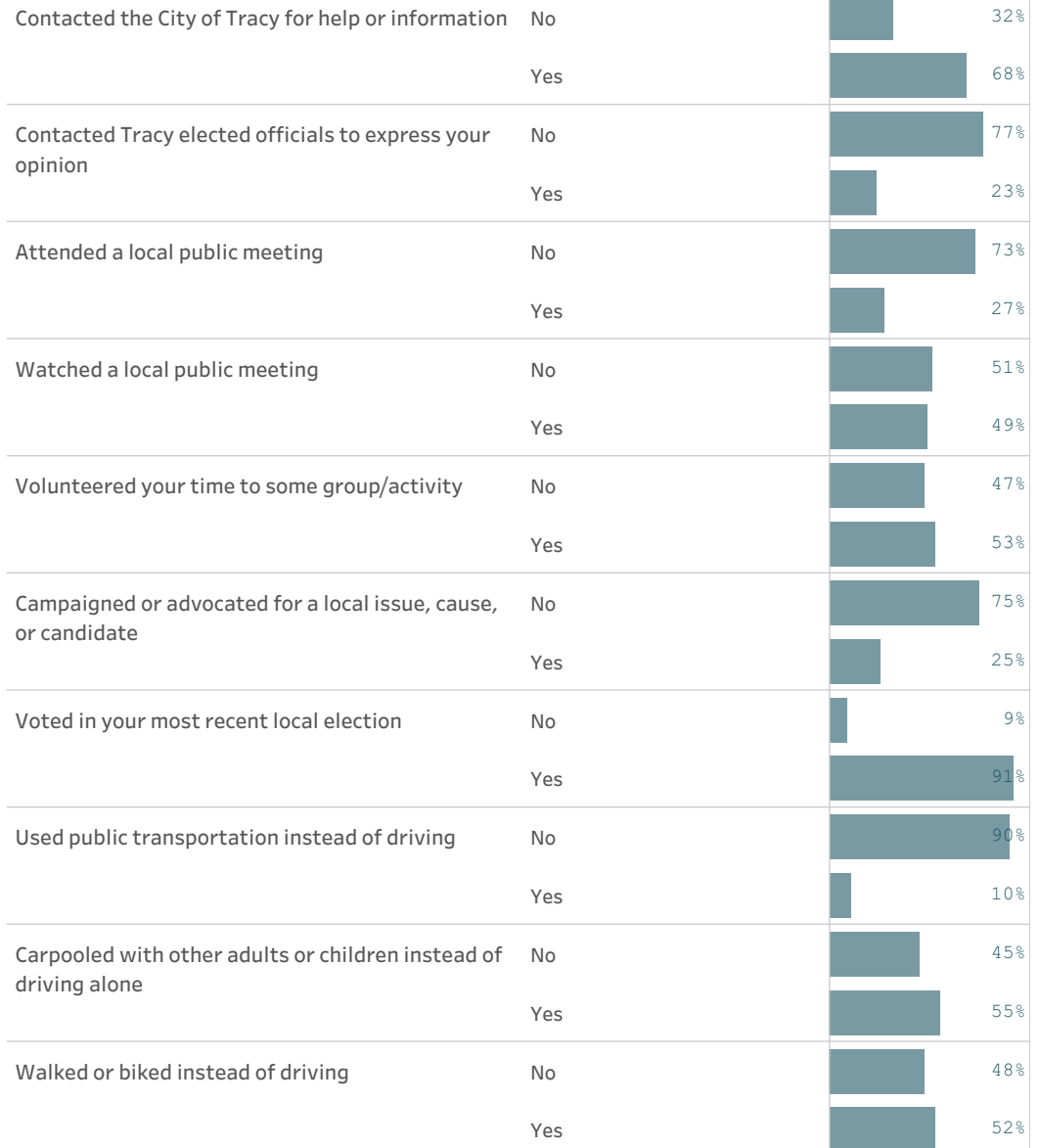
Please also rate each of the following in the Tracy community.

Opportunities to attend cultural/arts/music activities	Poor		42%
Community support for the arts	Excellent		1%
	Good		32%
	Fair		37%
	Poor		30%
Availability of affordable quality childcare/preschool	Excellent		1%
	Good		17%
	Fair		65%
	Poor		16%
K-12 education	Excellent		5%
	Good		48%
	Fair		38%
	Poor		8%
Adult educational opportunities	Good		7%
	Fair		46%
	Poor		47%
Sense of civic/community pride	Excellent		1%
	Good		22%
	Fair		54%
	Poor		23%
Neighborliness of residents	Excellent		3%
	Good		41%
	Fair		44%
	Poor		12%
Opportunities to participate in social events and activities	Excellent		1%
	Good		29%
	Fair		37%
	Poor		33%
Opportunities to attend special events and festivals	Excellent		0%
	Good		34%
	Fair		37%
	Poor		29%

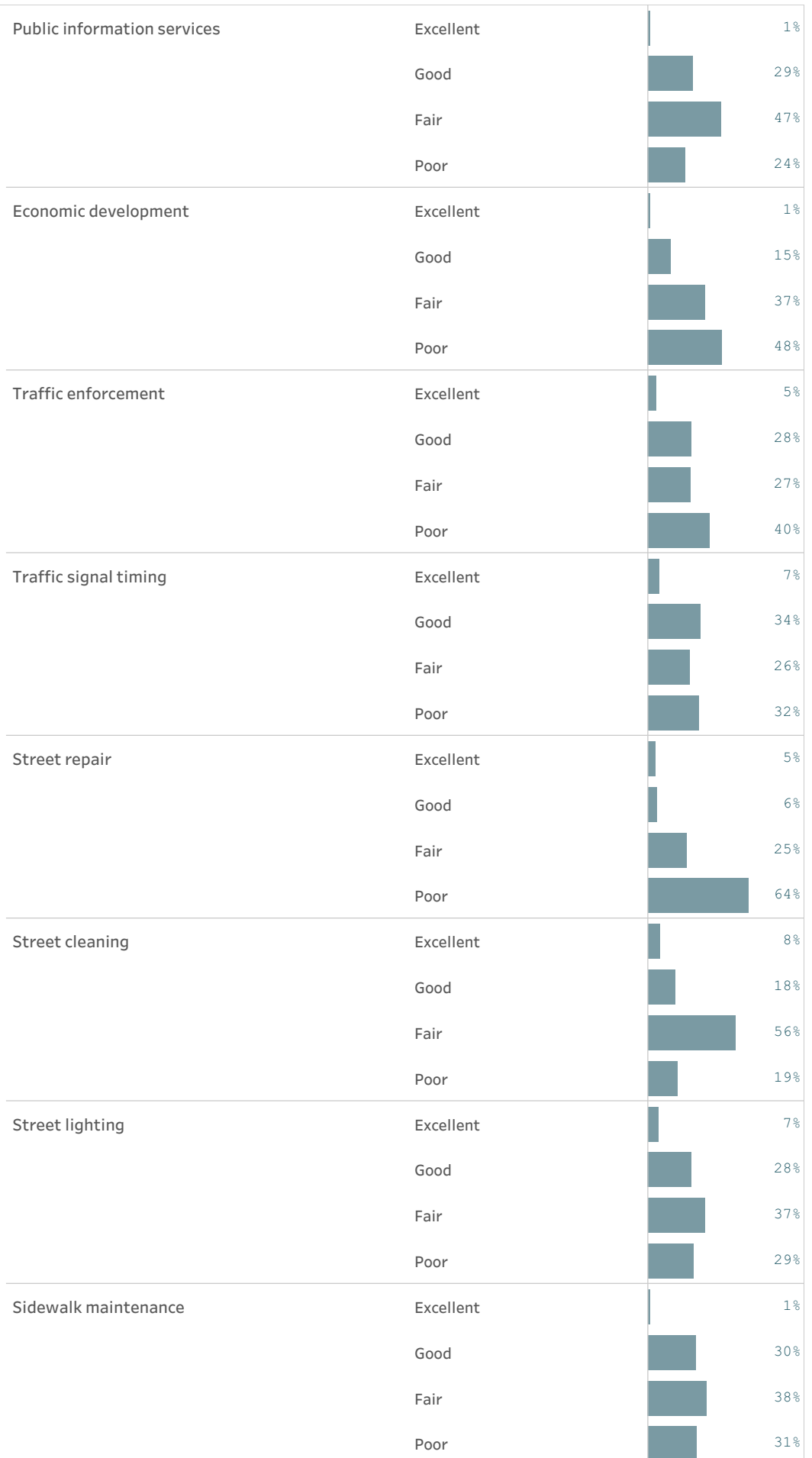
Please also rate each of the following in the Tracy community.



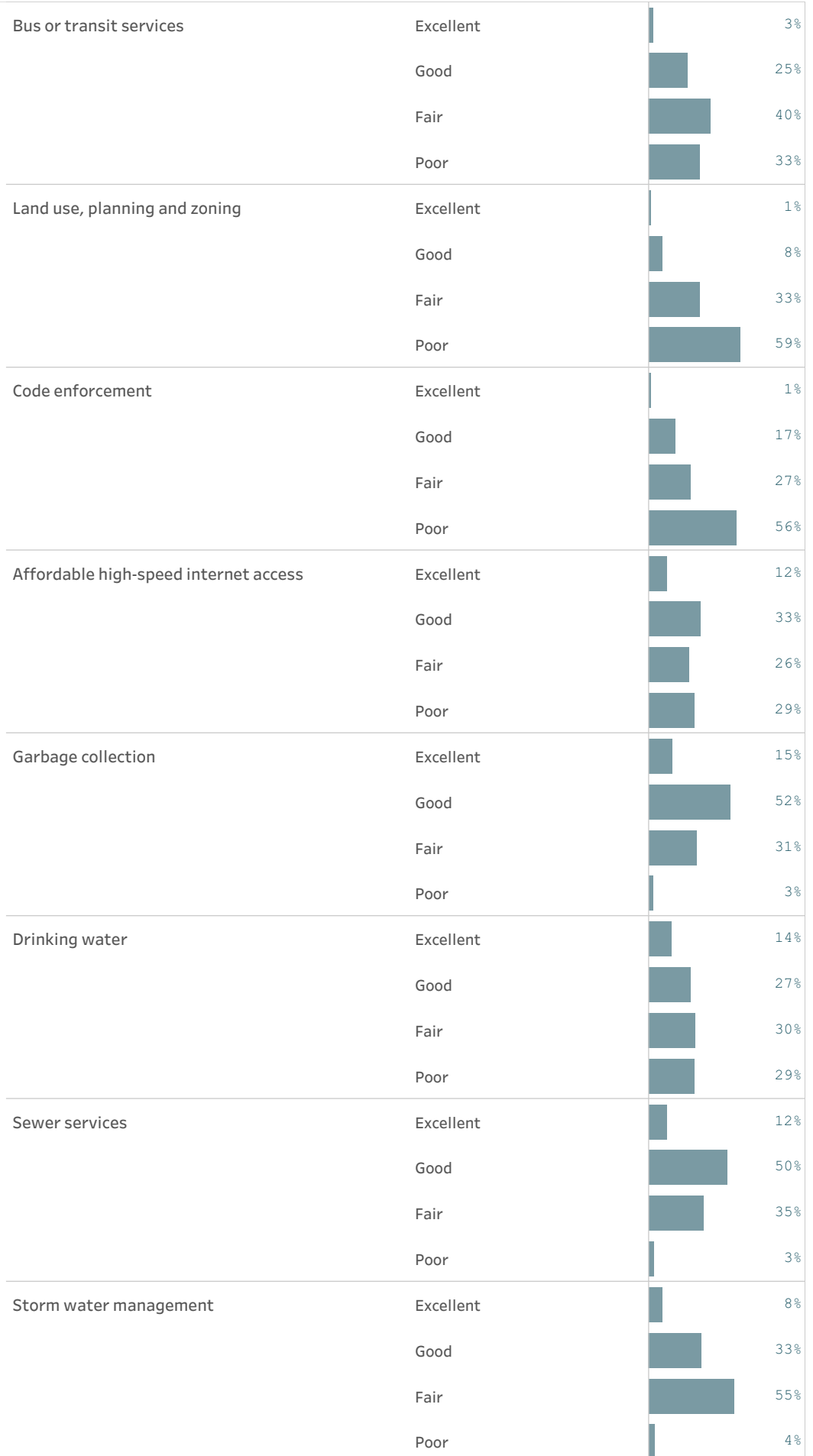
Please indicate whether or not you have done each of the following in the last 12 months.



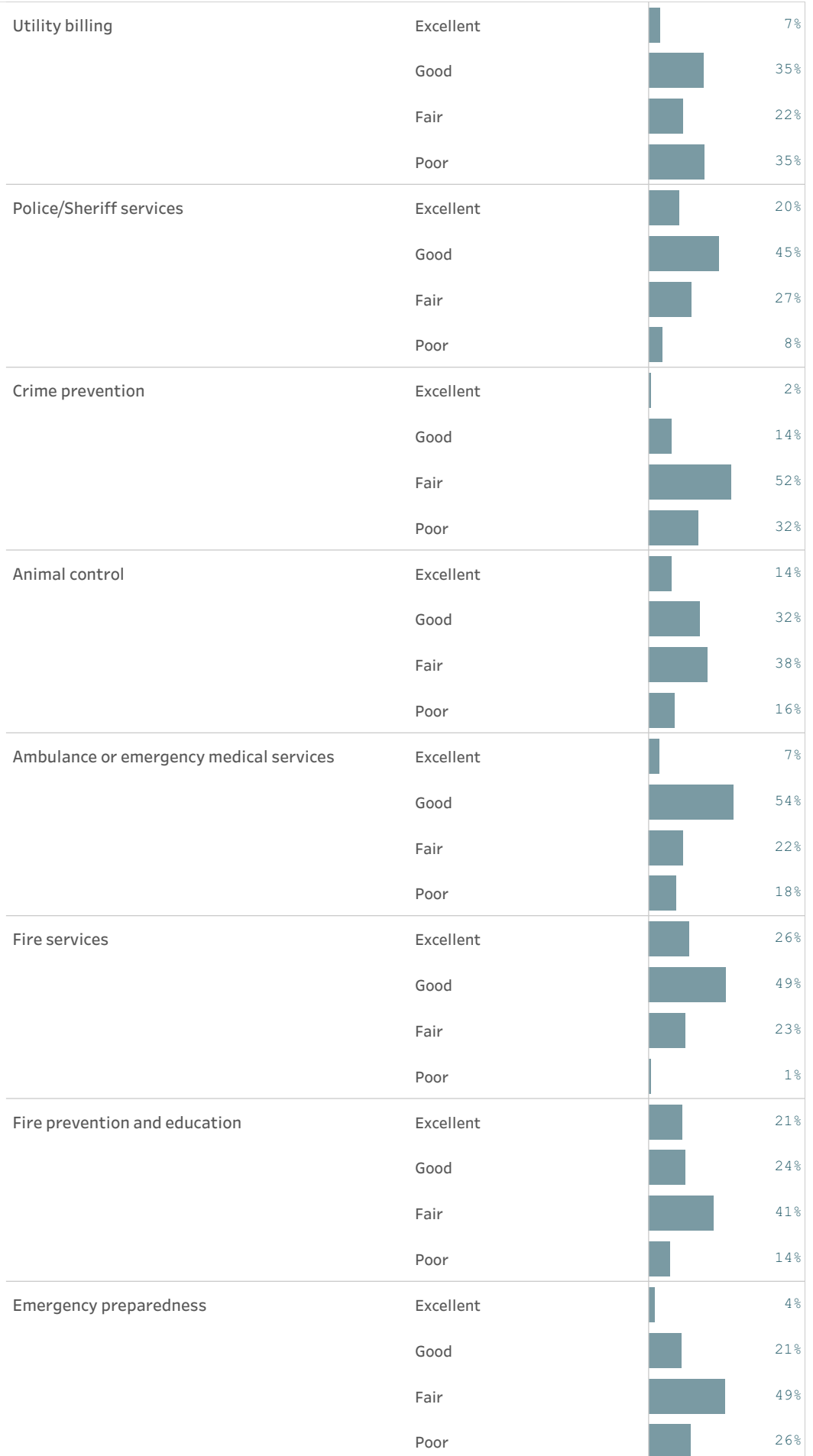
Please rate the quality of each of the following services in Tracy.



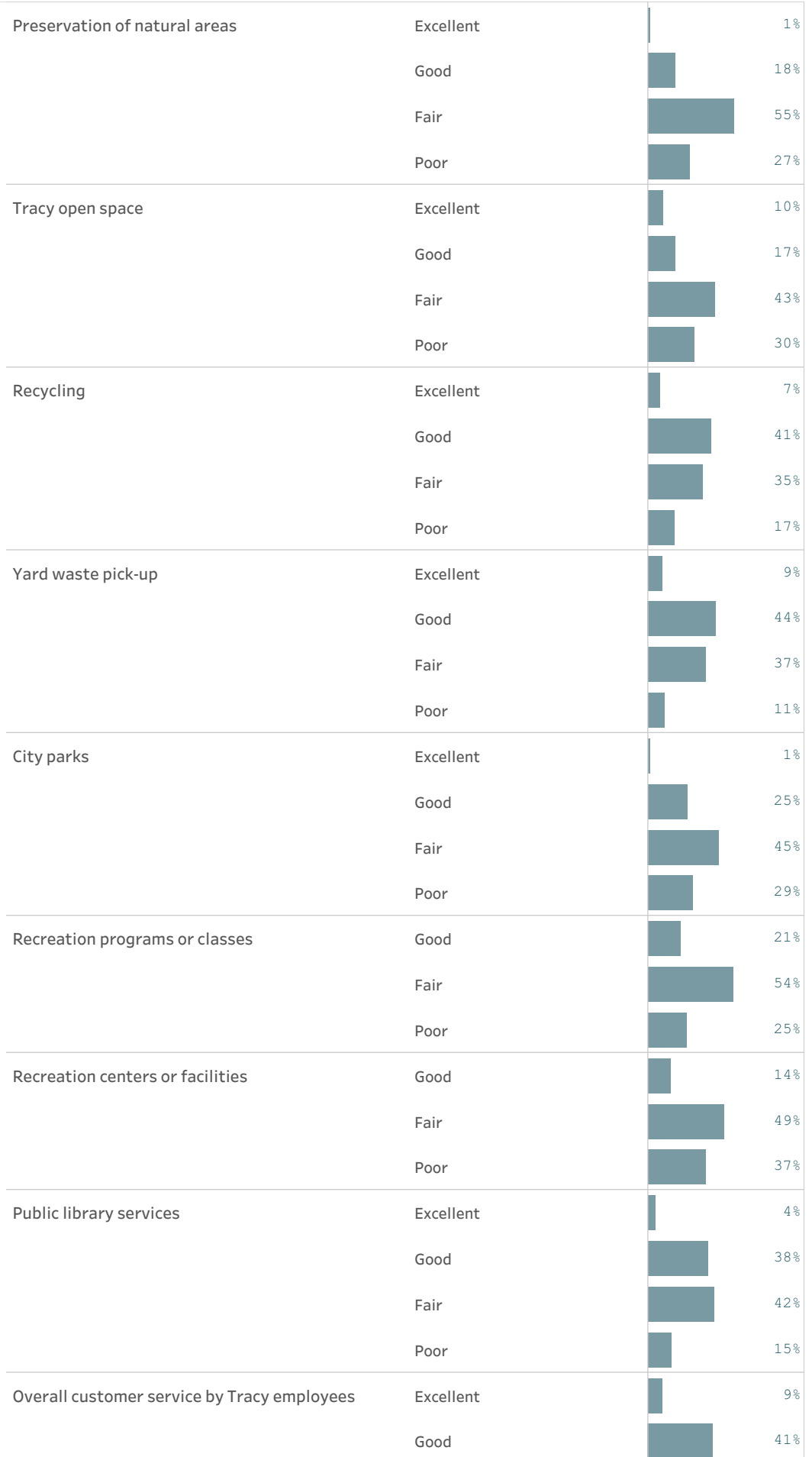
Please rate the quality of each of the following services in Tracy.

























































Please rate the quality of each of the following services in Tracy.



Please rate the quality of each of the following services in Tracy.



Please rate the quality of each of the following services in Tracy.	Overall customer service by Tracy employees	Fair		32%
		Poor		17%
Please rate the following categories of Tracy government performance.	The value of services for the taxes paid to Tracy	Excellent		1%
		Good		10%
		Fair		32%
		Poor		57%
	The overall direction that Tracy is taking	Excellent		5%
		Good		13%
		Fair		18%
		Poor		65%
	The job Tracy government does at welcoming resident involvement	Excellent		6%
		Good		7%
		Fair		35%
		Poor		52%
Overall confidence in Tracy government	Excellent		1%	
	Good		18%	
	Fair		21%	
	Poor		61%	
Generally acting in the best interest of the community	Excellent		1%	
	Good		10%	
	Fair		30%	
	Poor		60%	
Being honest	Excellent		1%	
	Good		14%	
	Fair		25%	
	Poor		61%	
Being open and transparent to the public	Excellent		1%	
	Good		17%	
	Fair		25%	
	Poor		58%	
Informing residents about issues facing the community	Excellent		2%	
	Good		19%	

































Please rate the following categories of Tracy government performance.	Informing residents about issues facing the community	Fair		23%
		Poor		56%
	Treating all residents fairly	Excellent		2%
		Good		28%
Fair			28%	
Poor			42%	
Treating residents with respect	Excellent		5%	
	Good		30%	
	Fair		28%	
	Poor		37%	
Overall, how would you rate the quality of the services provided by each of the following?	The City of Tracy	Excellent		2%
		Good		23%
		Fair		37%
		Poor		39%
	The Federal Government	Excellent		1%
		Good		19%
		Fair		44%
		Poor		37%
Please rate how important, if at all, you think it is for the Tracy community to focus on each of the following in the coming two years.	Overall economic health	Essential		76%
		Very important		24%
		Somewhat important		0%
	Overall quality of the transportation system	Essential		27%
		Very important		46%
		Somewhat important		26%
		Not at all important		1%
	Overall design or layout of residential and commercial areas	Essential		48%
		Very important		33%
		Somewhat important		19%
	Overall quality of the utility infrastructure	Essential		41%
		Very important		42%
		Somewhat important		16%
	Overall feeling of safety	Essential		74%

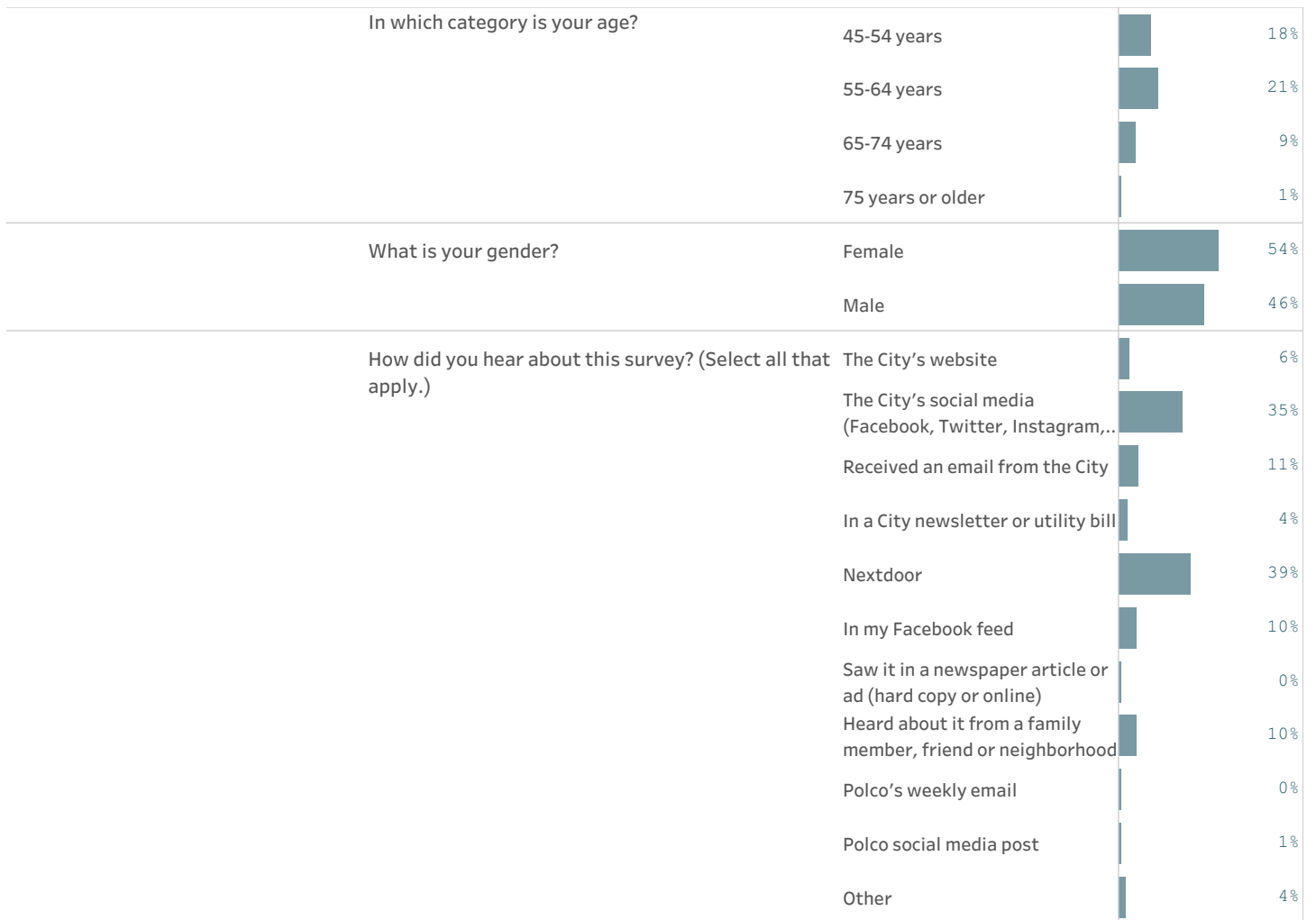
Please rate how important, if at all, you think it is for the Tracy community to focus on each of the following in the coming two years.	Overall feeling of safety	Very important		25%
		Somewhat important		1%
	Overall quality of natural environment	Essential		36%
		Very important		35%
		Somewhat important		28%
		Not at all important		1%
	Overall quality of parks and recreation opportunities	Essential		32%
		Very important		41%
		Somewhat important		26%
		Not at all important		1%
	Overall health and wellness opportunities	Essential		33%
		Very important		51%
		Somewhat important		17%
		Not at all important		0%
	Overall opportunities for education, culture, and the arts	Essential		36%
		Very important		39%
		Somewhat important		25%
		Not at all important		0%
	Residents' connection and engagement with their community	Essential		36%
		Very important		32%
		Somewhat important		32%
		Not at all important		0%
	Transit Oriented Development, or TOD, is a style of development that encourages the creation of walkable and bikeable mixed-use communities generally located within a ¼ or ½ mile radius of a transit hub (bus, rail, airport). The goal is to create a vibrant, connected community where people can easily get to and from their homes, jobs, shopping,...	Strongly support		34%
		Somewhat support		35%
		Somewhat oppose		21%
		Strongly oppose		10%
If a TOD were to be built in Tracy, how much of a priority, if any, do you think each of the following should be to include in this development?	Transportation options (rail, bus, ride share, etc.)	High priority		53%
		Moderate priority		35%
		Not a priority		12%
	Housing	High priority		42%
		Moderate priority		31%
		Not a priority		27%

If a TOD were to be built in Tracy, how much of a priority, if any, do you think each of the following should be to include in this development?				
Office and co-working spaces	High priority		35%	
	Moderate priority		53%	
	Not a priority		12%	
New shops and restaurants	High priority		75%	
	Moderate priority		24%	
	Not a priority		1%	
Walkable areas and bike paths	High priority		61%	
	Moderate priority		37%	
	Not a priority		2%	
Public spaces for events	High priority		49%	
	Moderate priority		32%	
	Not a priority		19%	
Entertainment venues	High priority		51%	
	Moderate priority		36%	
	Not a priority		13%	
Parks and green space	High priority		45%	
	Moderate priority		50%	
	Not a priority		5%	
Connectivity to existing neighborhoods	High priority		57%	
	Moderate priority		34%	
	Not a priority		9%	
Mixed-use spaces (combines two or more types of real estate, such as retail and residential properties, work and office space)	High priority		30%	
	Moderate priority		38%	
	Not a priority		32%	
What is your preferred location for a future rail/bus hub (e.g. Valley Link) and TOD in Tracy?	I-205/Mall area (north Tracy)		26%	
	Downtown Tracy (central Tracy)		35%	
	Near the Tracy ACE Train Station (south Tracy)		25%	
	I do not think we should have a TOD district in Tracy		14%	
Please indicate how much of a priority, if any, you think each of the following should be for the City to fund?	Begin next phase of Legacy Field Sports Complex - Phase II	High priority		42%
		Medium priority		24%
		Not a priority		34%
Begin the Tracy Nature Park	High priority		26%	

Please indicate how much of a priority, if any, you think each of the following should be for the City to fund?				
	Begin the Tracy Nature Park	Medium priority		43%
		Not a priority		30%
	Redeveloping the downtown area	High priority		61%
		Medium priority		27%
		Not a priority		11%
	Expanding recycled water infrastructure	High priority		33%
		Medium priority		44%
		Not a priority		24%
	Pursuing green initiatives (reducing Tracy's carbon footprint and responding to effects of climate change)	High priority		30%
Medium priority			34%	
Not a priority			36%	
Renovating and updating existing City parks and facilities	High priority		48%	
	Medium priority		45%	
	Not a priority		6%	
Renovating and updating existing City infrastructure including streets, sidewalks, and underground utility pipelines	High priority		72%	
	Medium priority		19%	
	Not a priority		9%	
Constructing new Police and Fire stations	High priority		25%	
	Medium priority		33%	
	Not a priority		42%	
In general, how many times do you:	Access the internet from your home	Several times a day		87%
		Once a day		4%
		A few times a week		3%
		Every few weeks		2%
		Less often or never		4%
	Access the internet from your cell phone	Several times a day		95%
		Once a day		4%
		A few times a week		0%
		Less often or never		1%
	Visit social media sites	Several times a day		75%
		Once a day		16%
		A few times a week		5%

In general, how many times do you:	Visit social media sites	Every few weeks	5%
		Less often or never	0%
Use or check email	Several times a day	94%	
	Once a day	4%	
	A few times a week	1%	
	Every few weeks	1%	
	Less often or never	0%	
	Share your opinions online	Several times a day	22%
	Once a day	1%	
A few times a week	20%		
Every few weeks	28%		
Less often or never	29%		
Shop online	Several times a day	21%	
	Once a day	9%	
	A few times a week	34%	
	Every few weeks	26%	
	Less often or never	9%	
Please rate your overall health.	Excellent	27%	
	Very good	46%	
	Good	19%	
	Fair	8%	
	Poor	0%	
What impact, if any, do you think the economy will have on your family income in the next 6 months? Do you think the impact will be:	Very positive	14%	
	Somewhat positive	15%	
	Neutral	47%	
	Somewhat negative	18%	
	Very negative	5%	
How many years have you lived in Tracy?	Less than 2 years	14%	
	2-5 years	9%	
	6-10 years	10%	
	11-20 years	28%	
	More than 20 years	38%	

	Which best describes the building you live in?	One family house detached from any other houses		87%
		Building with two or more homes (duplex, townhome, apa..		13%
	Do you rent or own your home?	Rent		34%
		Own		66%
About how much is your monthly housing cost for the place you live (including rent, mortgage payment, property tax, property insurance, and homeowners' association (HOA) fees)?	About how much is your monthly housing cost for the place you live (including rent, mortgage payment, property tax, property insurance and homeowners' association (HOA) fees)?	Less than \$500		0%
		\$500 to \$999		8%
		\$1,000 to \$1,499		17%
		\$1,500 to \$1,999		10%
		\$2,000 to \$2,499		29%
		\$2,500 to \$2,999		20%
		\$3,000 to \$3,499		3%
		\$3,500 or more		13%
	Do any children 17 or under live in your household?	No		61%
		Yes		39%
	Are you or any other members of your household aged 65 or older?	No		76%
		Yes		24%
	How much do you anticipate your household's total income before taxes will be for the current year? (Please include in your total income money from all sources for all persons living in your household.)	Less than \$25,000		1%
		\$25,000 to \$49,999		13%
		\$50,000 to \$74,999		8%
		\$75,000 to \$99,999		21%
		\$100,000 to \$149,999		19%
		\$150,000 or more		39%
Are you Spanish, Hispanic, or Latino?	Are you Spanish, Hispanic or Latino?	No, not Spanish, Hispanic, or Latino		67%
		Yes, I consider myself to be Spanish, Hispanic, or Latino		33%
	What is your race? (Mark one or more races to indicate what race you consider yourself to be.)	American Indian or Alaskan Native		0%
		Asian, Asian Indian, or Pacific Islander		18%
		Black or African American		11%
		White		66%
		Other		14%
	In which category is your age?	18-24 years		8%
		25-34 years		19%
		35-44 years		25%



Dear Tracy Resident,

It won't take much of your time to make a big difference!

Your household has been randomly selected to participate in Tracy's 2021 Community Survey. You can go online and complete the **confidential survey** at:


<https://polco.us/xxplaceholder>

Please do not share your survey link. This survey is for randomly selected households only. The City will conduct a separate survey that is open to all residents just a few weeks from now. You can also wait a few days for the survey to arrive in the mail.

If you have any questions about the survey, please call 209-831-6000.

Thank you for helping create a better City!

Sincerely,



Nancy Young
Mayor/Alcalde

Estimado Residente de Tracy,

¡No le tomará mucho de su tiempo para marcar una gran diferencia!

Su hogar ha sido elegido al azar para participar en Encuesta de la Comunidad del 2021 de Tracy. Puede completar la **encuesta confidencial** en línea en español en:

<https://polco.us/xxplaceholder>

Por favor no comparta el enlace de su encuesta.

Esta encuesta es solamente para hogares seleccionados al azar. La Ciudad conducirá una encuesta separada que está abierta a todos los residentes dentro de unas semanas. También puede esperar unos días hasta que la encuesta llegue por correo.

Si tiene alguna pregunta sobre la encuesta, por favor llame al 209-831-6000. ¡Gracias por ayudar a crear una ciudad mejor!

Atentamente,

Dear Tracy Resident,

It won't take much of your time to make a big difference!

Your household has been randomly selected to participate in Tracy's 2021 Community Survey. You can go online and complete the **confidential survey** at:

<https://polco.us/xxplaceholder>

Please do not share your survey link. This survey is for randomly selected households only. The City will conduct a separate survey that is open to all residents just a few weeks from now. You can also wait a few days for the survey to arrive in the mail.

If you have any questions about the survey, please call 209-831-6000.

Thank you for helping create a better City!

Sincerely,



Nancy Young
Mayor/Alcalde

Estimado Residente de Tracy,

¡No le tomará mucho de su tiempo para marcar una gran diferencia!

Su hogar ha sido elegido al azar para participar en Encuesta de la Comunidad del 2021 de Tracy. Puede completar la **encuesta confidencial** en línea en español en:

<https://polco.us/xxplaceholder>

Por favor no comparta el enlace de su encuesta.

Esta encuesta es solamente para hogares seleccionados al azar. La Ciudad conducirá una encuesta separada que está abierta a todos los residentes dentro de unas semanas. También puede esperar unos días hasta que la encuesta llegue por correo.

Si tiene alguna pregunta sobre la encuesta, por favor llame al 209-831-6000. ¡Gracias por ayudar a crear una ciudad mejor!

Atentamente,



City of Tracy
333 Civic Center Plaza
Tracy, CA 95376

Presorted
First Class Mail
US Postage
PAID
Boulder, CO
Permit NO. 94



City of Tracy
333 Civic Center Plaza
Tracy, CA 95376

Presorted
First Class Mail
US Postage
PAID
Boulder, CO
Permit NO. 94



City of Tracy
333 Civic Center Plaza
Tracy, CA 95376

Presorted
First Class Mail
US Postage
PAID
Boulder, CO
Permit NO.94

October 2021

Dear City of Tracy Resident:

Please help us shape the future of Tracy! You have been selected at random to participate in the 2021 Tracy Community Survey. **If you've already completed the survey online, thank you. Please do not respond twice.**

Please take a few minutes to fill out the enclosed survey. Your participation in this survey is very important—especially since your household is one of only a small number of households being surveyed. Your feedback will help Tracy make decisions that affect our City.

A few things to remember:

- **Your responses are confidential and no identifying information will be shared.**
- In order to hear from a diverse group of residents, the adult 18 years or older in your household who most recently had a birthday should complete this survey.
- **You may return the survey by mail in the enclosed postage-paid envelope, or you can complete the survey online at:**

<https://polco.us/xxplaceholder>

Please do not share your survey link. This survey is for randomly selected households only. The City will conduct a separate survey that is open to all residents just a few weeks from now.

If you have any questions about the survey, please call 209-831-6000.

Thank you for your time and participation!

Sincerely,

Estimado Residente de la Ciudad de Tracy:

¡Por favor ayúdenos a moldear el futuro de Tracy! Usted ha sido seleccionado al azar para participar en la Encuesta de la Comunidad de Tracy del 2021. **Si ya completó la encuesta en línea, gracias. Por favor no responda dos veces.**

Por favor tome unos minutos para completar la encuesta adjunta; si usted preferiría completar la encuesta en español, por favor siga las instrucciones abajo para acceder a la encuesta en español por medio de la red. Su participación en esta encuesta es muy importante—especialmente porque su hogar es uno de solamente un número pequeño de hogares que se están encuestando. Sus observaciones le ayudarán a Tracy tomar decisiones que afectarán a nuestra Ciudad.

Algunas cosas para recordar:

- **Sus respuestas son confidenciales y no se compartirá ninguna información de identificación.**
- Para poder escuchar a un grupo diverso de residentes, el adulto de 18 años o más en su hogar que haya celebrado su cumpleaños más recientemente debe completar esta encuesta.
- **Puede devolver la encuesta en inglés por correo en el sobre pre-pagado adjunto, o puede completar la encuesta en línea en español en:**

<https://polco.us/xxplaceholder>

Por favor no comparta el enlace de su encuesta.

Esta encuesta es solamente para hogares seleccionados al azar. La Ciudad conducirá una encuesta separada que está abierta a todos los residentes dentro de unas semanas.

Si tiene alguna pregunta sobre la encuesta, por favor llame al 209-831-6000.

¡Gracias por su tiempo y participación!

Atentamente,



November 2021

Dear City of Tracy Resident:

Here's another chance if you haven't already responded to the 2021 Tracy Community Survey! **If you completed it and sent it back, we thank you for your time and ask you to recycle this survey. Please do not respond twice.**

Please help us shape the future of Tracy! You have been selected at random to participate in the 2021 Tracy Community Survey.

Please take a few minutes to fill out the enclosed survey. Your participation in this survey is very important—especially since your household is one of only a small number of households being surveyed. Your feedback will help Tracy make decisions that affect our City.

A few things to remember:

- **Your responses are confidential and no identifying information will be shared.**
- In order to hear from a diverse group of residents, the adult 18 years or older in your household who most recently had a birthday should complete this survey.
- **You may return the survey by mail in the enclosed postage-paid envelope, or you can complete the survey online at:**

<https://polco.us/xxplaceholder>

Please do not share your survey link. This survey is for randomly selected households only. The City will conduct a separate survey that is open to all residents just a few weeks from now.

If you have any questions about the survey, please call 209-831-6000.

Thank you for your time and participation!

Sincerely,



Nancy Young
Mayor/Alcalde

Estimado Residente de la Ciudad de Tracy:

¡Aquí tiene otra oportunidad si usted aún no ha respondido a la Encuesta de la Comunidad de Tracy del 2021! **Si usted la completó y la devolvió, le damos las gracias por su tiempo y le pedimos que recicle esta encuesta. Por favor no responda dos veces.**

¡Por favor ayúdenos a moldear el futuro de Tracy! Usted ha sido seleccionado al azar para participar en la Encuesta de la Comunidad de Tracy del 2021.

Por favor tome unos minutos para completar la encuesta adjunta; si usted preferiría completar la encuesta en español, por favor siga las instrucciones abajo para acceder a la encuesta en español por medio de la red. Su participación en esta encuesta es muy importante—especialmente porque su hogar es uno de solamente un número pequeño de hogares que se están encuestando. Sus observaciones le ayudarán a Tracy tomar decisiones que afectarán a nuestra ciudad.

Algunas cosas para recordar:

- **Sus respuestas son confidenciales y no se compartirá ninguna información de identificación.**
- Para poder escuchar a un grupo diverso de residentes, el adulto de 18 años o más en su hogar que haya celebrado su cumpleaños más recientemente debe completar esta encuesta.
- **Puede devolver la encuesta *en inglés* por correo en el sobre pre-pagado adjunto, o puede completar la encuesta en línea *en español* en:**

<https://polco.us/xxplaceholder>

Por favor no comparta el enlace de su encuesta.

Esta encuesta es solamente para hogares seleccionados al azar. La Ciudad conducirá una encuesta separada que está abierta a todos los residentes dentro de unas semanas.

Si tiene alguna pregunta sobre la encuesta, por favor llame al 209-831-6000.

¡Gracias por su tiempo y participación!

Atentamente,

Dear Tracy Resident,

It won't take much of your time to make a big difference!

Your household has been randomly selected to participate in Tracy's 2021 Community Survey. Please complete the **confidential survey** online at:

<https://polco.us/xxplaceholder>

Please do not share your survey link. This survey is for randomly selected households only. The City will conduct a separate survey that is open to all residents just a few weeks from now.

If you have any questions about the survey, please call 209-831-6000.

Thank you for helping to create a better City!

Sincerely,

Estimado Residente de Tracy,

¡No le tomará mucho de su tiempo para marcar una gran diferencia!

Su hogar ha sido elegido al azar para participar en Encuesta de la Comunidad del 2021 de Tracy. Puede completar la **encuesta confidencial** en línea en español en:

<https://polco.us/xxplaceholder>

Por favor no comparta el enlace de su encuesta.

Esta encuesta es solamente para hogares seleccionados al azar. La Ciudad conducirá una encuesta separada que está abierta a todos los residentes dentro de unas semanas.

Si tiene alguna pregunta sobre la encuesta, por favor llame al 209-831-6000.

¡Gracias por ayudar a crear una ciudad mejor!

Atentamente,



Nancy Young
Mayor/Alcalde

Dear Tracy Resident,

It won't take much of your time to make a big difference!

Your household has been randomly selected to participate in Tracy's 2021 Community Survey. Please complete the **confidential survey** online at:

<https://polco.us/xxplaceholder>

Please do not share your survey link. This survey is for randomly selected households only. The City will conduct a separate survey that is open to all residents just a few weeks from now.

If you have any questions about the survey, please call 209-831-6000.

Thank you for helping to create a better City!

Sincerely,

Estimado Residente de Tracy,

¡No le tomará mucho de su tiempo para marcar una gran diferencia!

Su hogar ha sido elegido al azar para participar en Encuesta de la Comunidad del 2021 de Tracy. Puede completar la **encuesta confidencial** en línea en español en:

<https://polco.us/xxplaceholder>

Por favor no comparta el enlace de su encuesta.

Esta encuesta es solamente para hogares seleccionados al azar. La Ciudad conducirá una encuesta separada que está abierta a todos los residentes dentro de unas semanas.

Si tiene alguna pregunta sobre la encuesta, por favor llame al 209-831-6000.

¡Gracias por ayudar a crear una ciudad mejor!

Atentamente,



Nancy Young
Mayor/Alcalde



City of Tracy
333 Civic Center Plaza
Tracy, CA 95376

Presorted
First Class Mail
US Postage
PAID
Boulder, CO
Permit NO. 94



City of Tracy
333 Civic Center Plaza
Tracy, CA 95376

Presorted
First Class Mail
US Postage
PAID
Boulder, CO
Permit NO. 94

Dear Tracy Resident,

Just a reminder—if you have not yet completed Tracy's 2021 Community Survey, please do so. **If you have completed it, thank you. Please do not respond twice.**

Your participation in this **confidential survey** is very important—your answers will help Tracy make decisions that affect our community. Please complete the survey online at:

<https://polco.us/xxplaceholder>

Please do not share your survey link. This survey is for randomly selected households only. The City will conduct a separate survey that is open to all residents just a few weeks from now.

If you have any questions about the survey, please call 209-831-6000. Thank you very much!

Sincerely,



Nancy Young
Mayor/Alcalde

Estimado Residente de Tracy,

Solamente un recordatorio—si usted aún no ha completado la Encuesta de la Comunidad del 2021 de Tracy, por favor hágalo. **Si ya lo ha completado, gracias. Por favor no responda dos veces.**

Su participación en esta **encuesta confidencial** es muy importante—sus respuestas le ayudarán al Tracy para tomar decisiones que afectan nuestra comunidad. Puede completar la encuesta en línea en español en:

<https://polco.us/xxplaceholder>

Por favor no comparta el enlace de su encuesta.

Esta encuesta es solamente para hogares seleccionados al azar. La Ciudad conducirá una encuesta separada que está abierta a todos los residentes dentro de unas semanas.

Si tiene alguna pregunta sobre la encuesta, por favor llame al 209-831-6000. ¡Muchas gracias!

Atentamente,

Dear Tracy Resident,

Just a reminder—if you have not yet completed Tracy's 2021 Community Survey, please do so. **If you have completed it, thank you. Please do not respond twice.**

Your participation in this **confidential survey** is very important—your answers will help Tracy make decisions that affect our community. Please complete the survey online at:

<https://polco.us/xxplaceholder>

Please do not share your survey link. This survey is for randomly selected households only. The City will conduct a separate survey that is open to all residents just a few weeks from now.

If you have any questions about the survey, please call 209-831-6000. Thank you very much!

Sincerely,



Nancy Young
Mayor/Alcalde

Estimado Residente de Tracy,

Solamente un recordatorio—si usted aún no ha completado la Encuesta de la Comunidad del 2021 de Tracy, por favor hágalo. **Si ya lo ha completado, gracias. Por favor no responda dos veces.**

Su participación en esta **encuesta confidencial** es muy importante—sus respuestas le ayudarán al Tracy para tomar decisiones que afectan nuestra comunidad. Puede completar la encuesta en línea en español en:

<https://polco.us/xxplaceholder>

Por favor no comparta el enlace de su encuesta.

Esta encuesta es solamente para hogares seleccionados al azar. La Ciudad conducirá una encuesta separada que está abierta a todos los residentes dentro de unas semanas.

Si tiene alguna pregunta sobre la encuesta, por favor llame al 209-831-6000. ¡Muchas gracias!

Atentamente,



City of Tracy
333 Civic Center Plaza
Tracy, CA 95376

Presorted
First Class Mail
US Postage
PAID
Boulder, CO
Permit NO. 94



City of Tracy
333 Civic Center Plaza
Tracy, CA 95376

Presorted
First Class Mail
US Postage
PAID
Boulder, CO
Permit NO. 94

The City of Tracy 2021 Community Survey

Please complete this survey if you are the adult (age 18 or older) in the household who most recently had a birthday (the year of birth does not matter). Your responses are confidential and no identifying information will be shared.

1. Please rate each of the following aspects of quality of life in Tracy.

	<u>Excellent</u>	<u>Good</u>	<u>Fair</u>	<u>Poor</u>	<u>Don't know</u>
Tracy as a place to live.....	1	2	3	4	5
Your neighborhood as a place to live	1	2	3	4	5
Tracy as a place to raise children.....	1	2	3	4	5
Tracy as a place to work	1	2	3	4	5
Tracy as a place to visit	1	2	3	4	5
Tracy as a place to retire.....	1	2	3	4	5
The overall quality of life in Tracy.....	1	2	3	4	5
Sense of community.....	1	2	3	4	5

2. Please rate each of the following characteristics as they relate to Tracy as a whole.

	<u>Excellent</u>	<u>Good</u>	<u>Fair</u>	<u>Poor</u>	<u>Don't know</u>
Overall economic health of Tracy	1	2	3	4	5
Overall quality of the transportation system (auto, bicycle, foot, bus) in Tracy	1	2	3	4	5
Overall design or layout of Tracy's residential and commercial areas (e.g., homes, buildings, streets, parks, etc.)	1	2	3	4	5
Overall quality of the utility infrastructure in Tracy (water, sewer, storm water, electric, gas)	1	2	3	4	5
Overall feeling of safety in Tracy.....	1	2	3	4	5
Overall quality of natural environment in Tracy.....	1	2	3	4	5
Overall quality of parks and recreation opportunities.....	1	2	3	4	5
Overall health and wellness opportunities in Tracy.....	1	2	3	4	5
Overall opportunities for education, culture, and the arts.....	1	2	3	4	5
Residents' connection and engagement with their community	1	2	3	4	5

3. Please indicate how likely or unlikely you are to do each of the following.

	<u>Very likely</u>	<u>Somewhat likely</u>	<u>Somewhat unlikely</u>	<u>Very unlikely</u>	<u>Don't know</u>
Recommend living in Tracy to someone who asks	1	2	3	4	5
Remain in Tracy for the next five years	1	2	3	4	5

4. Please rate how safe or unsafe you feel:

	<u>Very safe</u>	<u>Somewhat safe</u>	<u>Neither safe nor unsafe</u>	<u>Somewhat unsafe</u>	<u>Very unsafe</u>	<u>Don't know</u>
In your neighborhood during the day.....	1	2	3	4	5	6
In Tracy's downtown/commercial area during the day	1	2	3	4	5	6
From property crime.....	1	2	3	4	5	6
From violent crime.....	1	2	3	4	5	6
From fire, flood, or other natural disaster	1	2	3	4	5	6

5. Please rate the job you feel the Tracy community does at each of the following.

	<u>Excellent</u>	<u>Good</u>	<u>Fair</u>	<u>Poor</u>	<u>Don't know</u>
Making all residents feel welcome	1	2	3	4	5
Attracting people from diverse backgrounds.....	1	2	3	4	5
Valuing/respecting residents from diverse backgrounds.....	1	2	3	4	5
Taking care of vulnerable residents (elderly, disabled, homeless, etc.).....	1	2	3	4	5

6. Please rate each of the following in the Tracy community.

	<u>Excellent</u>	<u>Good</u>	<u>Fair</u>	<u>Poor</u>	<u>Don't know</u>
Overall quality of business and service establishments in Tracy	1	2	3	4	5
Variety of business and service establishments in Tracy	1	2	3	4	5
Vibrancy of downtown/commercial area	1	2	3	4	5
Employment opportunities	1	2	3	4	5
Shopping opportunities	1	2	3	4	5
Cost of living in Tracy.....	1	2	3	4	5
Overall image or reputation of Tracy	1	2	3	4	5

7. Please also rate each of the following in the Tracy community.

	<u>Excellent</u>	<u>Good</u>	<u>Fair</u>	<u>Poor</u>	<u>Don't know</u>
Traffic flow on major streets.....	1	2	3	4	5
Ease of public parking.....	1	2	3	4	5
Ease of travel by car in Tracy.....	1	2	3	4	5
Ease of travel by public transportation in Tracy.....	1	2	3	4	5
Ease of travel by bicycle in Tracy.....	1	2	3	4	5
Ease of walking in Tracy.....	1	2	3	4	5
Well-planned residential growth.....	1	2	3	4	5
Well-planned commercial growth.....	1	2	3	4	5
Well-designed neighborhoods.....	1	2	3	4	5
Preservation of the historical or cultural character of the community.....	1	2	3	4	5
Public places where people want to spend time.....	1	2	3	4	5
Variety of housing options.....	1	2	3	4	5
Availability of affordable quality housing.....	1	2	3	4	5
Overall quality of new development in Tracy.....	1	2	3	4	5
Overall appearance of Tracy.....	1	2	3	4	5
Cleanliness of Tracy.....	1	2	3	4	5
Water resources (beaches, lakes, ponds, riverways, etc.).....	1	2	3	4	5
Air quality.....	1	2	3	4	5
Availability of paths and walking trails.....	1	2	3	4	5
Fitness opportunities (including exercise classes and paths or trails, etc.)... ..	1	2	3	4	5
Recreational opportunities.....	1	2	3	4	5
Availability of affordable quality food.....	1	2	3	4	5
Availability of affordable quality health care.....	1	2	3	4	5
Availability of preventive health services.....	1	2	3	4	5
Availability of affordable quality mental health care.....	1	2	3	4	5
Opportunities to attend cultural/arts/music activities.....	1	2	3	4	5
Community support for the arts.....	1	2	3	4	5
Availability of affordable quality childcare/preschool.....	1	2	3	4	5
K-12 education.....	1	2	3	4	5
Adult educational opportunities.....	1	2	3	4	5
Sense of civic/community pride.....	1	2	3	4	5
Neighborliness of residents in Tracy.....	1	2	3	4	5
Opportunities to participate in social events and activities.....	1	2	3	4	5
Opportunities to attend special events and festivals.....	1	2	3	4	5
Opportunities to volunteer.....	1	2	3	4	5
Opportunities to participate in community matters.....	1	2	3	4	5
Openness and acceptance of the community toward people of diverse backgrounds.....	1	2	3	4	5

8. Please indicate whether or not you have done each of the following in the last 12 months.

	<u>No</u>	<u>Yes</u>
Contacted the City of Tracy (in-person, phone, email, or web) for help or information.....	1	2
Contacted Tracy elected officials (in-person, phone, email, or web) to express your opinion.....	1	2
Attended a local public meeting (of local elected officials like City Council or County Commissioners, advisory boards, town halls, HOA, neighborhood watch, etc.).....	1	2
Watched (online or on television) a local public meeting.....	1	2
Volunteered your time to some group/activity in Tracy.....	1	2
Campaigned or advocated for a local issue, cause, or candidate.....	1	2
Voted in your most recent local election.....	1	2
Used bus, rail, subway, or other public transportation instead of driving.....	1	2
Carpooled with other adults or children instead of driving alone.....	1	2
Walked or biked instead of driving.....	1	2

The City of Tracy 2021 Community Survey

9. Please rate the quality of each of the following services in Tracy.

	<u>Excellent</u>	<u>Good</u>	<u>Fair</u>	<u>Poor</u>	<u>Don't know</u>
Public information services.....	1	2	3	4	5
Economic development.....	1	2	3	4	5
Traffic enforcement.....	1	2	3	4	5
Traffic signal timing.....	1	2	3	4	5
Street repair.....	1	2	3	4	5
Street cleaning.....	1	2	3	4	5
Street lighting.....	1	2	3	4	5
Sidewalk maintenance.....	1	2	3	4	5
Bus or transit services.....	1	2	3	4	5
Land use, planning, and zoning.....	1	2	3	4	5
Code enforcement (weeds, abandoned buildings, etc.).....	1	2	3	4	5
Affordable high-speed internet access.....	1	2	3	4	5
Garbage collection.....	1	2	3	4	5
Drinking water.....	1	2	3	4	5
Sewer services.....	1	2	3	4	5
Storm water management (storm drainage, dams, levees, etc.).....	1	2	3	4	5
Utility billing.....	1	2	3	4	5
Police/Sheriff services.....	1	2	3	4	5
Crime prevention.....	1	2	3	4	5
Animal control.....	1	2	3	4	5
Ambulance or emergency medical services.....	1	2	3	4	5
Fire services.....	1	2	3	4	5
Fire prevention and education.....	1	2	3	4	5
Emergency preparedness (services that prepare the community for natural disasters or other emergency situations).....	1	2	3	4	5
Preservation of natural areas (open space, farmlands, and greenbelts).....	1	2	3	4	5
Tracy open space.....	1	2	3	4	5
Recycling.....	1	2	3	4	5
Yard waste pick-up.....	1	2	3	4	5
City parks.....	1	2	3	4	5
Recreation programs or classes.....	1	2	3	4	5
Recreation centers or facilities.....	1	2	3	4	5
Public library services.....	1	2	3	4	5
Overall customer service by Tracy employees (police, receptionists, planners, etc.).....	1	2	3	4	5

10. Please rate the following categories of Tracy government performance.

	<u>Excellent</u>	<u>Good</u>	<u>Fair</u>	<u>Poor</u>	<u>Don't know</u>
The value of services for the taxes paid to Tracy.....	1	2	3	4	5
The overall direction that Tracy is taking.....	1	2	3	4	5
The job Tracy government does at welcoming resident involvement.....	1	2	3	4	5
Overall confidence in Tracy government.....	1	2	3	4	5
Generally acting in the best interest of the community.....	1	2	3	4	5
Being honest.....	1	2	3	4	5
Being open and transparent to the public.....	1	2	3	4	5
Informing residents about issues facing the community.....	1	2	3	4	5
Treating all residents fairly.....	1	2	3	4	5
Treating residents with respect.....	1	2	3	4	5

11. Overall, how would you rate the quality of the services provided by each of the following?

	<u>Excellent</u>	<u>Good</u>	<u>Fair</u>	<u>Poor</u>	<u>Don't know</u>
The City of Tracy.....	1	2	3	4	5
The Federal Government.....	1	2	3	4	5

12. Please rate how important, if at all, you think it is for the Tracy community to focus on each of the following in the coming two years.

	Essential	Very important	Somewhat important	Not at all important
Overall economic health of Tracy	1	2	3	4
Overall quality of the transportation system (auto, bicycle, foot, bus) in Tracy.....	1	2	3	4
Overall design or layout of Tracy’s residential and commercial areas (e.g., homes, buildings, streets, parks, etc.)	1	2	3	4
Overall quality of the utility infrastructure in Tracy (water, sewer, storm water, electric, gas).....	1	2	3	4
Overall feeling of safety in Tracy.....	1	2	3	4
Overall quality of natural environment in Tracy.....	1	2	3	4
Overall quality of parks and recreation opportunities.....	1	2	3	4
Overall health and wellness opportunities in Tracy.....	1	2	3	4
Overall opportunities for education, culture, and the arts.....	1	2	3	4
Residents’ connection and engagement with their community	1	2	3	4

13. Transit Oriented Development, or TOD, is a style of development that encourages the creation of walkable and bikeable mixed-use communities generally located within a ¼ or ½ mile radius of a transit hub (bus, rail, airport). The goal is to create a vibrant, connected community where people can easily get to and from their homes, jobs, shopping, dining, and entertainment opportunities. Having a mix of uses within walking or biking distance of a transit station makes it convenient for riders to run errands on the way to work or on the way home without using a car. TOD is not one-size-fits-all, and the preferences of another community may not be the same preferences in Tracy.

To what extent do you support or oppose the creation of a Transit Oriented Development District in Tracy?

- Strongly support Somewhat support Somewhat oppose Strongly oppose Don’t know

14. If a TOD were to be built in Tracy, how much of a priority, if any, do you think each of the following should be to include in this development?

	High priority	Moderate priority	Not a priority	Don’t know
Transportation options (rail, bus, ride share, etc.)	1	2	3	4
Housing	1	2	3	4
Office and co-working spaces	1	2	3	4
New shops and restaurants.....	1	2	3	4
Walkable areas and bike paths	1	2	3	4
Public spaces for events.....	1	2	3	4
Entertainment venues	1	2	3	4
Parks and green space	1	2	3	4
Connectivity to existing neighborhoods	1	2	3	4
Mixed-use spaces (combines two or more types of real estate, such as retail and residential properties, work and office space).....	1	2	3	4

15. What is your preferred location for a future rail/bus hub (e.g. Valley Link) and TOD in Tracy?

- I-205/ Mall area (north Tracy) Near the Tracy ACE Train Station (south Tracy)
 Downtown Tracy (central Tracy) I do not think we should have a TOD district in Tracy

16. Please indicate how much of a priority, if any, you think each of the following should be for the City to fund?

	High priority	Moderate priority	Not a priority	Don’t know
Begin next phase of Legacy Field Sports Complex – Phase II.....	1	2	3	4
Begin the Tracy Nature Park.....	1	2	3	4
Redeveloping the downtown area.....	1	2	3	4
Expanding recycled water infrastructure	1	2	3	4
Pursuing green initiatives (reducing Tracy’s carbon footprint and responding to effects of climate change).....	1	2	3	4
Renovating and updating existing City parks and facilities.....	1	2	3	4
Renovating and updating existing City infrastructure including streets, sidewalks, and underground utility pipelines.....	1	2	3	4
Constructing new Police and Fire stations	1	2	3	4

The City of Tracy 2021 Community Survey

Our last questions are about you and your household.

Again, all of your responses to this survey are confidential and no identifying information will be shared.

D1. In general, how many times do you:

	Several times a day	Once a day	A few times a week	Every few weeks	Less often or never	Don't know
Access the internet from your home using a computer, laptop, or tablet computer	1	2	3	4	5	6
Access the internet from your cell phone.....	1	2	3	4	5	6
Visit social media sites such as Facebook, Twitter, Nextdoor, etc.	1	2	3	4	5	6
Use or check email.....	1	2	3	4	5	6
Share your opinions online.....	1	2	3	4	5	6
Shop online.....	1	2	3	4	5	6

D2. Please rate your overall health.

- Excellent
 Very good
 Good
 Fair
 Poor

D3. What impact, if any, do you think the economy will have on your family income in the next 6 months?

Do you think the impact will be:

- Very positive
 Somewhat positive
 Neutral
 Somewhat negative
 Very negative

D4. How many years have you lived in Tracy?

- Less than 2 years
 2-5 years
 6-10 years
 11-20 years
 More than 20 years

D5. Which best describes the building you live in?

- One family house detached from any other houses
 Building with two or more homes (duplex, townhome, apartment, or condominium)
 Mobile home
 Other

D6. Do you rent or own your home?

- Rent
 Own

D7. About how much is your monthly housing cost for the place you live (including rent, mortgage payment, property tax, property insurance, and homeowners' association (HOA) fees)?

- Less than \$500 \$2,000 to \$2,499
 \$500 to \$999 \$2,500 to \$2,999
 \$1,000 to \$1,499 \$3,000 to \$3,499
 \$1,500 to \$1,999 \$3,500 or more

D8. Do any children 17 or under live in your household?

- No Yes

D9. Are you or any other members of your household aged 65 or older?

- No Yes

D10. How much do you anticipate your household's total income before taxes will be for the current year? (Please include in your total income money from all sources for all persons living in your household.)

- Less than \$25,000 \$75,000 to \$99,999
 \$25,000 to \$49,999 \$100,000 to \$149,999
 \$50,000 to \$74,999 \$150,000 or more

D11. Are you Spanish, Hispanic or Latino?

- No, not Spanish, Hispanic, or Latino
 Yes, I consider myself to be Spanish, Hispanic, or Latino

D12. What is your race? (Mark one or more races to indicate what race you consider yourself to be.)

- American Indian or Alaskan Native
 Asian, Asian Indian, or Pacific Islander
 Black or African American
 White
 Other

D13. In which category is your age?

- 18-24 years 55-64 years
 25-34 years 65-74 years
 35-44 years 75 years or older
 45-54 years

D14. What is your gender?

- Female
 Male
 Identify in another way

Thank you! Please return the completed survey in the postage-paid envelope to:
National Research Center, Inc., PO Box 549, Belle Mead, NJ 08502