



MEMORANDUM

Date: May 4, 2023
To: Tracy City Council via Sekou Millington, Chief of Police
From: Timothy Bauer, Lieutenant
Re: Response to Tracy PD 2022 Annual Crime Statistics

The Tracy City Council has requested a further review of the 2022 annual crime statistics for the City of Tracy. There were questions from City Council regarding the new reporting requirements and violent crime statistics. The Tracy PD Crime Analyst re-analyzed the crime statistics for 2022. The following questions were asked of Tracy PD staff:

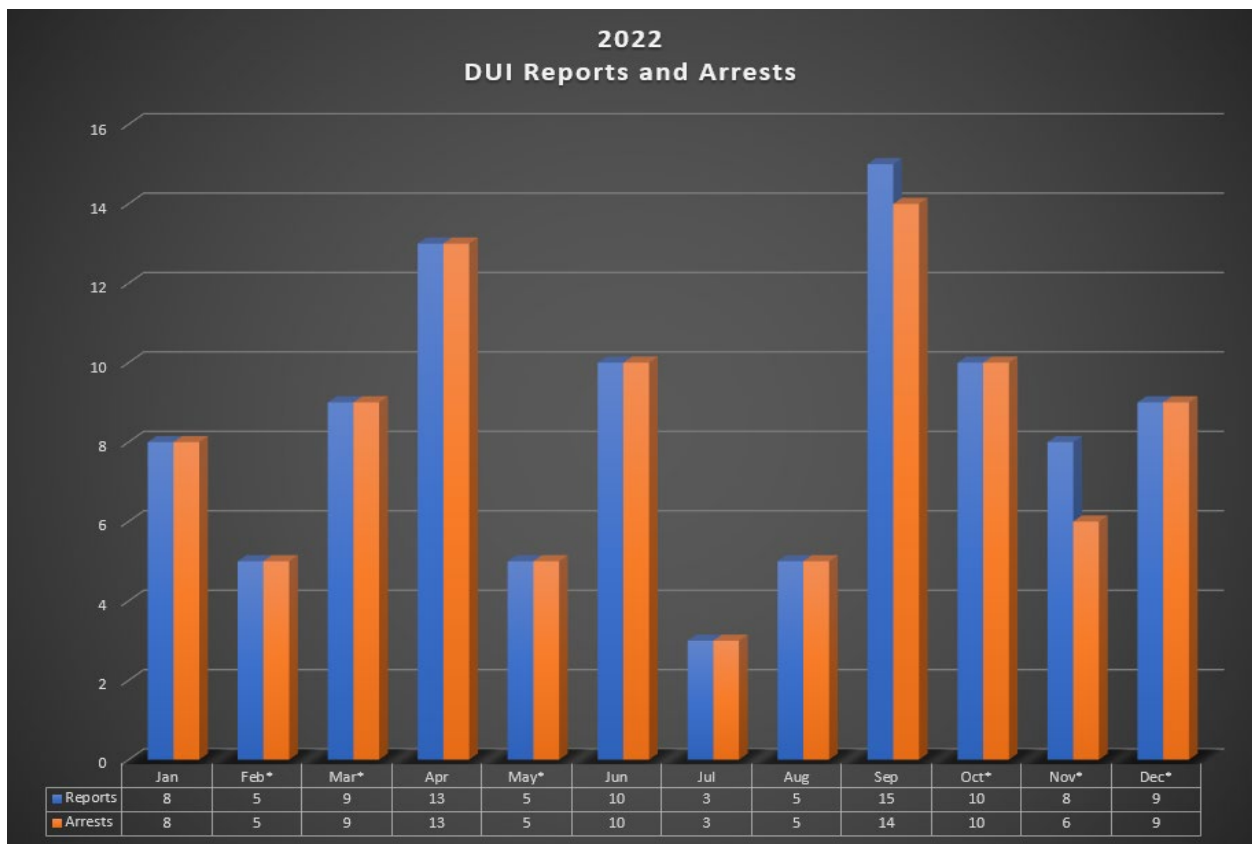
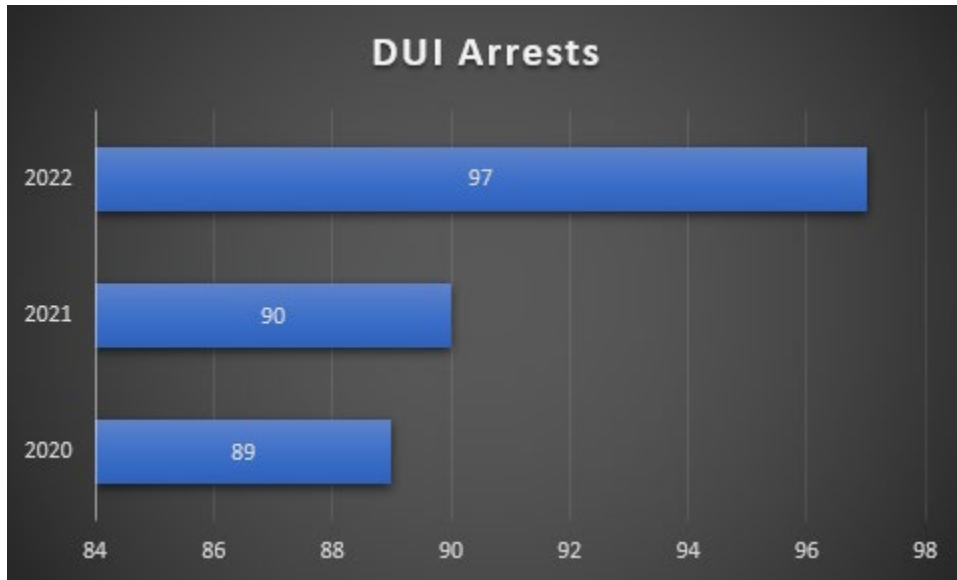
1. Why was there an increase in DUI (driving under the influence) in 2022 from previous years?
2. Do DUI incidents/arrests increase at certain times of the year (specifically holidays)?
3. Why was there an increase in violent crimes in 2022 from previous years?
4. What resources exist for victims of domestic violence and domestic violence prevention?
5. What is the percentage increase/decrease of violent crimes in comparison to the population for the City of Tracy and surrounding cities?
6. Why was there an increase in reported rapes from previous years? Delayed rape reports?
7. As it relates to monthly violent crime statistics, what is being done to prevent future violent crimes?
8. What are the barriers for closing cases as it relates to General Investigations?

In March 2021, Tracy PD changed the way crime statistics were reported. The reporting system went from UCR (Uniform Crime Reporting) to NIBRS (National Incident Based Reporting Systems). The NIBRS reporting system was implemented by the FBI in January 2021 and requires all law enforcement agencies to report crime statistics through NIBRS. NIBRS requires law enforcement agencies in the United States to report up to ten criminal offenses for a single incident. Whereas, under UCR reporting, only the most significant crime was reported for an incident and lesser crimes were not reported. For example, in a crime where a homicide and rape occurred in the same incident, only the homicide would be reported under the UCR model but under the NIBRS model, both crimes must be reported independently.

SERVICE ♦ INTEGRITY ♦ EXCELLENCE

1000 CIVIC CENTER DRIVE ♦ TRACY, CA 95376 ♦ VOICE: 209•831•6550 ♦ FAX: 209•831•4017

DUI Statistics

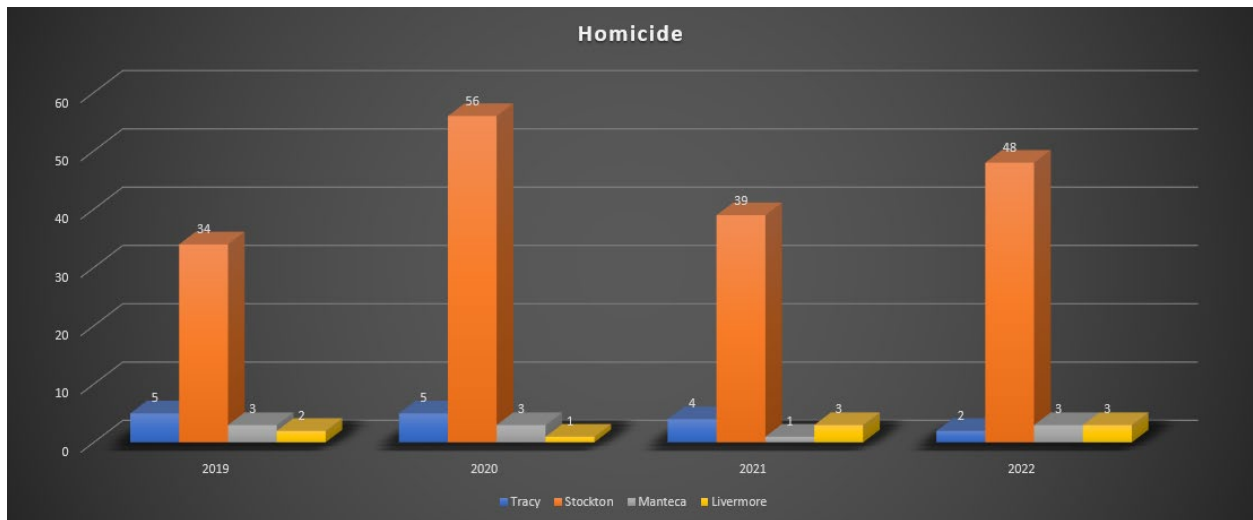
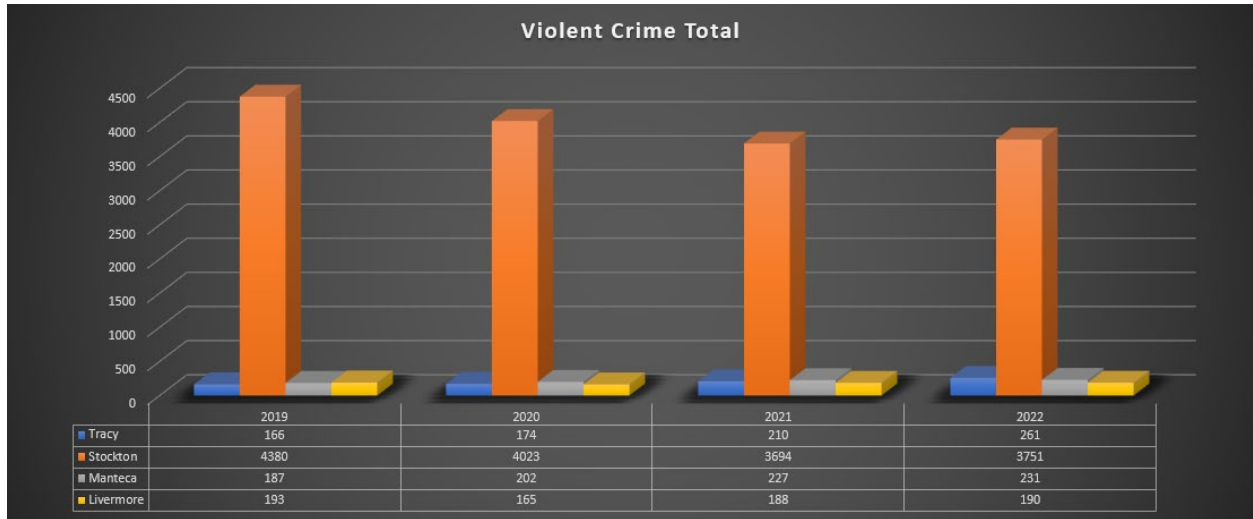


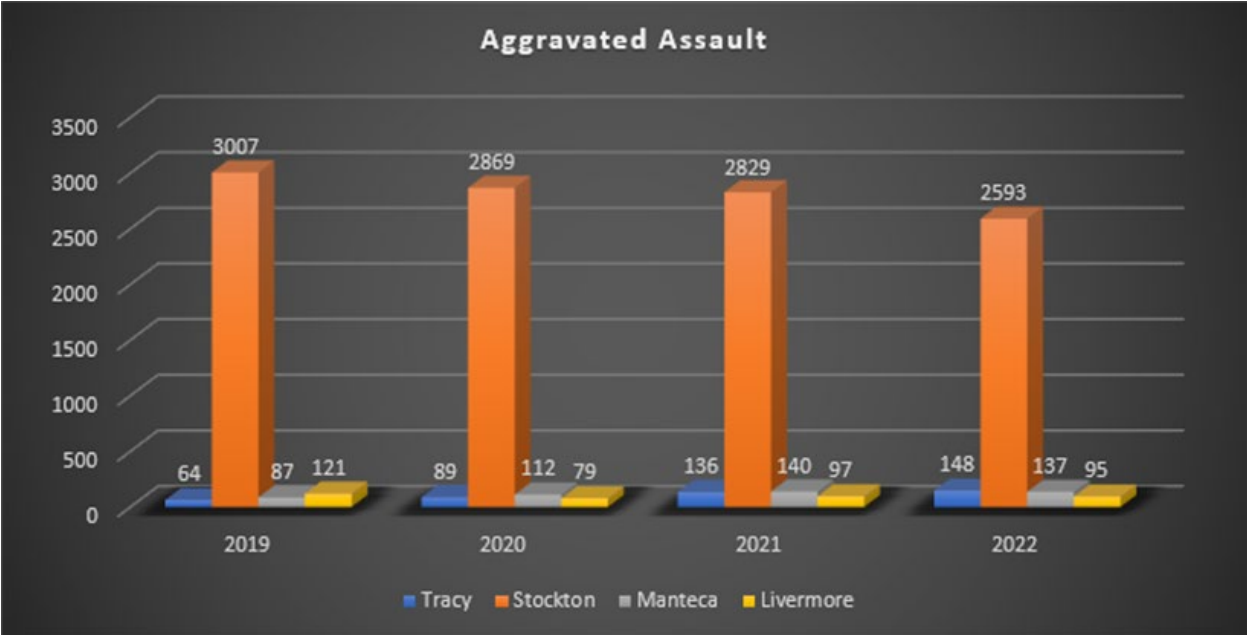
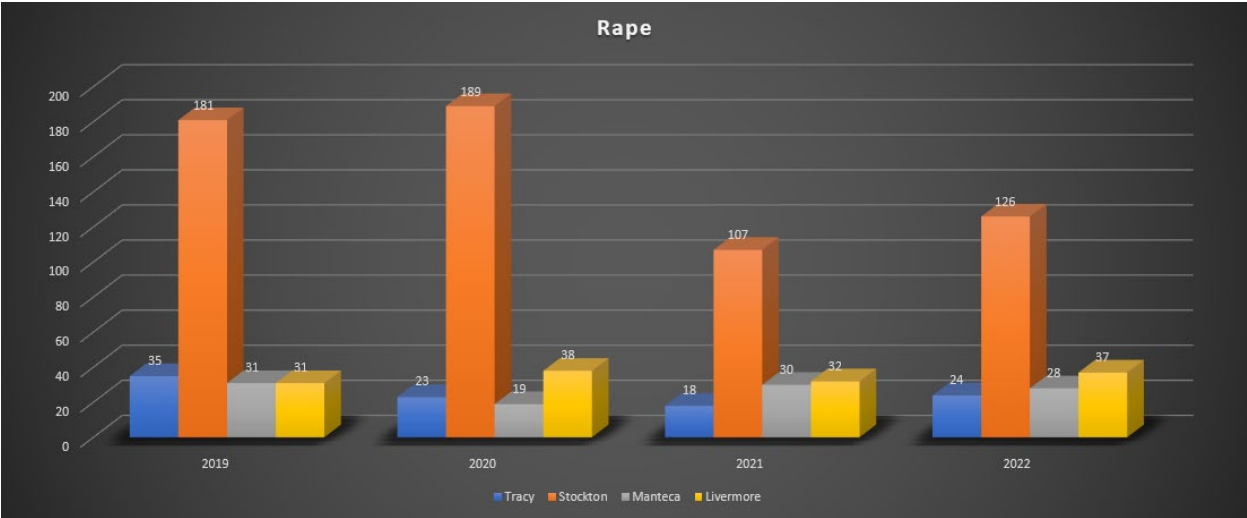
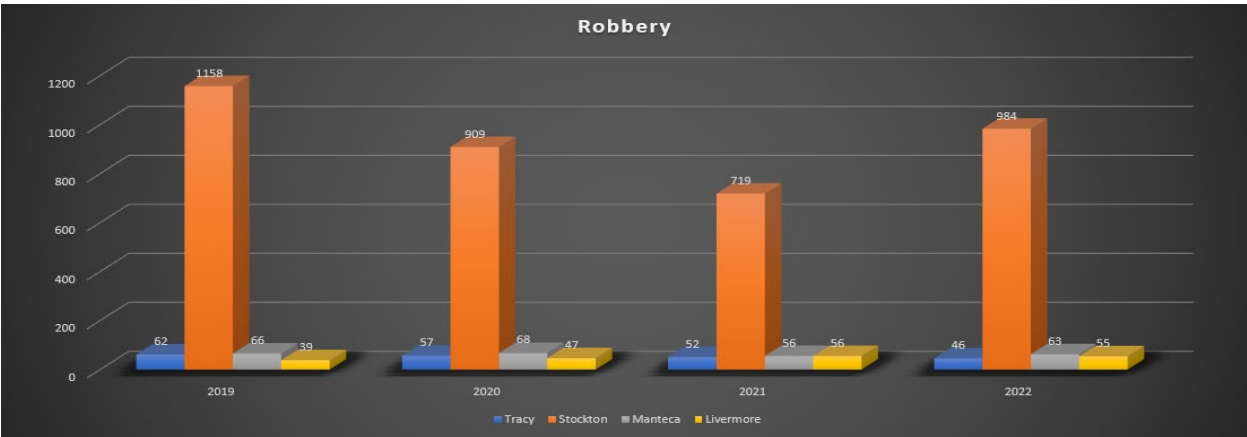
DUI arrests slightly increased from 2020 to 2022. There are a few reasons why we see a slight increase in DUI arrests the past three years. One reason is an increase in DUI enforcement with the two graveyard patrol teams. Another reason for the increase could be commercial establishments that serve alcohol reopened after COVID-19. To note, 2022 was the first full year

that public COVID-19 restrictions were lifted which allowed individuals to frequent establishments.

When you look at the above chart, DUI incidents/arrests do not increase around certain holidays (Thanksgiving, Christmas, New Year’s Eve, 4th of July). The highest month for DUI incidents/arrests was in September and the only holiday in this month in Labor Day.

Violent Crime Statistics





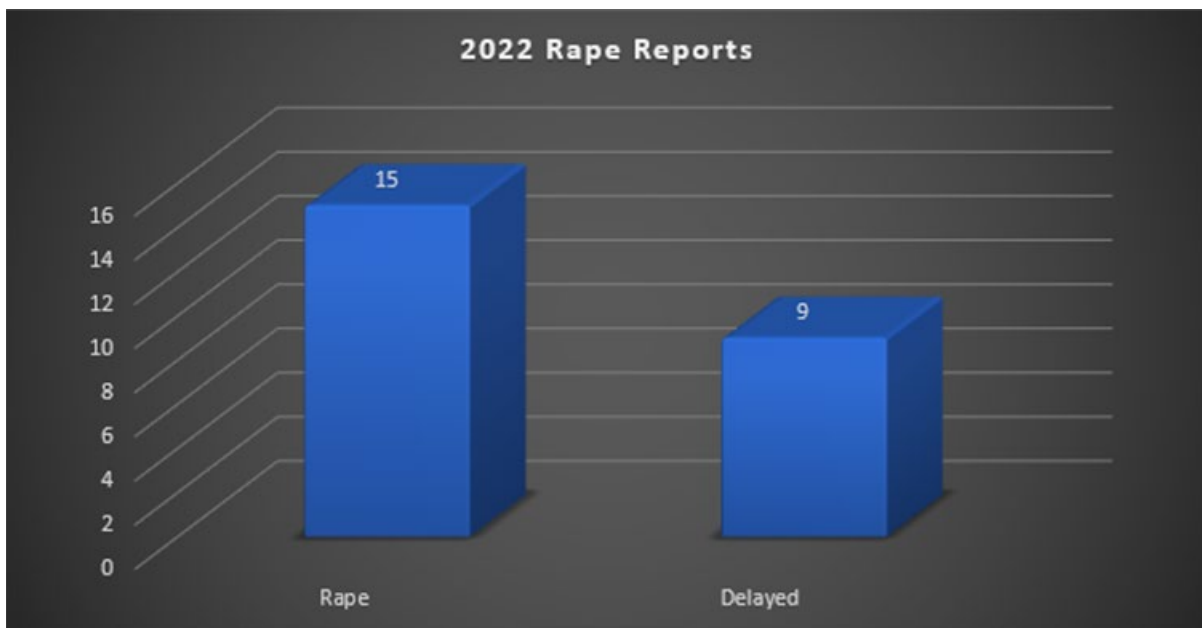
The graphs above depict violent crime (rape, assaults, robbery, homicide, aggravated assault) for the past four years. Yes, violent crime did increase each year from 2019 to 2022. Violent crime

also increased in Manteca, Livermore and nationwide during the same time period. As it relates to the City of Tracy, the only violent crime that increased from year to year was assaults (which include domestic violence). The following violent crimes did not increase from 2019 to 2022:

- Robbery
- Sexual Assault (rapes)
- Homicide

The question was asked “What is being done to curb violent crime?” First, the department has increased patrol staffing in patrol to better deploy officers throughout the city to prevent crime. Secondly, the utilization of specialized units such as SET (Special Enforcement Team) assists in reduction of violent crimes. The department’s SET unit deploys to areas that have increased criminal activity in order identify criminal offenders, make arrests as necessary and prevent future crime.

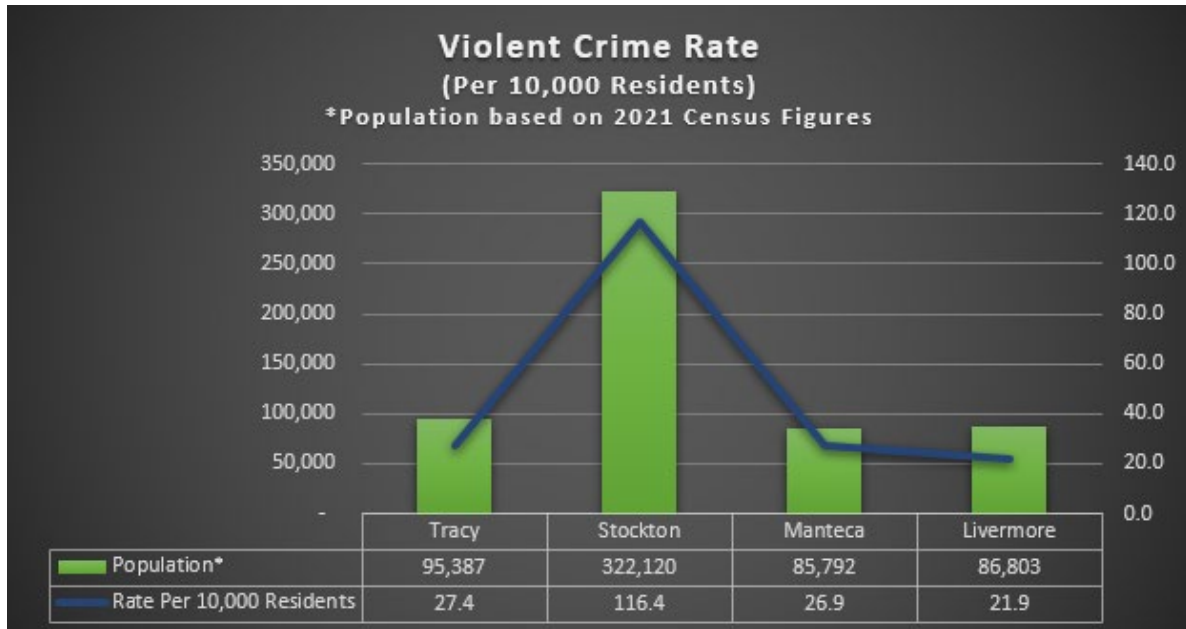
Rape Statistics



In 2022, the crime of rape increased by six from the previous year (18). The main reason for this increase is the change in crime statistics reporting. Beginning January 1, 2021, law enforcement nationwide was required to report up to ten crimes for a single incident. For example, in 2022, Tracy PD had five reports of sodomy that would not have been included under the 2021 crime reporting model (UCR). If you take away the five sodomy reports for 2022 there would only be nineteen reported rapes instead of twenty-four.

Also, the delayed rape report from year to year can skew annual crime statistics. For example, nine of the twenty-four reported rapes in 2022 were delayed reports which means those rapes did not actually occur in 2022 but occurred in previous years.

Violent Crime - Per Capita



The above graph shows violent crime statistics in 2022 for the following cities: Tracy, Stockton, Manteca, and Livermore. This graph used for per capita violent crime is based off a rate of 10,000 residents because Livermore, Tracy & Manteca have a population under 100,000 residents. In summary, an individual in Stockton is 4.2 times more likely to be a victim of violent crime than in Tracy.

What resources exist for victims of domestic violence and domestic violence prevention?

The following resources are available to domestic violence victims and provided for domestic violence prevention:

- San Joaquin County Victim/Witness
- Prevail (formerly known as the Woman's Center)
- Access to Emergency Shelters (safe houses)
- Assistance with filing restraining orders
- 24-hour domestic violence hotline
- Family Justice Center access (assists in counseling, relocation, emergency food/clothing, childcare, classes, immigration assistance, access to social workers)

Tracy PD connects all victims of domestic violence and any other violent crime to San Joaquin County Victim/Witness. Numerous resources are offered to these victims by this county organization. Beginning, May 1, 2023, Tracy PD has partnered with the San Joaquin County District Attorney's Office to have a victim/witness advocate present at Tracy PD at least one day per week.

In August of 2022, Tracy PD established an MOU with Chest of Hope, Inc. contingent upon the award of grant funding to Chest of Hope by the California Governor's Office of Emergency

Services to stand up a Domestic Violence Response Team Program. The below outlines the intent of this program:

- Tracy PD will assist Chest of Hope with the maintenance and improvement of protocols that respond to incidents of domestic violence throughout the City of Tracy.
- Tracy PD will assist the Chest of Hope with coordinating training for law enforcement officers and 9-1-1- Dispatchers associated both within, and outside of, the officer's agency, as applicable to the City of Tracy.
- Tracy PD will assign an officer to serve as a point of contact for Chest of Hope to assist in maintaining a process for inter-agency accountability.
- Tracy PD will collaborate with Chest of Hope in the creation of practical administrative tools and resources that will serve as a resource for officers responding to incidents of domestic violence.
- Tracy PD will collaborate with Chest of Hope in the creation of practical outreach materials that will be available for distribution by law enforcement officers to domestic violence victims/survivors.

The question was asked "What are the barriers to closing cases in general investigations?" There are a few factors to closing criminal cases. The barriers may include the following:

- Lack of investigative leads
- Cooperation level of victims and witnesses
- Ability to locate and interview victims, witnesses, or suspects
- Time availability of investigators based on assigned caseload
- Time delays in evidence processing

It is important to remember that just because a case is closed, it does not mean it is solved. A closed case can be reopened if new investigative leads are developed if the statute of limitations has not expired. Also, cases can be sent to the District Attorney's office for review of charging but sometimes those cases will not be charged.

The goal of this document was to answer the questions asked by Council Members and to illustrate Part 1 crime trends over a 4-year period for comparison cities in the area. As shown in the above charts and trends, The City of Tracy has an 11.2% decrease in Part 1 crimes overall. Tracy PD post all current crime trends and NIBRS reporting data on our Tracy PD website.

<https://tracypd.com/crime-mapping>

<https://www.crimemapping.com/Alerts>

<https://www.crimemapping.com/map/agency/377>

Respectfully,



Sekou Millington
Chief of Police