

NOTICE OF REGULAR MEETING


Pursuant to Section 54954.2 of the Government Code of the State of California, a Regular meeting of the **SOUTH COUNTY FIRE AUTHORITY** is hereby called for:

Date/Time: **Tuesday, October 19, 2010, 6:00 p.m.**
(or as soon thereafter as possible)

Location: **Council Chambers**
333 Civic Center Plaza, Tracy

Government Code Section 54954.3 states that every public meeting shall provide an opportunity for the public to address the South County Fire Authority on any item, before or during consideration of the item, however no action shall be taken on any item not on the agenda.

1. Call to Order
2. Roll Call
3. Items from the Audience - *In accordance with Procedures for Preparation, Posting and Distribution of Agendas and the Conduct of Public Meetings, adopted by Resolution 2008-140 any item not on the agenda brought up by the public at a meeting, shall be automatically referred to staff. If staff is not able to resolve the matter satisfactorily, the member of the public may request a Board Member to sponsor the item for discussion at a future meeting.*
4. Approval of Minutes
5. ACCEPT AND FILE THE FIRST QUARTER 2010/2011 RESPONSE PERFORMANCE REPORT
6. Items from the Audience
7. Adjournment



Chairperson

October 14, 2010

The City of Tracy is in compliance with the Americans with Disabilities Act and will make all reasonable accommodations for the disabled to participate in public meetings. Persons requiring assistance or auxiliary aids in order to participate, should call City Hall (209-831-6000), at least 24 hours prior to the meeting.

Any materials distributed to the majority of the South County Fire Authority regarding any item on this agenda will be made available for public inspection in the City Clerk's office located at 333 Civic Center Plaza, Tracy, during normal business hours

April 20, 2010, 4:30 p.m.

Council Chambers, 333 Civic Center Plaza

Web Site: www.ci.tracy.ca.us

1. Call to Order - Chairperson Thoming called the meeting to order at 4:30 p.m.
2. Roll Call - Roll call found Directors Abercrombie, Reece, and Chairperson Thoming present. Director Ives absent.
3. Items from the Audience – None
4. Approval of Minutes – It was moved by Director Abercrombie and seconded by Director Reece to adopt regular meeting minutes of January 19, 2010. Voice vote found all in favor; passed and so ordered.
5. ACCEPTANCE OF THE FINANCIAL STATEMENTS FOR THE SOUTH COUNTY FIRE AUTHORITY FOR THE FISCAL YEAR ENDING JUNE 30, 2009 - Zane Johnston, Finance and Administrative Service Director, provided the staff report. The independent accounting firm of Moss, Levy & Hartzheim, has examined the financial statements of the City for the fiscal year ending June 30, 2009. The audit was conducted in accordance with generally accepted auditing standards. In the auditor's opinion the financial statements present fairly the financial position of the City as of June 30, 2009. Since all financial transactions for the South County Fire Authority are contained within the audited records of the City (Fund 211), information for the Authority can be prepared with no necessity for another audit of the Authority. Tracy Rural Fire District financial records are maintained by San Joaquin County and are not covered as part of the City's audit.

For fiscal year 2008/2009 Tracy Rural had a slight operating surplus of \$47,204 before adjustments for compensated absences. However, a former District employee retired during the fiscal year and the District is responsible for all sick leave and vacation leave which is accumulated but not paid as of September 15, 1999, for the District's former employees. The charge amounted to \$153,632. With other adjustments the District had a net deficit of \$60,243 for fiscal year 2008/2009. An operating deficit will add to the existing debt owed by the District to the City.

Recently the City and the District approved an agreement to smooth any compensated absence payment due the District to an annual contribution of \$100,000. This is effective July 1, 2001, and not applicable to fiscal year 2008/2009. The total debt of the District will increase by the net operating deficit plus another year's worth of interest on the accumulated debt. As of June 30, 2009, the District had a debt of \$8,161,657; however, the October 2009 payment from the District (the second draw toward fiscal year 2008/2009 expenditures) reduces the debt to \$5,996,696. Of this amount \$4,318,450 is principal and \$1,678,243 is interest.

Staff recommended the South County Fire Authority Board of Directors, by resolution, accept the financial statements for the year ended June 30, 2009.

Director Reece asked if the savings made by South County Fire Authority for the City over the last 11 years could be tracked. Mr. Johnston responded that he did not know if it would be possible to provide that information. Mr. Johnston indicated that judgments defining benefits to the City regarding service calls over the past ten years would have to be determined. Mr. Johnston stated that the Standards of Cover Report contains information regarding how many times the City responded to District calls and vice versa. Mr. Johnston explained that the City and the District are mutually benefited. The long term solution is to start thinking of the City and the District as an Authority. A prepaid service agreement would make the debt go away and translates into the City paying for services the District will render in the City.

Director Reece stated that the population of Tracy had increased over the last 12 years and the opening of a new station has not been required. Director Reece indicated there should be a dollar figure associated with those savings. Mr. Johnston responded that there is a map with colored areas both in the District and City and the taxing in those areas was going to the District and not to the City, which is another complicating factor.

Director Reece stated a prepaid agreement needs to be created as soon as possible. Mr. Johnston responded that Acting Fire Chief Bramell is working on potential stations and locations.

It was moved by Director Abercrombie and seconded by Director Reece to adopt Resolution 2010-002 accepting the financial statements for the South County Fire Authority for the Fiscal Year ending June 30, 2009. Voice vote found all in favor; passed and so ordered.

6. THE SOUTH COUNTY FIRE AUTHORITY BOARD OF DIRECTORS ACCEPTS THE TRACY FIRE DEPARTMENT QUARTERLY RESPONSE REPORT FOR THE THIRD QUARTER OF FISCAL YEAR 2009/2010 – Dave Bramell, Acting Fire Chief, provided the staff report. The Fire Department continues to strive toward meeting the established operational performance objectives. Statistics illustrate that the Fire Department's performance has improved during the third quarter of fiscal year 2009/2010. Response performance in the City improved by 3% compared to the cumulative total of last fiscal year. The Fire Department responded to 77% of all emergency calls in the City within five minutes for the first three quarters of fiscal year 2009/2010.

Response performance in the Rural area also improved by 3% compared to the cumulative total of last fiscal year. The Fire Department responded to 84% of all emergency calls within 10 minutes during the first three quarters of fiscal year 2009/2010. Response performance in the Mountain House Community Services District (MHCSO) remained consistent at 55% of emergency calls within five minutes of dispatch.

There was a total number of 1,385 incidents during the third quarter of fiscal year 2009/2010. The majority or 73% of all incidents occurred within the City. The remaining incidents occurred in the Rural (13%), MHCSO (6%), freeway (5%) and "other" (3%) respectively. The most common incident response continues to be emergency medical comprising 78% of all incident types.

During the first three quarters of fiscal year 2009/2010, the Fire Department responded to a total of 90 structure fires across the jurisdiction. Of these responses 33 resulted in legitimate structure fires. There were no structure fires in MHCSD during the reporting period. Structure fire dollar loss across the jurisdiction was \$822,000. This includes only fires with over \$10,000 in combined property and content loss.

Through the Standards of Response Coverage process, an additional measure of performance that evaluates the ability to confine a fire to the room of origin was adopted. This is designed to measure the effectiveness in extinguishing the fire as well as the ability to minimize the damage incurred by the resident/owner. For the first three quarters of fiscal year 2009/2010, 94% of all residential structure fires have been confined to the room of origin within the City. This marks a 16% improvement over the cumulative total of 78% for fiscal year 2008/2009. This same statistic in the Rural indicates 50% of all fires have been confined to the room of origin.

The South County Fire Authority (SCFA) has experienced improvements to call queuing across the jurisdiction during the reporting period. For the reporting period call queuing levels have dropped to 7% or below for all units.

Staff recommended that the South County Fire Authority Board of Directors accept and file the report.

Director Abercrombie stated the 5 minutes and 95% response performance goal for the City was adjusted to 6.5 minutes and 90%. Director Abercrombie indicated there had not been a significant increase and asked for suggestions on how to get closer to the 90% response performance.

Acting Fire Chief Bramell confirmed the Fire Department did adjust to the performance objective of 6.5 minutes total reflex time. Performance is still being monitored from the point of dispatch, because the Fire Department has the most control over the turn out time of one minute, and four minutes travel time. Acting Fire Chief Bramell stated the total reflex component adds another 30 seconds for the primary public safety answering point and another minute for call processing. The Fire Department wanted to show current performance compared to past performance, in order to reflect the 3% improvement. Data does not illustrate the compliance of the total reflex times and staff is working on ways to establish that information. There is an emergency medical dispatching protocol to determine the nature of the call before being dispatched. If it is fire, the response may be more rapid. If it is a medical call there may be more questioning before the call is pushed forward to determine whether to dispatch an ambulance or an ambulance and fire. Staff wanted to reflect five minutes response to show performance comparative to how it was measured. The metric of 6.5 minute total reflex should still be measured. It is consistent with National Fire Protection Association 1710.

Director Thoming asked for the average processing time before a call is dispatched to the Fire Department and if there was any way to monitor the Authority's part of total reflex time. Acting Fire Chief Bramell responded he would obtain that average response time through the dispatch provider. Acting Fire Chief Bramell indicated it varies from the goal of one minute to anywhere from 30 to 45 seconds to two minutes. That time can contribute to a large swing in the ability to meet that goal when measuring total reflex.

Chairperson Thoming asked if there was any recourse regarding the minute and a half if it becomes consistent. Acting Fire Chief Bramell responded that the dispatch arrangements are unique as the City contracts with American Medical Response (AMR) in Salida to do the dispatching. There is a regulatory group known as the Joint Radio Users Group, which is comprised of representatives from all fire districts who are members or customers of that communication center. The Joint Radio Users Group has a Dispatch Oversight Committee and Technical Committee that regulate and enforce the bylaws of the agreement with the provider. Acting Fire Chief Bramell stated if there was anywhere to flex muscles, it would be by that committee. The committee contracts to the communication center and the City is a member of that Joint Radio Users Group.

Director Abercrombie asked if an originating 911 call goes to the Police Department first and then is forwarded to Salida. Acting Fire Chief Bramell responded that it depended on where the call originates. If the call originates within the City it goes to the Police Department. If the call originates in the County from a land line it will go to the Sheriff's Office, and cell phone calls go to the California Highway Patrol. The stipulation is that the call can only be transferred one time from one of those primary safety answering points to Lifecom, the dispatch center, and that should take no more than 30 seconds. ProQA is used to process a series of questions to determine the problem nature of the call. That is regulated through the Joint Radio Users Group.

Director Abercrombie asked if the possibility of having Fire and Police dispatching in one location had been explored. Director Abercrombie suggested that if Fire and Police dispatching was in one location, it may be simpler to dispatch the required emergency services. Acting Fire Chief Bramell responded that many years ago Fire and Police dispatch were together but that had been changed to a Fire only dispatch system with the City of Stockton for a number of years until joining Lifecom. Part of the contract the City has with AMR is a per call fee. The City pays for the actual calls that it responds to. If the call is a fire only dispatch, it is a greater fee, but if it is shared with an ambulance, the fee is split in half as a medical call. Acting Fire Chief Bramell stated he believed the cost implications of staffing Fire and Police dispatching in one location would be significant compared to what is currently being paid.

Bill Sartor, Assistant City Attorney, stated there are legal restraints also. Mr. Sartor added that Stockton used to dispatch for Tracy, but was stripped of that ability by the County Medical Services.

Acting Fire Chief Bramell agreed with Mr. Sartor and stated the City was told that the 911 medical calls must go to the Life Center called Lifecom in Salida. That was dictated by the San Joaquin County Emergency Medical Agency who has jurisdiction over the calls. The City was faced with the dilemma of sending medical calls to one location and fire calls to another which created the current situation.

Chairperson Thoming stated it is important to identify the initial minute and a half reflex time. Chairperson Thoming added that the Authority needed to see the dynamics of what they have control over.

It was moved by Director Abercrombie and seconded by Director Reece to accept the Tracy Fire Department Quarterly Response Report for the third quarter of Fiscal Year 2009/2010. Voice vote found all in favor; passed and so ordered.

7. Items from the Audience - None
8. Adjournment - It was moved by Director Abercrombie and seconded by Director Reece to adjourn. Voice vote found all in favor; passed and so ordered. Time: 5:01 p.m.

The above are summary minutes. The above agenda was posted at Tracy City Hall on April 15, 2010.

Chairperson

Attest:

Secretary

July 20, 2010, 5:30 p.m.

Council Chambers, 333 Civic Center Plaza

Web Site: www.ci.tracy.ca.us

1. Call to Order – Vice Chairperson Ives called the meeting to order at 5:30 p.m.
2. Roll Call - Roll call found Directors Muniz, Reece, and Vice Chairperson Ives present. Director Abercrombie absent.
3. Items from the Audience – None
4. Approval of Minutes – Regular meeting minutes of April 20, 2010, was rescheduled for adoption at the next South County Fire Authority meeting.
5. APPROVAL OF THE FISCAL YEAR 10-11 BUDGET FOR THE SOUTH COUNTY FIRE AUTHORITY – Zane Johnston, Finance and Administrative Service Director, presented the staff report. The City and the Tracy Rural Fire District formed the South County Fire Authority in order to provide fire services to both jurisdictions. The Authority in turn procures personnel and other services from the City in order to supply such services to the District and the City.

Council adopted the City's fiscal year 2010/2011 budget on June 15, 2010. Within this budget was the budget for the Fire Department. The City further breaks down budget expenses within a department to operating programs of that department. There are four such programs for the Fire Department with a budget as follows:

Fire Administration	\$514,130
Fire Prevention & Education	381,530
Fire Operations	13,453,960
Fire Training & Safety	263,780
Subtotal Fire Budget	\$14,613,400

The Department budget can also be broken down into expenditures of \$13,050,500 for personnel expenses, \$609,030 for contracted services, \$284,370 for commodities, and \$669,500 for internal charges for a total of \$14,613,400. Also, the \$13,453,960 budget for Fire Operations can be broken down into \$12,243,260 in expenses shared by all agencies, \$1,010,700 to be paid by the City for its supplemental services agreement (2nd crew at Station 91), and \$200,000 in mutual aid (reimbursed).

In addition, there are the following cost items:

Equipment Acquisition	\$239,350
Indirect Costs (City Overhead)	
City Share	214,580
TRFD Share	120,620
Mt. House Share	62,900
Total	\$637,450

Therefore, the total Authority budget for fiscal year 2010/2011 as proposed is \$15,250,850. Funding for the Authority budget is as follows:

City General Fund	\$8,453,980
City Equipment Fund	152,350
Grants and Fees	287,000
Mountain House CSD	2,178,390
Tracy Rural Fire District	4,179,130
Total	\$15,250,850

For fiscal year 2009/2010 final expense and revenue figures have not yet been audited so any operating deficit or operating surplus has still to be determined. It will not be known until September 2010, what the total revenue for Tracy Rural will be for fiscal year 2010/2011 from property taxes and the special fire tax. The County Auditor releases tax roll information in September.

The split of expenses associated with the fiscal year 2008/2009 Fire budget is based upon the current split of 64% to the City and 36% to the District, net of Mountain House expenses.

Currently, the City and the Fire Union are still in negotiations regarding a new contract as the existing contract expired on March 31, 2010. The proposed budget has been prepared under the terms of the existing contract.

Staff recommended the Board of Directors approve the Fire Authority budget for fiscal year 2010/2011.

Director Reece asked if there had been an increase or decrease in the budget compared to last year. Mr. Johnston responded that there was a decrease in the budget. The total of \$15,250,850 is approximately \$500,000 to \$600,000 less than last year.

Director Reece asked for an explanation regarding the equipment acquisition amount. Director Reece added he was unaware that the Authority had any equipment acquisitions. Mr. Johnston responded that the equipment acquisition amount of \$239,350 was from the City. Mr. Johnston added that Rural is responsible for its own equipment. The Authority is not funding any of that equipment in the charge to Tracy Rural.

Director Reece asked for clarity regarding what Tracy Rural is buying out of the budget. Mr. Johnston responded that Tracy Rural is buying services and not equipment.

Director Reece asked what the City is charging. Mr. Johnston responded that Tracy Rural's share for Fire Department operations for the year is \$4,179,000. That figure is based upon the formula in the Joint Powers Authority (JPA) agreements. The City pays \$8,453,980. The amount of \$152,350 comes from the Equipment Fund and \$287,000 from the Grants and Fees Fund. The City appropriates \$200,000 for mutual aid. If the mutual aid funds are used, they are reimbursed by the State and go back into that fund.

Mr. Johnston asked Director Reece if he was asking about the indirect cost share or the equipment. Director Reece responded he was referring to the equipment. Mr. Johnston responded that the \$152,350 in the Equipment Fund is coming from the City's Equipment Fund, and \$87,000 is proposed as a grant to purchase equipment.

Fire Division Chief Dave Bramell stated there is an 80/20% split with the City/Rural portion of a grant for purchase of four or five Cardiac Fibrillators. Staff is trying to secure those funds in the budget and not have to come back later for approval.

Mr. Johnston stated that adding \$87,000 to \$152,350 totals \$239,350, which is listed as equipment acquisition. None of those funds are being funded by Rural.

Director Reece asked if the budget could be less dependent on the outcome of the negotiations between the City and the Fire Union. Mr. Johnston responded that the contract between the City and the Tracy Firefighters Association has been without a contract since March 31, 2010. The current contract was included in the budget.

It was moved by Director Reece and seconded by Director Muniz to adopt Resolution 2010-003 approving the fiscal year 2010/2011 Budget for the South County Fire Authority. Voice vote found Directors Muniz, Reece and Vice Chairperson Ives in favor. Director Abercrombie absent. Motion carried 3:0:1.

6. ACCEPT AND FILE THE FIRE DEPARTMENT ANNUAL ACTIVITY REPORT FOR FISCAL YEAR 09/10 – Germane Friends, Interim Fire Chief, presented the staff report. The Department continues to strive toward meeting the established operational performance objectives. Despite the impacts of the economic recession, the statistics show that the department's performance has improved during the fiscal year.

Response performance in the City has improved this past year by 3%. The Department responded to emergencies within 5 minutes of dispatch 77% of the time in the City. Response performance in the Tracy Rural Fire District improved this past year by 2%. The Department responded to emergencies within 10 minutes of dispatch 83% of the time in the District.

Responses to the Mountain House Community Service District remained consistent with past performance arriving at 55% of emergencies within 5 minutes of dispatch.

During fiscal year 2009/2010, the Fire Department was dispatched to 92 structure fires within the Tracy City limits. Ninety-four percent of the residential fires were contained to

the room of fire origin, limiting property damage for the homeowner. Additionally, five civilian injuries resulted from fires in the City. All were minor injuries.

Total structure fire loss for fiscal year 2009/2010 in Tracy was \$325,675.

During fiscal year 2009/2010, the Fire Department was dispatched to 22 structure fires within the Tracy Rural Fire District. Fifty percent were confined to the room of origin. There were no injuries incurred at these incidents. Total structure fire loss in the District during fiscal year 2009-2010 was \$606,000.

Overall, the number of structure fires was up from previous years, however, structure fire dollar loss was down significantly in the City; it was 19.5% of the last five year average. In the Rural area the dollar loss was 90% of the last five year average.

The South County Fire Authority will continue to strive for improved response times, limit property damage and educate the public, ensuring a safe community for our citizens.

Staff recommended the South County Fire Authority Board of Directors accept the Fire Department Annual Activity Report for fiscal year 2009/2010.

Vice Chairperson Ives stated the report contained positive news in terms of the decrease of dollar loss. Vice Chairperson Ives further stated that the report shows the response times being in the 80% percentile, in 6 ½ and 10 minutes, which reflects the progress made. Vice Chairperson Ives commended the Fire Services for their accomplishments.

7. Items from the Audience - None
8. Adjournment - It was moved by Director Reece and seconded by Director Muniz to adjourn. Voice vote found all in favor; passed and so ordered. Time: 5:49 p.m.

The above are summary minutes. The above agenda was posted at Tracy City Hall on July 15, 2010.

Vice Chairperson

Attest:

Secretary

AGENDA ITEM 5

REQUEST

**ACCEPT AND FILE THE FIRST QUARTER 2010/2011 RESPONSE
PERFORMANCE REPORT**

EXECUTIVE SUMMARY

The following report presents the fire department's response performance for the first quarter of FY 2010/2011 compared to established objectives and prior response history. Response performance remains on par and fairly consistent.

DISCUSSION

The department strives to meet its "first-due" response time performance and its desire to assemble an effective response force at working structure fires.

During the first quarter of FY 2010/2011 the department responded to 76% of all emergency calls in the City within 5 minutes. This is down 1% from the previous year and the same quarter last year.

Response performance in the rural area remained the same. During the first quarter of FY 2010/2011 the department responded to 83% of all emergency calls in the City within 10 minutes of its receipt.

Response performance in the Mountain House Community Services District (MHCS D) was down 1% from FY 2009/2010 but consistent with FY 2008/2009's performance.

The department exceeded its objective to confine moderate risk structure fires to the room of origin or less. In the City this objective is 75%, and in the Rural it is 25%. The department confined working structure fires to the room of origin or less 83% of all moderate risk structure fires in the City and 100% in the Rural.

There were a total of 1,529 incidents during the first quarter of fiscal year 2010/2011. Total call volume during the quarter was up by 6% in the City, 16% in the MHCS D, and 2% on area freeways. Call volume was down in the Tracy Rural Fire Protection by 6%. The majority of incidents occurred in the City (67%) followed by Rural (15%), Freeways (8%), MHCS D (6%) and Other areas outside of the Fire Authority (5%).

The number of times each fire company responded to a call remained similar to this same period last fiscal year with the exception of Company 97. Company 97's number of responses was up 11%. Company 97 was also the only company to show an increase in the number of calls that had to be handled by another company because they were already assigned to a call (queuing for Company 97 was up by 1%). The average queuing for all 7 stations was down by 1%.

Structure fire loss during the first quarter of Fiscal Year 2010/2011 was about the same in the City and down significantly in the Rural area compared to the same period last fiscal year. Structure Fire losses this quarter were \$113,150 in the City and \$4,000 in the Tracy Rural Fire Protection District. Last years first quarter structure fire losses were \$126,000 in the City and \$501,000 in the Rural.

Another notable item was the use of aid from the Defense Logistics Agency Fire Department (DLA). During the first quarter of FY 2010/2011 the South County Fire Authority received assistance from DLA 68 times. In FY 2009/2010, DLA assisted the department on a total of 54 calls. This increase in assistance is the result of changes in leadership at the Defense Logistics Agency. The newly assigned leadership requested to be added to Tracy Fire calls in exchange for assistance at calls on their facility. DLA's assistance adds a resource to calls the department responds to, but does not reduce the number of Tracy Fire resources that are dispatched.

FISCAL IMPACT

There is no financial impact to this item.

RECOMMENDATION

Staff recommends that the South County Fire Authority accept and file the First Quarter 2010/2011 Response Report

Prepared by Steve Hanlon, Fire Captain

Reviewed and Approved by Germane Friends, Interim Fire Chief

Attachments: South County Fire Authority Quarterly Response Performance Report – First Quarter Fiscal Year 2010

South County Fire Authority Quarterly Response Performance Report

First Quarter Fiscal Year 2010/2011 (July 1, 2010 through September 30, 2010)

This report reflects incident responses for all jurisdictions of the South County Fire Authority during the first quarter of Fiscal Year 2010/2011. It includes fire department responses for the City of Tracy, the Tracy Rural Fire Protection District, and the town of Mountain House.

Tables and charts display the numbers of incidents occurring in each jurisdiction of the South County Fire Authority, responses per company, the total number of incidents for the past year, response performance, and a summary of the major fires that have occurred to date during the first quarter of Fiscal Year 2010/2011.

Incidents by Type – First Quarter FY 2010-2011

The following table displays the percentage of incident types dispatched in each jurisdiction of the South County Fire Authority during the first quarter of Fiscal Year 2010/2011.

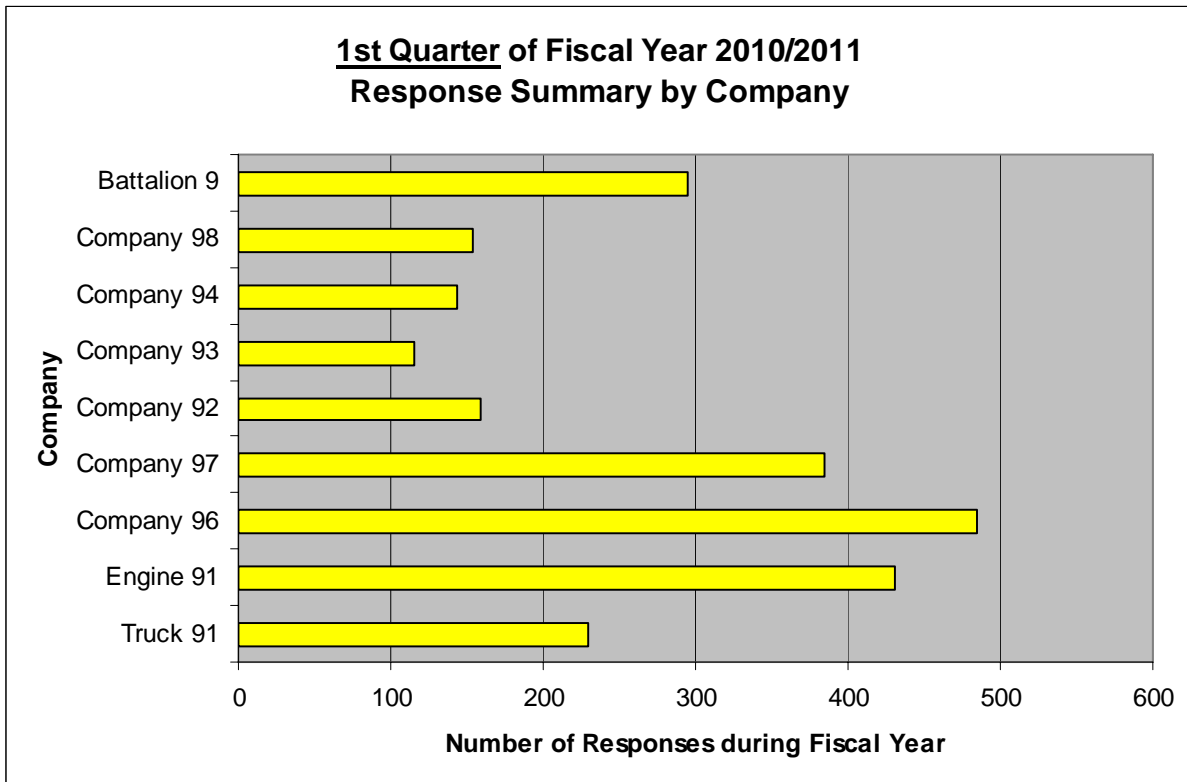
Call Type	City	Rural	Mt. House	Freeway	Other	TOTALS
Fires	7.6%	38.5%	7%	32%	42%	16%
EMS/Rescue	71.9%	45.5%	69%	60%	49%	66%
Hazardous Condition	3.9%	6.5%	5%	4%	6%	4%
Service	5.7%	2.6%	13%	2%	0%	5%
Alarm	8.9%	6.1%	4%	0%	1%	7%
Other	2.1%	0.9%	2%	3%	3%	2%
TOTALS	1024	231	85	117	72	1529
Percentage of Total	67%	15%	6%	8%	5%	

Responses by Company of the South County Fire Authority

This table shows the number of responses that each fire unit was attached to during the first quarter of fiscal year 2010/2011. These responses incorporate multiple units that have responded to a single incident.

<u>Company</u>	<u>City</u>	<u>Rural</u>	<u>Mt. House</u>	<u>Freeway</u>	<u>Other</u>	<u>TOTALS</u>
Truck 91	167	42	2	17	1	229
Engine 91	351	55	3	20	2	431
Company 96	377	44	3	52	9	485
Company 97	300	65	0	17	2	384
Company 92	51	50	0	38	20	159
Company 93	6	67	0	35	8	116
Company 94	29	52	12	18	32	143
Company 98	11	39	78	13	13	154
Battalion 9	109	98	7	73	8	295
TOTALS	1401	512	105	283	95	2396
Percentage of Total	58%	21%	4%	12%	4%	100%

The chart below displays the number of responses per company during the first quarter of Fiscal Year 2010-2011. The data for this bar chart is from the table above.



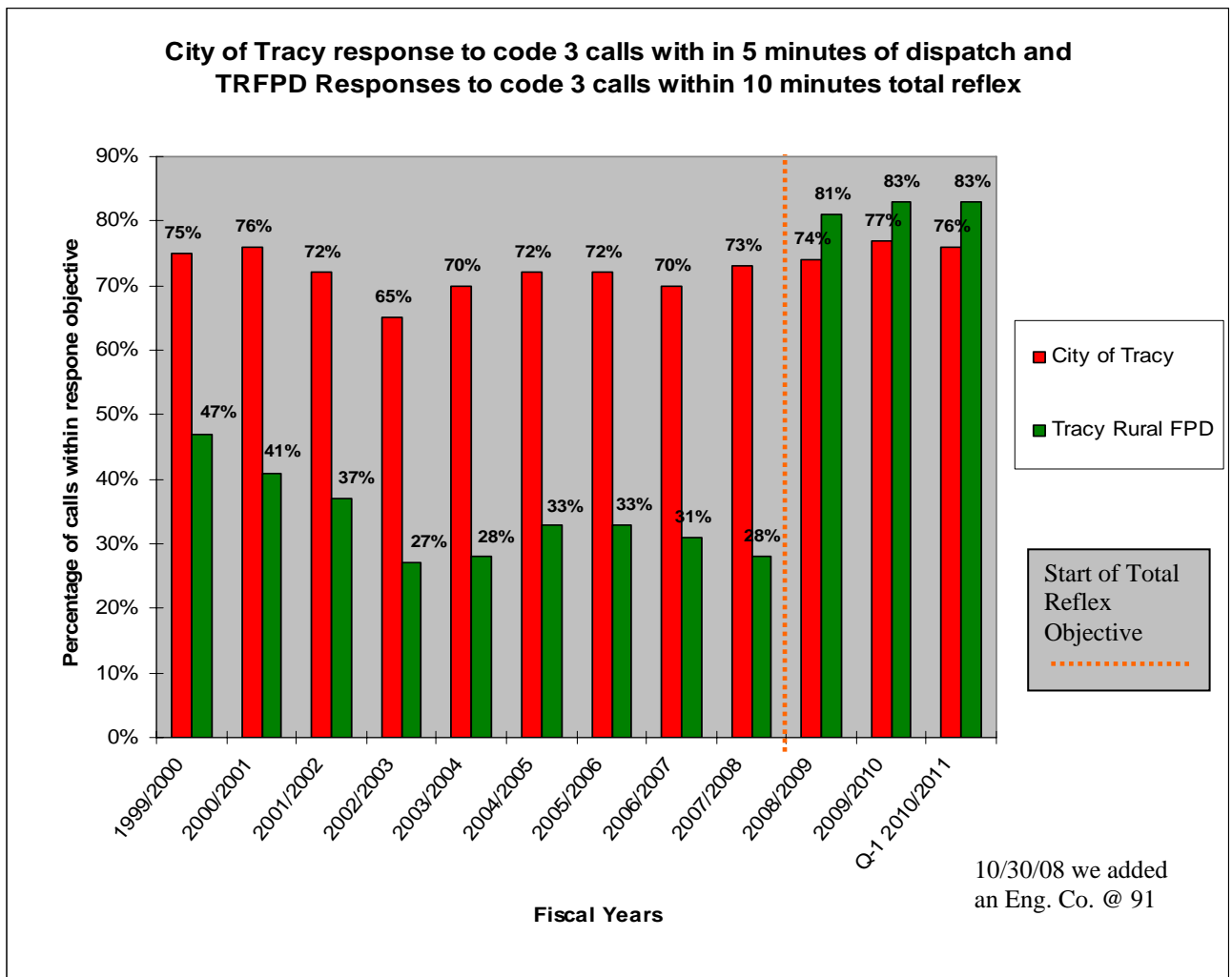
Response Performance

The following charts display the Fire Department’s ability to meet response objectives for each of the past eleven fiscal years and the first quarter of Fiscal Year 2010/2011.

In April 2008 the South County Fire Authority modified its “first-due” response objectives. The following are the “first-due” response objectives for the City of Tracy and the Tracy Rural Fire Protection District:

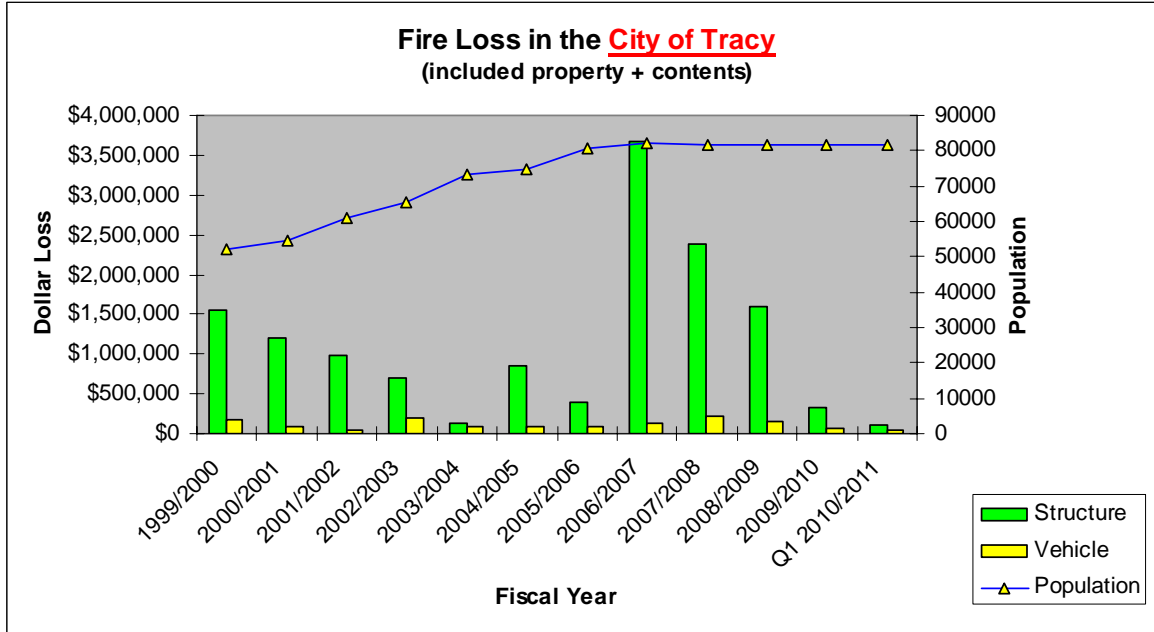
City of Tracy: *“The first-due unit shall, at critical emergencies, respond within 6.5 minutes of the time the call is received at the primary Public Safety Answering Point (PSAP) 90% of the time, in the City.”*

Tracy Rural FPD: *“The first-due unit shall, at critical emergencies, respond within 10 minutes of the time the call is received at the primary Public Safety Answering Point (PSAP) 90% of the time, in the Rural.”*

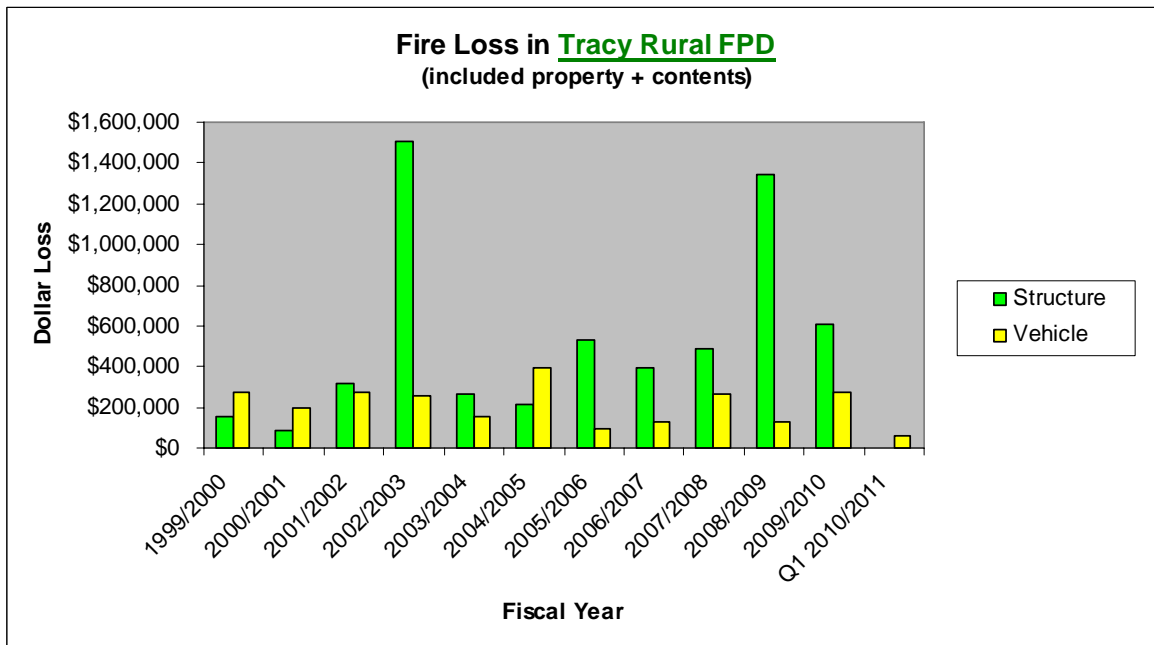


Structure Fire Dollar Loss

During the first quarter of Fiscal Year 2010/2011 the Fire Department was dispatched to nine structure fires within the City Limits of Tracy. Six of those turned out to be actual structure fires and four of those had a combined property and content loss greater than \$10,000. The most significant were two residential structure fires, 129 E. 7th St. and 3994 Tropaz Ln.



The Fire Department was dispatched to three structure fires in the Tracy Rural Fire Protection District during the first quarter of Fiscal Year 2010/2011. All three were small fires that were easily controlled. However, a family was left homeless after a water heater closet burned at 5643 Canal Blvd. on September 26, 2010.



Structure Loss

The following table lists the most significant dollar loss structure fires that occurred during the first quarter of fiscal year 2010/2011. This list includes only fires with over \$10,000 in combined property and content loss.

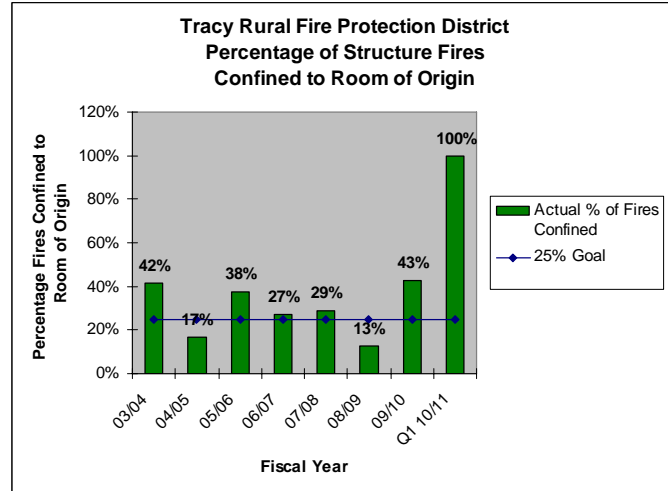
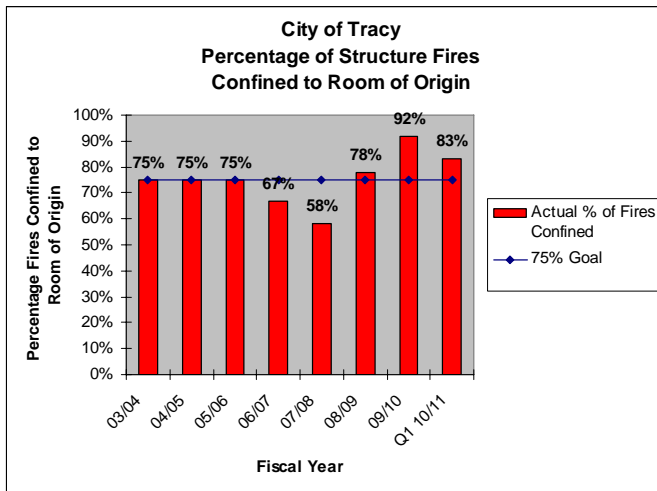
City of Tracy Structure Fire Loss			Tracy Rural FPD Structure Fire Loss		
Date	Address	Dollar Loss	Date	Address	Dollar Loss
7/22/2010	129 E. 7th St.	\$35,000		No fires over \$10K in loss	
7/27/2010	950 W. Grantline Rd.	\$25,000			
8/9/2010	3994 Tropaz Ln.	\$30,000			
9/30/2010	30 N. Central Ave.	\$17,500			

“Moderate Risk” Structure Fires Confined to Room of Origin

The majority of structure fires in the South County Fire Authority occur in residential structures. When an effective response force can be assembled to safely mitigate these types of fires, the outcome is usually positive. The following are the South County Fire Authority Moderate risk structure fire objectives:

- *To confine “moderate risk” structure fires to the room of origin or less 75% of the time in the City.*
- *To confine “moderate risk” structure fires to the room of origin or less 25% of the time in the District.*

Additional resources have helped firefighters assemble an effective response force at residential structure fires. On October 30, 2008 an engine company was added at Station 91. The following charts display the percentage of structure fires confined to the room of origin or less since Fiscal Year 2003/2004.



Queuing

Queuing is a term used to describe the occurrence of simultaneous calls in one fire company's first-due area. When simultaneous calls are dispatched in one company's first-due area, a response from another company is required. This pulls resources from another area thus creating a void in the service delivery system and potentially creating a delay in response. A certain level of queuing is anticipated for fire department units relative to a static response system. Acceptable queuing ranges from zero to twelve percent (0% to 12%). In 2006/2007 Station 91's first-due area has had the most obvious queuing issue; at the close of Fiscal Year 2006/2007 17% of Station 91's calls were handled by other companies.

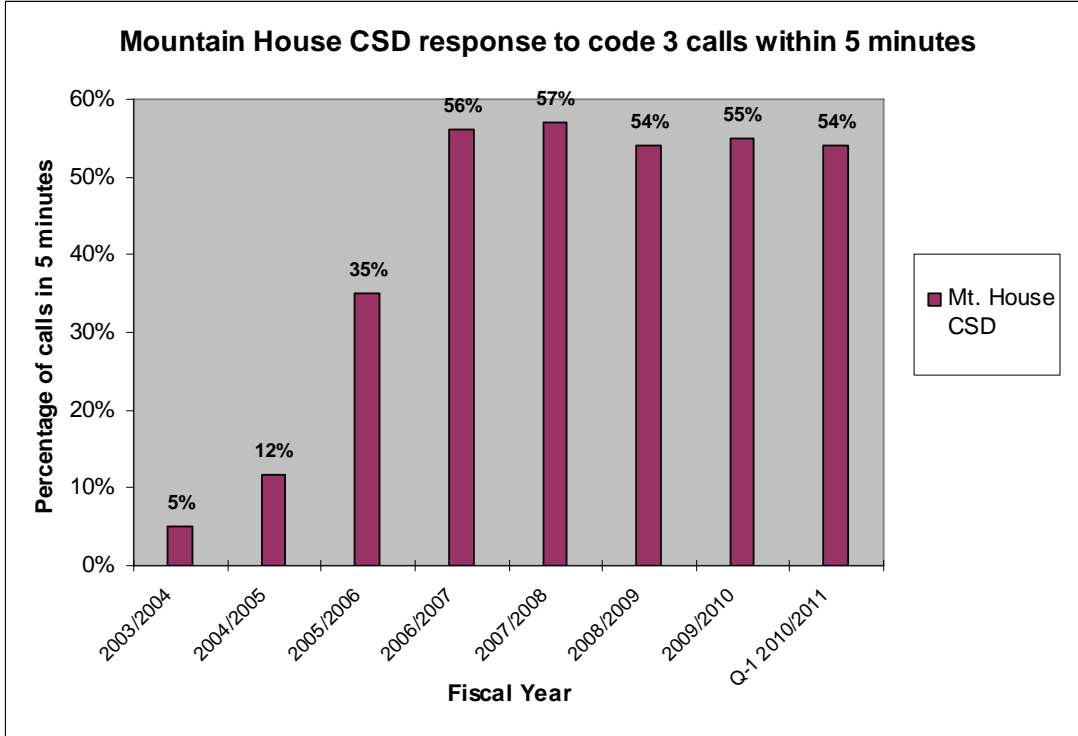
Queuing has improved to acceptable levels since an additional engine company was housed at Station 91 on October 30, 2008. The following table displays the queuing percentages in each fire station's response area since Fiscal Year 2006/2007.

South County Fire Authority Queuing

Station Response Area	% of incidents handled by non-first due 2006/2007 (from SOC report)	% of incidents handled by non-first due FY 2008/2009	% of incidents handled by non-first due FY 2009/2010	% of incidents handled by non-first-due <u>Q-1</u> FY 2010/2011
91	17%	8%	8%	6%
92	9%	10%	8%	3%
93	6%	6%	3%	2%
94	14%	15%	9%	6%
96	11%	10%	8%	8%
97	10%	9%	6%	7%
98	13%	5%	3%	3%

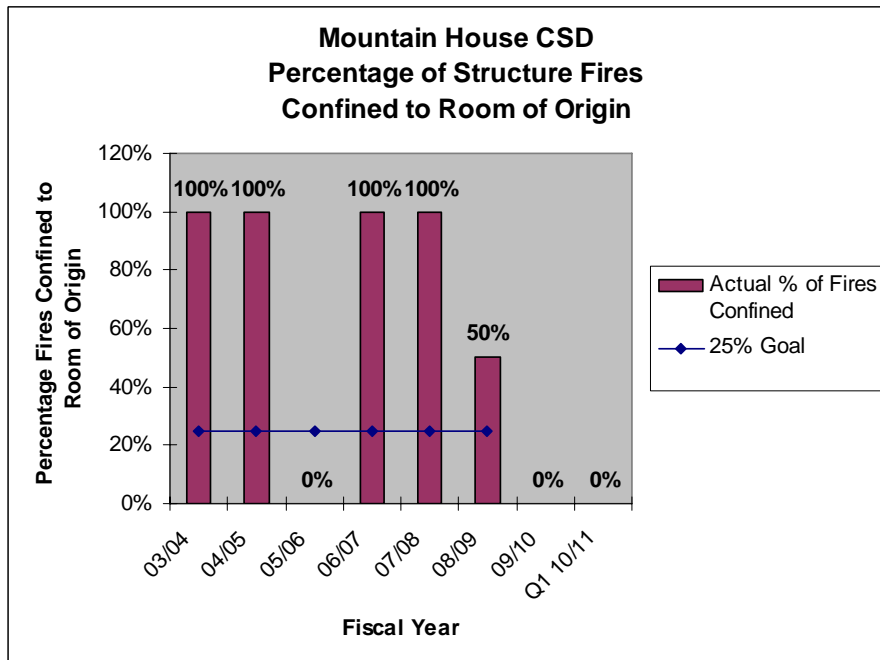
Mountain House Community Services District Response Performance

The charts below display the Mountain House Community Services District response performance and the percentage of “moderate risk structure fires confined to the room of origin or less since the 2003/2004 Fiscal Year.



“Moderate Risk” Structure Fires Confined to Room of Origin

(There was only 1 moderate risk structure fire during FY 09/10 and none in the first quarter of FY 10/11)



Total Number of Incidents per Fiscal Year (1999-2000 through 2008/2009)

This chart shows the numbers of incidents by jurisdiction in the South County Fire Authority since fiscal year 2001/2002.

