

NOTICE OF REGULAR MEETING

Pursuant to Section 54954.2 of the Government Code of the State of California, a Regular meeting of the **SOUTH COUNTY FIRE AUTHORITY** is hereby called for:

Date/Time: **Tuesday, July 19, 2011, 5:30 p.m.**
(or as soon thereafter as possible)

Location: **Council Chambers, City Hall**
333 Civic Center Plaza, Tracy

Government Code Section 54954.3 states that every public meeting shall provide an opportunity for the public to address the South County Fire Authority on any item, before or during consideration of the item, however no action shall be taken on any item not on the agenda.

1. Call to Order
2. Roll Call
3. Items from the Audience - *In accordance with Procedures for Preparation, Posting and Distribution of Agendas and the Conduct of Public Meetings, adopted by Resolution 2008-140 any item not on the agenda brought up by the public at a meeting, shall be automatically referred to staff. If staff is not able to resolve the matter satisfactorily, the member of the public may request a Board Member to sponsor the item for discussion at a future meeting.*
4. Approval of Minutes
5. ACCEPT A REPORT ON THE SOUTH COUNTY FIRE AUTHORITY EMERGENCY RESPONSE PERFORMANCE FOR FISCAL YEAR 2010-2011
6. POSTPONEMENT OF ADOPTION OF THE FY 11-12 BUDGET FOR THE SOUTH COUNTY FIRE AUTHORITY
7. Items from the Audience
8. Adjournment



Chairperson

Posted: July 14, 2011

The City of Tracy is in compliance with the Americans with Disabilities Act and will make all reasonable accommodations for the disabled to participate in public meetings. Persons requiring assistance or auxiliary aids in order to participate, should call City Hall (209-831-6000), at least 24 hours prior to the meeting.

Any materials distributed to the majority of the South County Fire Authority regarding any item on this agenda will be made available for public inspection in the City Clerk's office located at 333 Civic Center Plaza, Tracy, during normal business hours

April 19, 2011, 5:00 p.m.

Council Chambers, 333 Civic Center Plaza

Web Site: www.ci.tracy.ca.us

1. Call to Order – Chairperson Ives called the meeting to order at 5:00 p.m.
2. Roll Call – Roll call found Directors Abercrombie, Muniz and Chairperson Ives present. Director Reece absent.
3. Items from the Audience - None.
4. Approval of Minutes – It was moved by Director Abercrombie and seconded by Chairperson Ives to adopt the regular meeting minutes of January 18, 2011. Voice vote found Director Abercrombie and Chairperson Ives in favor. Director Muniz abstained. Director Reece absent. Motion carried: 2:0:1:1.
5. APPROVE AMENDMENT NO. 3 TO THE AGREEMENT BETWEEN THE CITY OF TRACY AND THE SOUTH COUNTY FIRE AUTHORITY FOR PROVISION OF FIRE SERVICES TO THE AUTHORITY'S JURISDICTIONAL AREA AND AUTHORIZE THE BOARD CHAIRPERSON TO SIGN THE AMENDMENT – Dave Bramell, Fire Division Chief, presented the staff report. The City of Tracy and the South County Fire Authority entered into an Agreement for Provision of Fire Services to the Authority's Jurisdictional Area (Fire Services Agreement) on September 7, 1999. The original agreement has two amendments. The first amendment added the Mountain House Community Services District (MHCS D) to the jurisdictional area of the SCFA. Amendment No. 2 added the Delta Island School north of Tracy to the jurisdictional area of the SCFA.

Amendment No. 3 incorporates the first two amendments by reference. Amendment No. 3 will define the jurisdictional area of the SCFA to include the City, Tracy Rural Fire District and MHCS D. Amendment No. 3 will also clarify the responsibility of maintaining public liability and property insurance. The amendment further updates the correct noticing locations for the contractor and the SCFA.

Amendment No. 3 will summarize services as defined in "Article II Services" of the Provision of Fire Services to the Authority's Jurisdictional Area Agreement. The existing Article II defines in detail the services provided within the jurisdictional area of the SCFA. The existing language presents some challenges in that the performance objectives adopted by the SCFA differ from language in the existing agreement. The proposed language is all encompassing and will provide flexibility should the SCFA adopt or modify performance objectives in the future.

Staff recommended the Board of Directors approve Amendment No. 3 to the Agreement for the Provision of Fire Services to the Authority's Jurisdictional Area and authorize the Board Chairperson to sign the amendment.

Robert Tanner, 1371 Rusher Street, addressed the Authority regarding the performance times for confining fires to room of origin in Tracy area 75% of the time and in the rural 25% of the time. Mr. Tanner stated the performance times were very achievable. The response times are now faster. Mr. Tanner asked why confining moderate risk structure fires to the room of origin for the City is not at 100%, and the rural area at 50%. Mr. Tanner added that those percentages seem achievable and wondered why the bar is being lowered and the Authority is not aiming for a better standard.

Chairperson Ives asked Mr. Tanner if he was referring to Agenda Item No. 6. Mr. Tanner responded he was referring to the January 18, 2011, minutes included in the agenda packet. Chairperson Ives stated Mr. Tanner's question will be addressed under Agenda Item 6.

Director Abercrombie stated that as Division Chief Bramell pointed out, the approval of the amendment went to Council first, then to Rural and then to the JPA. Previously, the approval process had gone to Rural, then the JPA, and then to Council. Director Abercrombie indicated there did not seem to be a consistent flow for the approval of agreements. Director Abercrombie further stated he felt the agreement should be reviewed by the JPA first.

Bill Sartor, Assistant City Attorney, responded that when the Prepaid Services Agreement was being prepared and when staff had everyone together, the agreements were presented at the same time. Amendment No. 3 consisted of minor housecleaning and is between the City and the SCFA for the provisions. SCFA was not a party to the Prepaid Services Agreement. It was a matter of timing for this particular agreement.

Director Abercrombie stated he understood but the agreement approval process seems different each time.

It was moved by Director Abercrombie and seconded by Director Muniz to adopt SCFA Resolution 2011-002 approving Amendment No. 3 to the agreement between the City of Tracy and the South County Fire Authority for provision of fire services to the Authority's jurisdictional area and authorizing the Chairperson to sign the amendment. Voice vote found all in favor; passed and so ordered. Director Reece absent. Motion carried: 3:0:1.

6. **ACCEPT AND FILE THE THIRD QUARTER 2010/2011 RESPONSE PERFORMANCE REPORT** – Dave Bramell, Fire Division Chief, presented the staff report. The department continuously strives to meet its "first-due" response time performance objectives and its goal to assemble an effective response force at working structure fires.

There were a total of 1,276 incidents in the South County Fire Authority (SCFA) during the third quarter of fiscal year 2010/2011. When compared to the same quarter last fiscal year, the total call volume for the quarter was down by 8.9% in the City, 4% in the Tracy Rural Fire Protection District (TRFD) and 20% in the Mountain House Community Services District (MHCS). Call volume has gone up by 34% on area freeways.

The most frequent incident response type across the jurisdiction remains emergency medical service calls. Medical-aid responses comprised 73% of the total call volume for

the quarter. The second most frequent incident type was alarms (8%) followed by fires at 7% respectively.

During the third quarter of FY 2010/2011 the department responded to 74% of all emergency calls in the City within 5 minutes. The response performance was the same in the second quarter but down 2% from the first quarter. The response performance in the Rural area was 85% in the quarter, an increase of 3% from the previous quarter total.

Response performance in the MHCSO was up 6% from the second quarter. For the first three quarters of Fiscal Year 2010/2011 combined, units arrived at calls within 5 minutes 47% of the time. Last quarter it was stated that as the MHCSO area develops to the north, the department may see a decline in response performance until a second facility is operational in the community.

During the evaluation period, the department was dispatched to a total of 40 structure fires. The most significant dollar loss fire was \$10,500 and occurred in the Rural area. There were 11 working structural fires in the City during the third quarter. The total dollar loss from structural fires in the City was \$33,740 with no single fire loss greater than \$6,000. There was one mattress fire in the MHCSO during the evaluation period.

The department's performance objective to confine moderate risk structure fires to the room of origin 75% of the time in the City and 25% of the time in the Rural was achieved during the evaluation period. The objective measures operational effectiveness once units arrive on the scene of a working structural fire. For the first three quarters of this fiscal year, the department confined working moderate risk structure fires to the room of origin or less 88% of the time in the City and 100% of the time in the Rural.

Call queuing is measured to determine the number of times simultaneous incidents occur in one fire company's first-due area. The third quarter statistics illustrate the department continues to see an improvement in call queuing in nearly all areas. The response performance presented by staff included only the time segments of turnout time and travel time. This is done to present comparative data relative to system changes made in 2008 as a result of the Standards of Response Coverage Study.

In 2008 the South County Fire Authority modified its first-due objectives to include the total response time. In the Tracy Rural area the total response time objective included a one minute-thirty second alarm handling time, a one minute turnout time and a seven minute-thirty second travel time (total response time 10:00). In the City the total response time objective was a one minute-thirty second alarm handling time, a one minute turnout time and a four minute travel time (total response time 6:30).

The department continues to evaluate best practices for analyzing and presenting response data. The fire service continues to seek appropriate benchmarks for all components of emergency response. Future response reports will reflect the most recently adopted performance objectives of the Authority. This will include each segment of response performance including alarm handling time from the secondary public safety answering point (PSAP), turnout time, and travel time.

Staff recommended that the South County Fire Authority accept the Third Quarter 2010/2011 Response Report

Director Abercrombie asked if the percentages were provided to assist with making decisions. Director Abercrombie also requested confirmation that no fines were imposed if certain requirements were not met. Division Chief Bramell responded there is no fine imposed. Previously in the Standards of Cover Report, staff had to re-evaluate the goals set, which were 5 minutes 95% of the time. That goal was not obtainable and not the industry norm. Staff would like to present that data based on best practices. The data is to assist with making informed decisions on what service to provide.

Director Abercrombie asked staff if they knew what the standards were for the rural areas of Lathrop and Manteca for confining moderate risk structure fires to room of origin. Division Chief Bramell responded he was not certain what standard the rural areas of Lathrop and Manteca were using as a performance objective. Division Chief Bramell added that typically a 5 minutes response time is used. Some jurisdictions look at averages. The industry is changing to look at the 90th percentile. The City's total response time of 6:30 is based on National Fire Protection Association (NFPA) standards. As far as confining to room of origin, Division Chief Bramell did not know if Manteca and Lathrop jurisdictions model those standards.

Director Abercrombie stated the goal is obviously 100% whether it is in writing or not.

Fire Chief Al Nero responded that was correct. There are no fines imposed for not meeting a goal. The goal is established by the City of Tracy and the Authority. Chief Nero stated most fire departments do not have those kinds of goals. It was admirable that the City does.

It was moved by Director Abercrombie and seconded by Director Muniz to accept the South County Fire Authority Third Quarter Fiscal Year 2010/2011 Response Report. Voice vote found all in favor; passed and so ordered. Director Reece absent. Motion carried: 3:0:1.

7. Items from the Audience - None
8. Adjournment – It was motioned by Director Abercrombie and seconded by Director Muniz to adjourn. Voice Vote found all in favor; passed and so ordered. Director Reece absent. Time: 5:20 p.m.

The above are summary minutes. The above agenda was posted at Tracy City Hall on April 14, 2011.

Attest:

Chairperson

Secretary

AGENDA ITEM 5

REQUEST

ACCEPT A REPORT ON THE SOUTH COUNTY FIRE AUTHORITY EMERGENCY RESPONSE PERFORMANCE FOR FISCAL YEAR 2010-2011

EXECUTIVE SUMMARY

The following report is a summary of all emergency response performance for the fiscal year 2010/2011 relative to established performance objectives and prior response history.

DISCUSSION

The Tracy Fire Department strives to meet its "first-due" response time performance objectives and its goal to assemble an effective response force at working structure fires. Measuring performance provides the department with analysis to determine response effectiveness and efficiency in delivering emergency service.

Fiscal Year 2010/2011 Performance

There were a total of 5,570 incidents in the South County Fire Authority (SCFA) during the fiscal year 2010/2011. When compared to last fiscal year, the total call volume for the South County Fire Authority was down 2.6%. Looking at each jurisdiction in the SCFA, the number of incidents was down by 2.6% in the City, 7.9% in the Tracy Rural Fire Protection District (TRFD), and by 8.1% in other areas where mutual aid was provided. Call volume remained the same in the Mountain House Community Services District (MHCSD) while the number of incidents on area freeways increased by 12.5%.

The most frequent incident response type across the jurisdiction remains emergency medical service calls. Medical-aid responses comprised 71% of the total call volume for the fiscal year. The second most frequent incident type was alarms (10%) followed by fires at 8% respectively.

The number of structure fires in each jurisdiction remains similar to last fiscal year. However, the amount of loss from structure fires is down significantly when compared to the past five year averages. In the City the five year dollar loss average from structure fires is \$1,676,145. In the TRFD the five year dollar loss average from structure fires is \$571,145. During fiscal year 2010/2011 structure fire property loss was \$392,591 in the City and \$32,848 in the TRFD.

During fiscal year 2010/2011 the department responded to 74% of all emergency calls in the City within 5 minutes. This is down 3% from 2009/2010. The TRFD response performance for this same period decreased from 83% to 81%.

Fiscal year 2010/2011 response performance in the Mountain House Community Services District was down 7% compared to last fiscal year. We arrived at calls within 5

minutes 48% of the time. A drop in response performance has been anticipated in the MHCSO area as development occurs to the north.

The Evolution of Performance Measurement

The methodology behind performance measurement continues to evolve in today's fire service. Fire service agencies have based performance upon national standards such as the National Fire Protection Association's (NFPA) Standard 1710 and recommendations from the Commission on Fire Accreditation International (CFAI). The 2007 Tracy Fire Department Standards of Response Coverage Study was based upon NFPA 1710.

The growing fire service standard is to report response performance in a manner that presents all components of response time. All components of response time include "Alarm Handling Time", "Turnout Time", "Travel Time" and the sum of those three, "Total Reflex Time". Analyzing each component of response time allows an agency to focus efficiency efforts on the area most in need of improvement. This type of analysis also illustrates the specific areas where performance is at or better than standard.

Another growing trend is to further analyze response data based upon risk. The CFAI desires the latest Standards of Cover Studies, as well as a jurisdiction's adopted response objectives, to include response time baselines and benchmarks for each type of risk (EMS, Fire, Technical Rescue, Haz-mat, etc.).

The concept of total reflex time was adopted by the SCFA after the 2007 Standards of Response Coverage report. The response performance graph presented on page 3 of the attached annual report, illustrates performance in the City based only upon the turnout and travel time objective of 5 minutes. This has been done to illustrate the improvements in performance relative to the addition of Engine 91 to Station 91 in October of 2008.

The attached annual report illustrates the type of analysis recommended by the CFAI utilizing the concept of benchmarks and baselines on pages 10 and 11. Benchmarks are the desired level of service and baselines are the lower end of the acceptable best practices range (established by the CFAI). The 90th percentile time means that for a set of values at least ninety percent (90%) of them are less than or equal to the time displayed.

Staff intends to bring an agenda item to the October 18, 2011 meeting of the SCFA to discuss performance measures and best practices related to analyzing fire department emergency response data.

FISCAL IMPACT

There is no fiscal impact related to accepting this report.

RECOMMENDATION

Staff recommends the Board of Directors accept the South County Fire Authority Annual Response Performance Report

Prepared by: David A. Bramell, Fire Division Chief

Reviewed by: Al Nero, Fire Chief

Approved by: Leon Churchill, Jr., Executive Director

Attachment – South County Fire Authority Annual Response Performance Report

South County Fire Authority Annual Response Performance Report

Fiscal Year 2010/2011 (July 1, 2010 through June 30, 2011)

This report reflects incident responses for all jurisdictions of the South County Fire Authority during Fiscal Year 2010/2011. It includes fire department response for the City of Tracy, the Tracy Rural Fire Protection District, and the town of Mountain House.

Tables and charts display the numbers of incidents occurring in each jurisdiction of the South County Fire Authority, responses per company, the total number of incident for the past year, response performance, and a summary of the major fires that have occurred to date during Fiscal Year 2010/2011. A new section in this report displays each of the components of response time.

Incidents by Type – Fiscal Year 2010/2011

The following table displays the percentage of incident types dispatched in each jurisdiction of the South County Fire Authority during Fiscal Year 2010-2011.

Call Type	City	Rural	Mt. House	Freeway	Other	TOTALS
Fires	5.9%	19.6%	7%	26%	30%	10%
EMS/Rescue	74.8%	61.5%	74%	61%	61%	71%
Hazardous Condition	3.5%	7.3%	3%	6%	3%	4%
Service	5.4%	3.5%	10%	4%	0%	5%
Alarm	9.6%	7.4%	5%	1%	4%	8%
Other	0.9%	0.6%	1%	2%	1%	1%
TOTALS	3863	795	305	376	231	5570
Percentage of Total	69%	14%	5%	7%	4%	

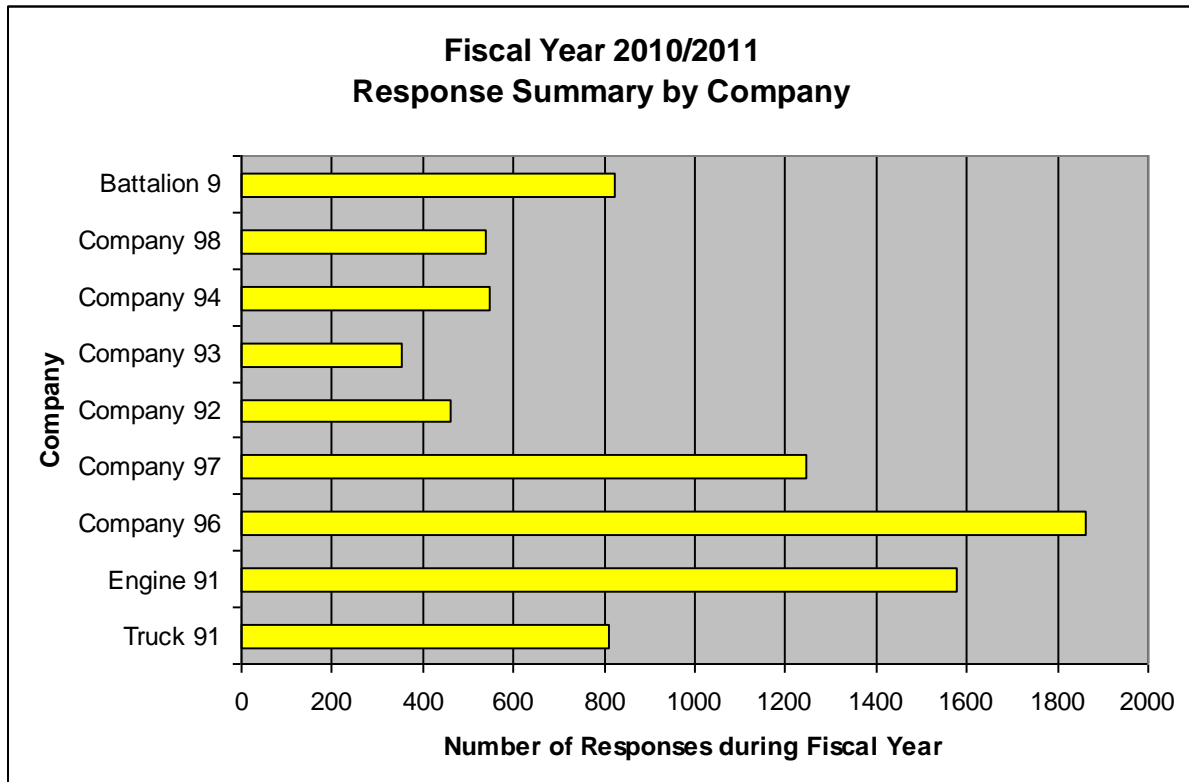
(Initial Dispatch Code)

Responses by Company of the South County Fire Authority

This table shows the number of responses that each fire unit responded to during Fiscal Year 2010/2011. These responses incorporate single unit or multiple units that have responded to a single incident.

<u>Company</u>	<u>City</u>	<u>Rural</u>	<u>Mt. House</u>	<u>Freeway</u>	<u>Other</u>	<u>TOTALS</u>
Truck 91	640	102	10	55	3	810
Engine 91	1323	131	22	88	14	1578
Company 96	1507	133	15	177	31	1863
Company 97	974	190	5	71	5	1245
Company 92	153	156	0	105	49	463
Company 93	41	199	0	93	22	355
Company 94	122	201	34	97	95	549
Company 98	62	94	289	49	44	538
Battalion 9	335	215	26	225	23	824
TOTALS	5157	1421	401	960	286	8225
Percentage of Total	63%	17%	5%	12%	3%	100%

The chart below displays the number of responses per company during Fiscal Year 2010/2011. The data for this bar chart is from the table above.



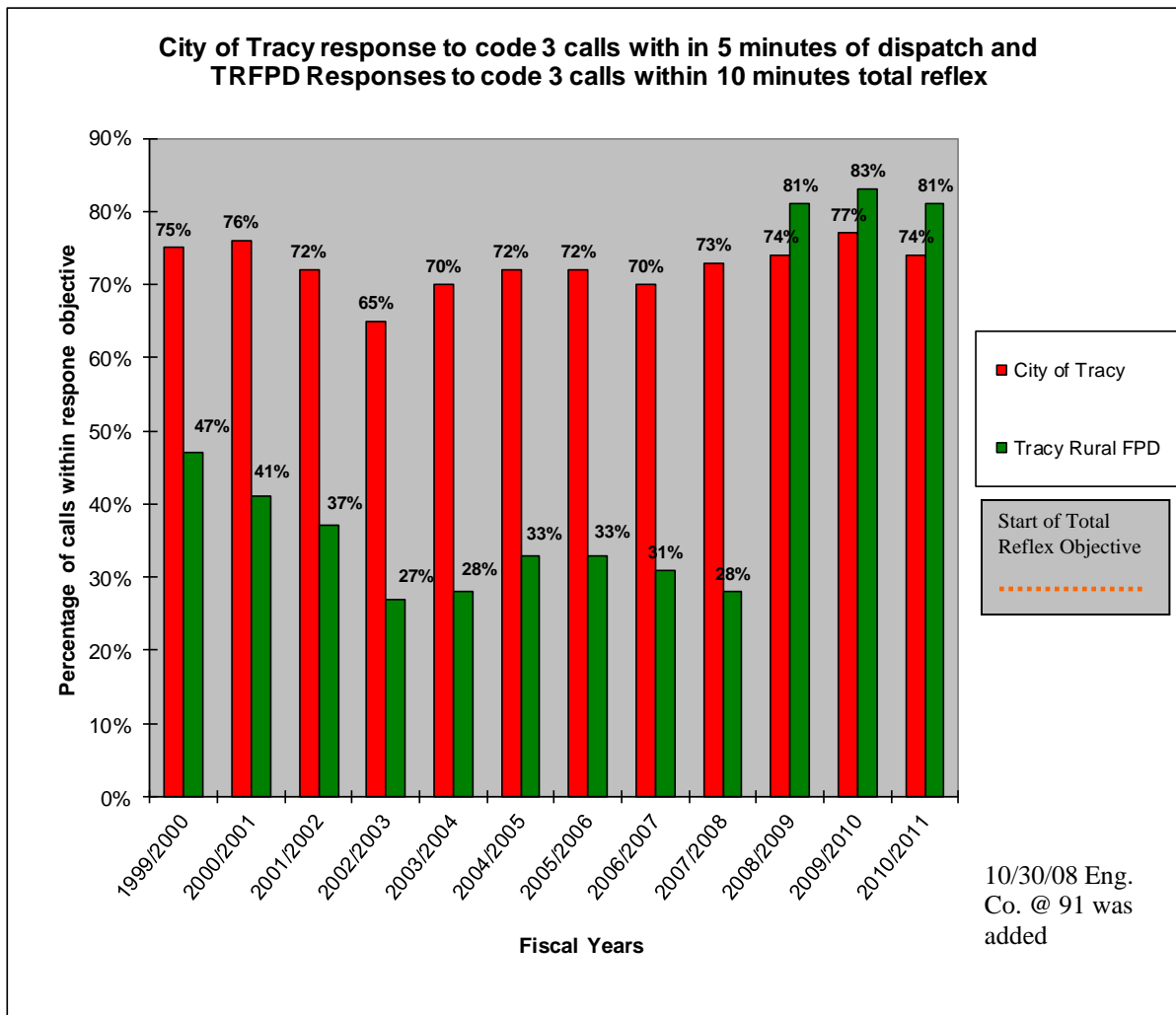
Response Performance

The following charts display the Fire Department’s ability to meet response objectives for each of the past eleven fiscal years.

On April 15, 2008 South County Fire Authority Board approved the modification of response objectives. The following objectives were approved:

City of Tracy: *“The first-due unit shall, at critical emergencies, respond within 6.5 minutes of the time the call is received at the primary Public Safety Answering Point (PSAP) 90% of the time, in the City.”*

Tracy Rural FPD: *“The first-due unit shall, at critical emergencies, respond within 10 minutes of the time the call is received at the primary Public Safety Answering Point (PSAP) 90% of the time, in the City.”*

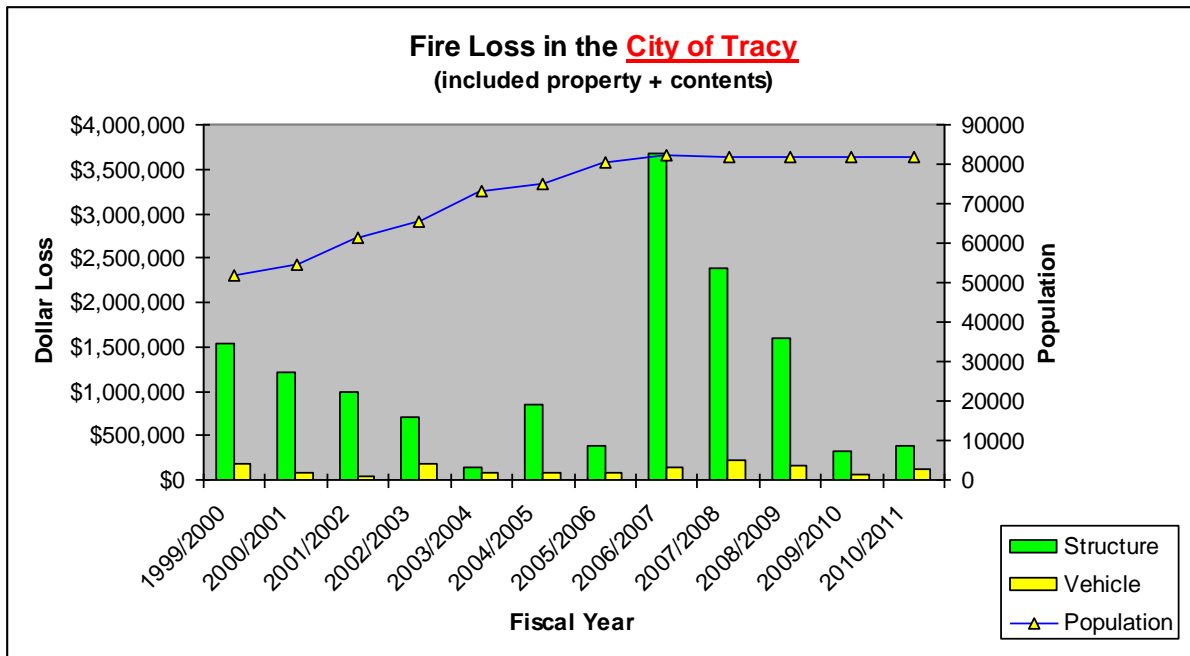


City of Tracy - Fire Loss

During Fiscal Year 2010/2011 the Fire Department was dispatched to 103 structure fires within the City Limits of Tracy. Thirty-one of those turned out to be actual structure fires and 89% of the fires in residential occupancies (15 of 18) were confined to at least the room of origin.

The most significant structure fire during Fiscal Year 2010/2011 was a residential fire at 3344 Ernest Dr. on November 18, 2010 (\$219,000 in total property and content loss).

Total structure fire loss in the City of Tracy during Fiscal Year 2010/2011 was \$392,591. The average annual structure fire loss in the City for the past five years was \$1,676,145.



City of Tracy - High Value Structure Loss

The following table lists the major structure fires that occurred in the City of Tracy during the Fiscal Year 2010/2011. This list includes only fires with over \$10,000 in combined property and content loss.

City of Tracy Structure Fire Loss

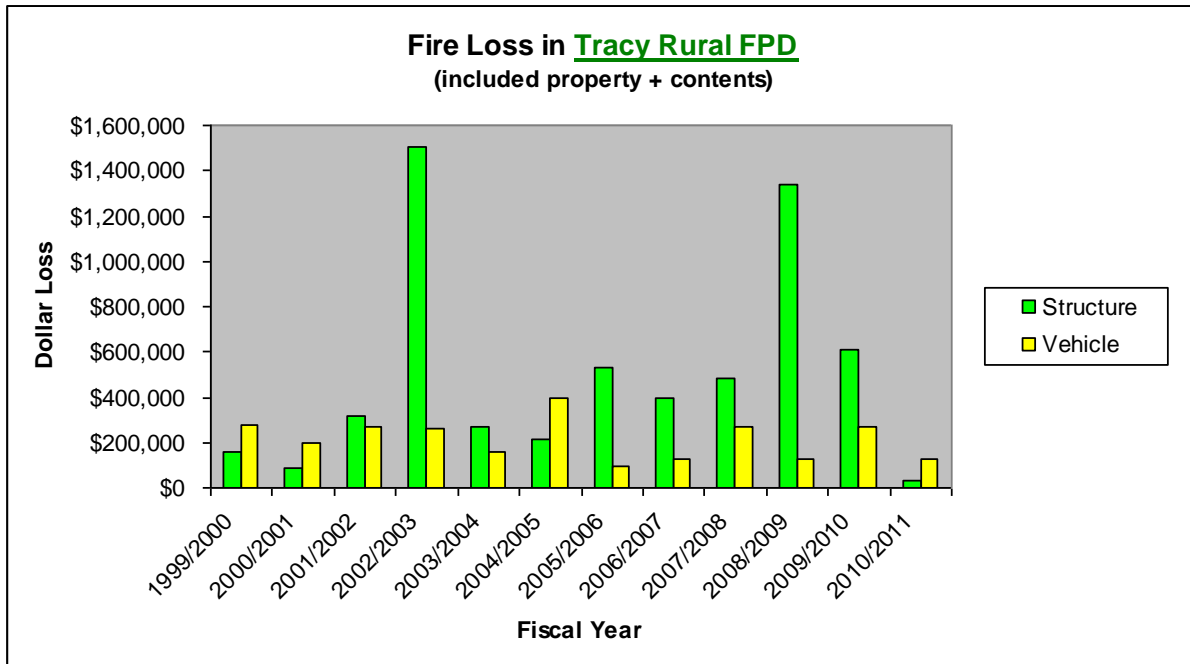
<u>Date</u>	<u>Address</u>	<u>Dollar Loss</u>
7/22/2010	129 E. 7th St.	\$35,000
7/27/2010	950 W. Grantline Rd.	\$25,000
8/9/2010	3994 Tropaz Ln.	\$30,000
9/30/2010	30 N. Central Ave.	\$17,500
11/18/2010	3344 Ernest Dr.	\$219,000

Residential sprinklers controlled a two story home fire on June 20, 2011. The fire occurred at 1116 Rosette Ln. An occupant attempted to extinguish a kitchen fire with water which caused the fire to grow. The fire was then controlled by the sprinklers. The Fire Department arrived and helped clean up. Only \$9,000 in damage occurred.

Tracy Rural Fire Protection District - Fire Loss

During Fiscal Year 2010/2011 the Fire Department was dispatched to 22 structure fires in the Tracy Rural Fire Protection District. Nine of those turned out to be structure fires and 100% of the residential fires (6 of 6) were confined to at least the room of origin.

Total structure fire loss in the Tracy Rural Fire Protection District during Fiscal Year 2010/2011 was \$32,848. The average annual structure fire loss for the past five years was \$571,145.



Tracy Rural FPD - High Value Structure Loss

The following table lists the major structure fires that occurred in the Tracy Rural FPD during the Fiscal Year 2010/2011. This list includes only fires with over \$10,000 in combined property and content loss.

Tracy Rural FPD Structure Fire Loss

Date	Address	Dollar Loss
11/20/2010	11320 W. Mountain View Rd.	\$18,273
2/19/2011	7170 W. Linne Rd.	\$10,500

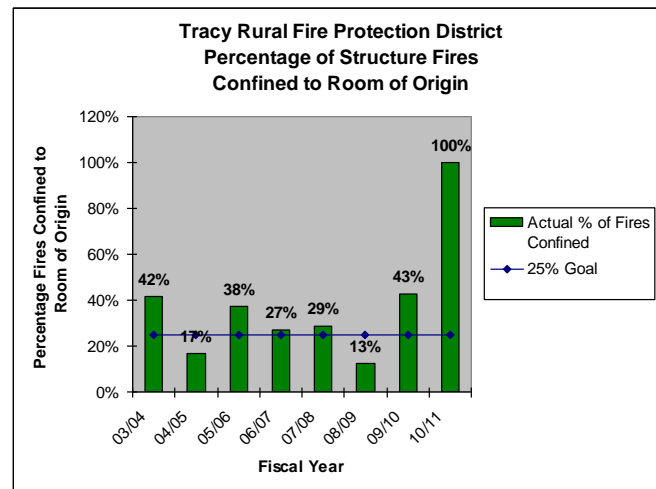
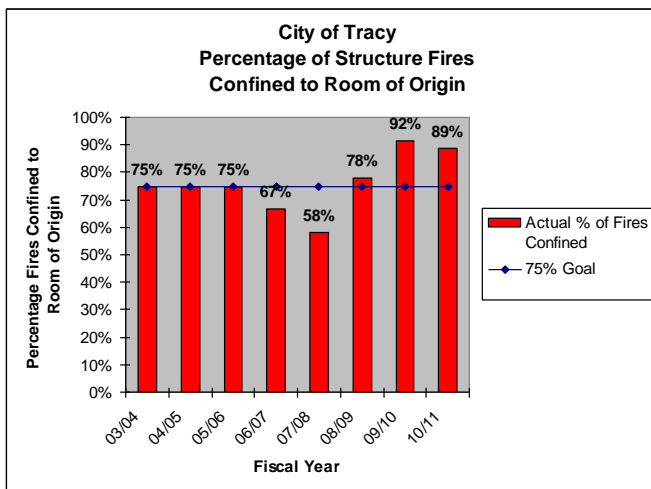
“Moderate Risk” Structure Fires Confined to Room of Origin

The majority of structure fires in the South County Fire Authority occur in residential structures. When an effective response force can be assembled to safely mitigate these types of fires, the outcome is usually positive. An effective response force for a “moderate risk” structure fire is 16 firefighters. The following are the South County Fire Authority Moderate risk structure fire response objectives:

- To confine “moderate risk” structure fires to the room of origin or less 75% of the time in the City.
- To confine “moderate risk” structure fires to the room of origin or less 25% of the time in the District.

The jurisdictions of the South County Fire Authority took measures to provide an effective response force at “moderate risk” structure fires by adding staffing and by establishing structure fire response objectives. On October 30, 2008 an engine company was added at Station 91. Since that time the percentage of structure fires confined to at least the room of origin in the City have gone up.

The following charts display the percentage of “moderate risk” or residential structure fires that were confined to the room of origin.



Queuing

Queuing is a term used to describe the occurrence of simultaneous calls in one fire company's first-due area. When simultaneous calls are dispatched in one company's first-due area, a response from another company is required. This pulls resources from another area thus creating a void in the service delivery system and potentially creating a delay in response. A certain level of queuing is anticipated for fire department units relative to a static response system.

In 2006/2007 Station 91's first-due area has had the most obvious queuing issue; 17% of Station 91's calls were handled by other companies. That number increased to 19% by the end of 2008.

Queuing has improved to acceptable levels over the past two fiscal years to below 10% at all stations in the South County Fire Authority.

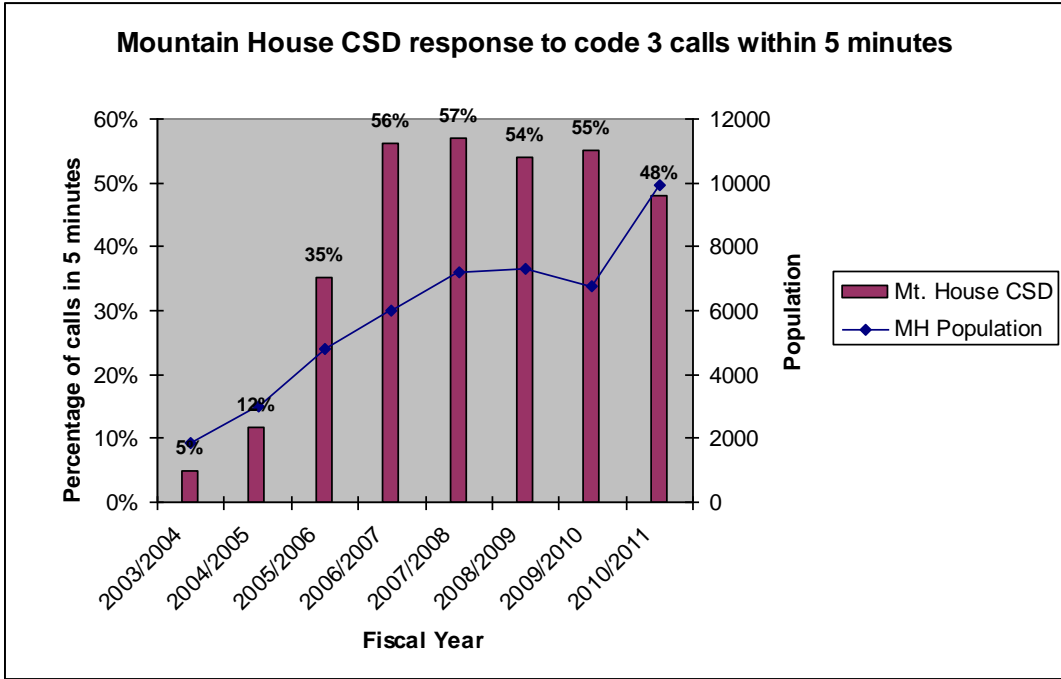
The following table displays the queuing percentages throughout the service delivery system during Fiscal Years 2006/2007 and the last two Fiscal Years.

South County Fire Authority Queuing

Station Response Area	% of incidents handled by non-first due 2006/2007 (from SOC report)	FY 2008/2009	FY 2009/2010	FY 2010/2011
91	17%	8%	8%	5%
92	9%	10%	8%	3%
93	6%	6%	3%	2%
94	14%	15%	9%	4%
96	11%	10%	8%	7%
97	10%	9%	6%	6%
98	13%	5%	3%	3%

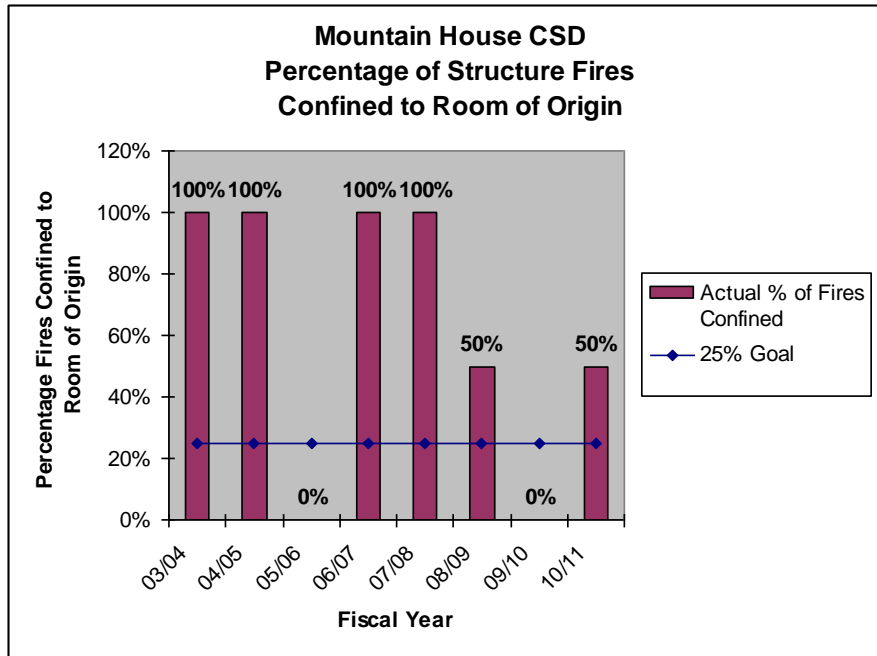
Mountain House Community Services District Response Performance

The charts below display the Mountain House Community Services District response performance and the percentage of “moderate risk: structure fires confined to the room of origin since the 2003-2004 Fiscal Year.



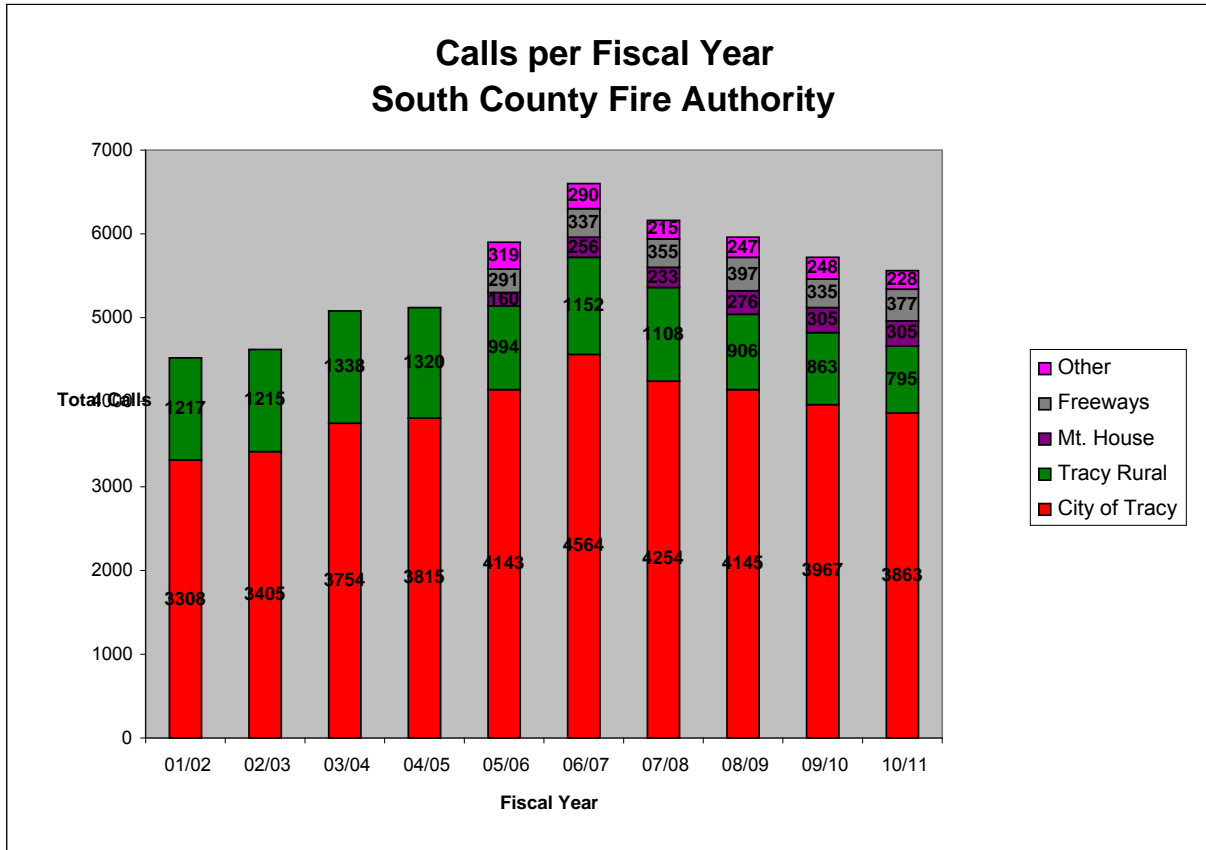
“Moderate Risk” Structure Fires Confined to Room of Origin

There were two structure fires in the Mountain House Community Services District during Fiscal Year 2010/2011. One was a mattress fire at 48 Brilloso Ln (March 5, 2011). The other was a garage fire at 777 Tradition St that caused an estimated \$150,300 in property and content damage (April 8, 2011).



Total Number of Incidents per Fiscal Year (1999/2000 through 2010/2011)

This chart shows the numbers of incidents that have occurred each fiscal year since 1999-2000. Comparing the number of incidents that occurred during Fiscal Year 2010/2011 to 2009-2010, the number incidents inside of the Tracy City limits dropped by 2.6%, Rural incidents dropped by 7.9%, and the number of Mutual Aid incidents was down 8.1%. The number of Mt. House incidents remained the same. Freeway incidents increased by 12.5%.



Components of Response Time

The following tables display each of the components of response, “call processing,” “turnout time,” “travel time,” and the sum of the three, “total reflex time.” There are two tables for the City and two for the Tracy Rural Fire Protection District that show time components for EMS calls, structure fires, and for all incident types. The upper table displays how the fire department has performed compared to our adopted response objectives or the “benchmark.” The lower table displays how the fire department has performed against “baselines.” A fire department wants to fall within the baseline and the benchmark.

Benchmarks are the desired level of service. Baselines are the lower end of the acceptable best practices range (established by the Commission on Fire Accreditation International). The 90th percentile time means that for a set of values at least ninety percent (90%) of them are less than or equal to the time displayed.

City of Tracy Response Performance

SCFA Existing Response Performance Objectives (<u>BENCHMARKS</u>)								
City of Tracy - Fiscal Year 2010/2011								
EMS Incidents		90th Percentile	Structure Fire Incidents		90th Percentile	All Incident Types		90th Percentile
Call Processing	10% @ 1:00	3:19	Call Processing	14% @ 1:00	3:16	Call Processing	13% @ 1:00	3:15
Turnout Time	41% @ 1:00	1:49	Turnout Time	19% @ 1:00	2:37	Turnout Time	67% @ 1:00	1:54
Travel Time	82% @ 4:00	4:42	Travel Time	86% @ 4:00	4:31	Travel Time	78% @ 4:00	4:58
Total Reflex Time	52% @ 6:00	8:21	Total Reflex Time	71% @ 6:00	7:38	Total Reflex Time	51% @ 6:00	8:32

Table 1-A

SCFA Existing Response Performance Objectives (Urban <u>BASELINES</u> from CFAI)								
City of Tracy - Fiscal Year 2010/2011								
EMS Incidents		90th Percentile	Structure Fire Incidents		90th Percentile	All Incident Types		90th Percentile
Call Processing	27% @ 1:30	3:19	Call Processing	38% @ 1:30	3:16	Call Processing	34% @ 1:30	3:15
Turnout Time	79% @ 1:30	1:49	Turnout Time	67% @ 1:30	2:37	Turnout Time	92% @ 1:30	1:54
Travel Time	94% @ 5:12	4:42	Travel Time	96% @ 5:12	4:31	Travel Time	92% @ 5:12	4:58
Total Reflex Time	89% @ 8:12	8:21	Total Reflex Time	96% @ 8:12	7:38	Total Reflex Time	88% @ 8:12	8:32

Table 1-B

Tracy Rural Fire Protection District Response Performance

SCFA Existing Response Performance Objectives (BENCHMARKS)								
Tracy Rural Fire Protection District - Fiscal Year 2010/2011								
EMS Incidents		90th Percentile	Structure Fire Incidents		90th Percentile	All Incident Types		90th Percentile
Call Processing	11% @ 1:00	3:49	Call Processing	43% @ 1:00	2:12	Call Processing	17% @ 1:00	3:36
Turnout Time	44% @ 1:00	1:50	Turnout Time	14% @ 1:00	2:20	Turnout Time	61% @ 1:00	2:00
Travel Time	85% @7:30	8:22	Travel Time	100% @7:30	6:05	Travel Time	84% @7:30	8:22
Total Reflex Time	67% @ 9:30	12:46	Total Reflex Time	100% @ 9:30	9:25	Total Reflex Time	70% @ 9:30	12:31

Table 2-A

SCFA Existing Response Performance Objectives (Urban BASELINES from CFAI)								
Tracy Rural Fire Protection District - Fiscal Year 2010/2011								
EMS Incidents		90th Percentile	Structure Fire Incidents		90th Percentile	All Incident Types		90th Percentile
Call Processing	27% @ 1:30	3:49	Call Processing	57% @ 1:30	2:12	Call Processing	38% @ 1:30	3:36
Turnout Time	78% @ 1:30	1:50	Turnout Time	71% @ 1:30	2:20	Turnout Time	90% @ 1:30	2:00
Travel Time	94% @ 13:00	8:22	Travel Time	100% @ 13:00	6:05	Travel Time	97% @ 13:00	8:22
Total Reflex Time	96% @ 16:00	12:46	Total Reflex Time	100% @ 16:00	9:25	Total Reflex Time	97% @ 16:00	12:31

Table 2-B

AGENDA ITEM 6

REQUEST

POSTPONEMENT OF ADOPTION OF THE FY 11-12 BUDGET FOR THE SOUTH COUNTY FIRE AUTHORITY

DISCUSSION

The City of Tracy has adopted its FY 11-12 budget including that of the Fire Department. In order to adopt the budget at the June 7, 2011 City Council meeting, certain assumptions had to be made regarding Fire Department expenditures most notably those surrounding personnel expenses as the contract with the Fire Union concluded 6/30/11 and negotiations for a new contract have not been completed.

The FY 10-11 Fire Department Budget was \$14.6 million. The FY 11-12 Fire Department Budget as contained in the adopted City budget is \$15.2 million. This budget increase was necessary because the CalPERS employer rate increased from 24% to 27.3% 7/1/11. This is a 14% increase to the rate. Also, Fire personnel contributed 3% toward pensions in FY 10-11 in the contract which just expired. This provision will not continue unless carried over to a new contract. In addition, not all Fire personnel are at E step and some will get a 5% raise.

90% of the Fire Department budget is attributed to personnel expenses. As such, with these costs not yet known, it is not possible to more precisely refine the FY 11-12 Fire Department Budget until a new labor contract has been negotiated.

FISCAL IMPACT

There is no impact by delaying adoption of the budget. A new labor contract will be the basis for 90% of the Fire Department budget

RECOMMENDATION

It is recommended that the Board of Directors of the South County Fire Authority by motion postpone the adoption of the FY 11-12 budget for the Authority until after labor contract negotiations have been concluded.

Prepared by: Zane Johnston, Controller

Approved by: R. Leon Churchill, Jr., Executive Director