

REGISTRAR OF VOTERS'
CERTIFICATE OF RESULTS
OF THE
TRACY CITY MAYOR ELECTION
HELD ON TUESDAY, NOVEMBER 6, 2012


I, AUSTIN G. ERDMAN, Registrar of Voters for the County of San Joaquin, State of California, do hereby certify that this office has completed the canvass of the Tracy City Mayor Election, held on Tuesday, November 6, 2012, and that the following are the results of said election:

CITY OF TRACY

MAYOR

Total Votes	20426	100.00 %
Brent H. Ives	19413	95.04 %
Write-in Votes	1013	4.96 %

IN WITNESS WHEREOF, I have hereunto set my hand and official seal this 3rd day of December, 2012.



AUSTIN G. ERDMAN
Registrar of Voters

San Joaquin County
 General Election November 6, 2012
 Statement of Votes Cast by Precinct

Date: 12/03/12
 Time: 16:36:02
 Page: 1963 of 3835

	Reg. Voters	Vote For	Times Counted	Total Votes	BRENT H. IVES	Write-In Votes
0011346 Total	-	-	-	-	-	-
Polling OS	-	-	-	-	-	-
Polling TS	-	-	-	-	-	-
Vote By Mail	-	-	-	-	-	-
Provisional	-	-	-	-	-	-
0011348 Total	-	-	-	-	-	-
Polling OS	-	-	-	-	-	-
Polling TS	-	-	-	-	-	-
Vote By Mail	-	-	-	-	-	-
Provisional	-	-	-	-	-	-
0033501 Total	-	-	-	-	-	-
Polling OS	1336	1	339	269	252 93.68%	17 6.32%
Polling TS	1336	1	0	0	0 -	0 -
Vote By Mail	1336	1	524	427	406 95.08%	21 4.92%
Provisional	1336	1	61	50	49 98.00%	1 2.00%
Total	1336	4	924	746	707 94.77%	39 5.23%
0033502 Total	-	-	-	-	-	-
Polling OS	1002	1	284	228	211 92.54%	17 7.46%
Polling TS	1002	1	1	1	1 100.00%	0 0.00%
Vote By Mail	1002	1	459	381	353 92.65%	28 7.35%
Provisional	1002	1	43	32	30 93.75%	2 6.25%
Total	1002	4	787	642	595 92.68%	47 7.32%
0033503 Total	-	-	-	-	-	-
Polling OS	900	1	258	223	212 95.07%	11 4.93%
Polling TS	900	1	0	0	0 -	0 -
Vote By Mail	900	1	350	277	255 92.06%	22 7.94%
Provisional	900	1	37	32	30 93.75%	2 6.25%
Total	900	4	645	532	497 93.42%	35 6.58%
0033504 Total	-	-	-	-	-	-
Polling OS	1005	1	270	221	206 93.21%	15 6.79%
Polling TS	1005	1	0	0	0 -	0 -
Vote By Mail	1005	1	424	346	332 95.95%	14 4.05%
Provisional	1005	1	53	43	41 95.35%	2 4.65%
Total	1005	4	747	610	579 94.92%	31 5.08%
0033505 Total	-	-	-	-	-	-
Polling OS	1425	1	331	276	249 90.22%	27 9.78%
Polling TS	1425	1	1	1	1 100.00%	0 0.00%
Vote By Mail	1425	1	591	489	443 90.59%	46 9.41%
Provisional	1425	1	71	58	55 94.83%	3 5.17%
Total	1425	4	994	824	748 90.78%	76 9.22%
0033507 Total	-	-	-	-	-	-

San Joaquin County
 General Election November 6, 2012
 Statement of Votes Cast by Precinct

TRACY MAYOR

	Reg. Voters	Vote For	Times Counted	Total Votes	BRENT H. IVES	Write-In Votes
0033508	1108	1	288	255	241 94.51%	14 5.49%
Polling OS	1108	1	1	0	0	0
Polling TS	1108	1	427	359	337 93.87%	22 6.13%
Vote By Mail	1108	1	44	35	33 94.29%	2 5.71%
Provisional	1108	1	760	649	611 94.14%	38 5.86%
Total	1108	4	1409	1293	1241 95.97%	52 4.03%
0033509	609	1	140	115	108 93.91%	7 6.09%
Polling OS	609	1	0	0	0	0
Polling TS	609	1	248	196	188 95.92%	8 4.08%
Vote By Mail	609	1	24	17	17 100.00%	0 0.00%
Provisional	609	1	412	328	313 95.43%	15 4.57%
Total	609	4	694	546	521 95.07%	25 4.57%
0033510	1095	1	259	220	205 93.18%	15 6.82%
Polling OS	1095	1	0	0	0	0
Polling TS	1095	1	443	368	355 96.47%	13 3.53%
Vote By Mail	1095	1	42	28	25 89.29%	3 10.71%
Provisional	1095	1	744	616	585 94.97%	31 5.03%
Total	1095	4	1248	1002	945 94.53%	57 5.67%
0033514	957	1	200	169	159 94.08%	10 5.92%
Polling OS	957	1	6	5	5 100.00%	0 0.00%
Polling TS	957	1	409	339	322 94.99%	17 5.01%
Vote By Mail	957	1	54	35	35 100.00%	0 0.00%
Provisional	957	1	669	548	521 95.07%	27 4.93%
Total	957	4	1132	939	902 96.06%	37 3.94%
0033515	1470	1	373	304	298 98.03%	6 1.97%
Polling OS	1470	1	0	0	0	0
Polling TS	1470	1	702	605	579 95.70%	26 4.30%
Vote By Mail	1470	1	37	30	25 83.33%	5 16.67%
Provisional	1470	1	1112	939	902 96.06%	37 3.94%
Total	1470	4	1912	1548	1495 97.80%	53 3.42%
0033517	773	1	181	146	141 96.58%	5 3.42%
Polling OS	773	1	12	9	8 88.89%	1 11.11%
Polling TS	773	1	299	240	237 98.75%	3 1.25%
Vote By Mail	773	1	17	17	17 100.00%	0 0.00%
Provisional	773	1	509	412	403 97.82%	9 2.18%
Total	773	4	807	644	627 96.45%	17 2.64%
0033518	1467	1	384	323	307 95.05%	16 4.95%
Polling OS	1467	1	2	2	2 100.00%	0 0.00%
Polling TS	1467	1	382	321	307 95.05%	14 4.39%
Vote By Mail	1467	1	41	33	28 84.85%	5 15.15%
Provisional	1467	1	545	439	419 95.44%	20 4.56%
Total	1467	4	976	777	744 77.15%	213 21.85%

San Joaquin County
 General Election November 6, 2012
 Statement of Votes Cast by Precinct

TRACY MAYOR

Date:12/03/12
 Time:16:36:02
 Page:1965 of 3835

	Reg Voters	Vote For	Times Counted	Total Votes	BRENT H IVES	Write-In Votes
Vote By Mail	1467	1	623	510	481 94.31%	29 5.69%
Provisional	1467	1	43	34	33 97.06%	1 2.94%
Total	1467	4	1052	869	823 94.71%	46 5.29%
0033520						
Polling OS	776	1	189	154	145 94.16%	9 5.84%
Polling TS	776	1	0	0	0 -	0 -
Vote By Mail	776	1	375	309	281 90.94%	28 9.06%
Provisional	776	1	23	21	19 90.48%	2 9.52%
Total	776	4	587	484	445 91.94%	39 8.06%
0033521						
Polling OS	985	1	253	190	175 92.11%	15 7.89%
Polling TS	985	1	0	0	0 -	0 -
Vote By Mail	985	1	459	384	364 94.79%	20 5.21%
Provisional	985	1	34	27	26 96.30%	1 3.70%
Total	985	4	746	601	565 94.01%	36 5.99%
0033522						
Polling OS	1300	1	275	220	208 94.55%	12 5.45%
Polling TS	1300	1	43	34	31 91.18%	3 8.82%
Vote By Mail	1300	1	570	469	436 92.96%	33 7.04%
Provisional	1300	1	26	19	17 89.47%	2 10.53%
Total	1300	4	914	742	692 93.26%	50 6.74%
0033523						
Polling OS	966	1	273	213	193 90.61%	20 9.39%
Polling TS	966	1	0	0	0 -	0 -
Vote By Mail	966	1	406	339	326 96.17%	13 3.83%
Provisional	966	1	28	18	18 100.00%	0 0.00%
Total	966	4	707	570	537 94.21%	33 5.79%
0033524						
Polling OS	772	1	220	180	173 96.11%	7 3.89%
Polling TS	772	1	0	0	0 -	0 -
Vote By Mail	772	1	338	278	251 90.29%	27 9.71%
Provisional	772	1	22	17	16 94.12%	1 5.88%
Total	772	4	580	475	440 92.63%	35 7.37%
0033525						
Polling OS	1137	1	245	199	195 97.99%	4 2.01%
Polling TS	1137	1	30	21	21 100.00%	0 0.00%
Vote By Mail	1137	1	517	434	419 96.54%	15 3.46%
Provisional	1137	1	44	38	38 100.00%	0 0.00%
Total	1137	4	836	692	673 97.25%	19 2.75%
0033527						
Polling OS	1187	1	330	282	268 95.04%	14 4.96%
Polling TS	1187	1	3	2	2 100.00%	0 0.00%
Vote By Mail	1187	1	551	460	439 95.43%	21 4.57%
Provisional	1187	1	56	48	44 91.67%	4 8.33%

San Joaquin County
 General Election November 6, 2012
 Statement of Votes Cast by Precinct

TRACY MAYOR

	Reg Voters	Vote For	Times Counted	Total Votes	BRENT H. IVES	Write-In Votes
0033529						
Total	1187	4	940	792	753 95.08%	39 4.92%
Polling OS	615	1	162	129	127 98.45%	2 1.55%
Polling TS	615	1	0	0	0 -	0 -
Vote By Mail	615	1	265	239	235 98.33%	4 1.67%
Provisional	615	1	24	21	21 100.00%	0 0.00%
Total	615	4	451	389	383 98.46%	6 1.54%
0033530						
Total	936	1	268	210	201 95.71%	9 4.29%
Polling OS	936	1	0	0	0 -	0 -
Polling TS	936	1	391	317	310 97.79%	7 2.21%
Vote By Mail	936	1	36	24	24 100.00%	0 0.00%
Provisional	936	1	695	551	535 97.10%	16 2.90%
Total	936	4	1089	882	850 96.82%	32 3.62%
0033534						
Total	582	1	165	125	118 94.40%	7 5.60%
Polling OS	582	1	0	0	0 -	0 -
Polling TS	582	1	249	196	187 95.41%	9 4.59%
Vote By Mail	582	1	18	14	14 100.00%	0 0.00%
Provisional	582	1	432	335	319 95.22%	16 4.78%
Total	582	4	664	570	553 95.42%	17 3.02%
0033535						
Total	929	1	229	204	197 96.57%	7 3.43%
Polling OS	929	1	0	0	0 -	0 -
Polling TS	929	1	442	367	347 94.55%	20 5.45%
Vote By Mail	929	1	21	19	19 100.00%	0 0.00%
Provisional	929	1	692	590	563 95.42%	27 4.58%
Total	929	4	1155	1006	965 96.19%	41 4.07%
0033540						
Total	1219	1	291	245	236 96.33%	9 3.67%
Polling OS	1219	1	0	0	0 -	0 -
Polling TS	1219	1	585	487	460 94.46%	27 5.54%
Vote By Mail	1219	1	37	21	21 100.00%	0 0.00%
Provisional	1219	1	913	753	717 95.22%	36 4.78%
Total	1219	4	1526	1236	1194 96.52%	42 3.48%
0033542						
Total	883	1	251	202	194 96.04%	8 3.96%
Polling OS	883	1	0	0	0 -	0 -
Polling TS	883	1	341	276	265 96.01%	11 3.99%
Vote By Mail	883	1	31	24	24 100.00%	0 0.00%
Provisional	883	1	623	502	483 96.22%	19 3.78%
Total	883	4	1006	802	776 96.98%	26 3.22%
0033543						
Total	735	1	202	159	158 99.37%	1 0.63%
Polling OS	735	1	5	5	5 100.00%	0 0.00%
Polling TS	735	1	356	294	282 95.92%	12 4.08%
Vote By Mail	735	1	29	24	21 87.50%	3 12.50%
Provisional	735	1	592	482	466 96.58%	16 3.32%
Total	735	4	979	765	742 96.32%	23 3.00%
0033545						
Total	735	4	592	482	466 96.58%	16 3.32%

San Joaquin County
 General Election November 6, 2012
 Statement of Votes Cast by Precinct
 TRACY MAYOR

Reg. Voters	Vote For	Times Counted	Total Votes	BRENT H. IVES	Write-In Votes
0033546	0033546				
Polling OS	850	1	229	187	7
Polling TS	850	1	0	0	0
Vote By Mail	850	1	407	308	20
Provisional	850	1	32	25	0
Total	850	4	668	540	27
Percentage				95.00%	5.00%
Polling OS	947	1	242	203	8
Polling TS	947	1	10	10	0
Vote By Mail	947	1	427	345	8
Provisional	947	1	39	34	1
Total	947	4	718	601	17
Percentage				97.17%	2.83%
0033550	0033550				
Polling OS	707	1	180	153	7
Polling TS	707	1	0	0	0
Vote By Mail	707	1	320	279	13
Provisional	707	1	31	22	3
Total	707	4	531	434	23
Percentage				94.97%	5.03%
0033551	0033551				
Polling OS	1459	1	397	345	15
Polling TS	1459	1	0	0	0
Vote By Mail	1459	1	649	529	22
Provisional	1459	1	72	54	1
Total	1459	4	1118	951	38
Percentage				96.00%	4.00%
0033552	0033552				
Polling OS	804	1	220	176	8
Polling TS	804	1	0	0	0
Vote By Mail	804	1	352	288	5
Provisional	804	1	44	32	4
Total	804	4	616	488	17
Percentage				96.53%	3.37%
0033553	0033553				
Polling OS	988	1	225	189	5
Polling TS	988	1	0	0	0
Vote By Mail	988	1	441	369	12
Provisional	988	1	53	38	1
Total	988	4	719	609	18
Percentage				97.04%	2.96%
0033554	0033554				
Polling OS	999	1	285	242	16
Polling TS	999	1	0	0	0
Vote By Mail	999	1	460	383	18
Provisional	999	1	36	22	1
Total	999	4	781	648	35
Percentage				94.60%	5.40%
0042401	0042401				
Polling OS	-	-	-	-	-
Polling TS	-	-	-	-	-

San Joaquin County
 General Election November 6, 2012
 Statement of Votes Cast by Precinct

TRACY MAYOR

Date: 12/03/12
 Time: 16:36:03
 Page: 1991 of 3835

	Reg. Voters	Vote For	Times Counted	Total Votes	BRENT H. IVES	Write-In Votes
Polling OS Polling TS Vote By Mail Provisional Total	-	-	-	-	-	-
M0112650	-	-	-	-	-	-
Polling OS Polling TS Vote By Mail Provisional Total	-	-	-	-	-	-
M0113010	-	-	-	-	-	-
Polling OS Polling TS Vote By Mail Provisional Total	-	-	-	-	-	-
M0113310	-	-	-	-	-	-
Polling OS Polling TS Vote By Mail Provisional Total	-	-	-	-	-	-
M0113900	-	-	-	-	-	-
Polling OS Polling TS Vote By Mail Provisional Total	-	-	-	-	-	-
M0335440	-	-	-	-	-	-
Polling OS Polling TS Vote By Mail Provisional Total	3	1	0	0	0	-
M0424360	3	1	0	0	0	-
Polling OS Polling TS Vote By Mail Provisional Total	3	1	3	3	3	100.00%
M0424360	3	1	0	0	0	-
Polling OS Polling TS Vote By Mail Provisional Total	3	4	3	3	3	100.00%
M0543280	-	-	-	-	-	-
Polling OS Polling TS Provisional Total	-	-	-	-	-	-

San Joaquin County
 General Election November 6, 2012
 Statement of Votes Cast by Precinct

TRACY MAYOR

	Reg. Voters	Vote For	Times Counted	Total Votes	BRENT H. IVES	Write-In Votes
Polling OS	-	-	-	-	-	-
Polling TS	-	-	-	-	-	-
Vote By Mail	-	-	-	-	-	-
Provisional	-	-	-	-	-	-
Total	-	-	-	-	-	-
M0945033	-	-	-	-	-	-
Polling OS	-	-	-	-	-	-
Polling TS	-	-	-	-	-	-
Vote By Mail	-	-	-	-	-	-
Provisional	-	-	-	-	-	-
Total	-	-	-	-	-	-
M0945040	-	-	-	-	-	-
Polling OS	-	-	-	-	-	-
Polling TS	-	-	-	-	-	-
Vote By Mail	-	-	-	-	-	-
Provisional	-	-	-	-	-	-
Total	-	-	-	-	-	-
M0945060	-	-	-	-	-	-
Polling OS	-	-	-	-	-	-
Polling TS	-	-	-	-	-	-
Vote By Mail	-	-	-	-	-	-
Provisional	-	-	-	-	-	-
Total	-	-	-	-	-	-
M0945061	-	-	-	-	-	-
Polling OS	-	-	-	-	-	-
Polling TS	-	-	-	-	-	-
Vote By Mail	-	-	-	-	-	-
Provisional	-	-	-	-	-	-
Total	-	-	-	-	-	-
Total	33654	35	8603	7085	6730 94.99%	355 5.01%
Polling OS	33654	35	114	90	86 95.56%	4 4.44%
Polling TS	33654	35	14742	12234	11630 95.06%	604 4.94%
Vote By Mail	33654	35	1393	1017	967 95.08%	50 4.92%
Provisional	33654	35	24762	20426	19413 95.04%	1013 4.96%
Total	33654	140	24762	20426	19413 95.04%	1013 4.96%

REGISTRAR OF VOTERS'
CERTIFICATE OF RESULTS
OF THE
TRACY MUNICIPAL ELECTION
HELD ON TUESDAY, NOVEMBER 6, 2012


I, AUSTIN G. ERDMAN, Registrar of Voters for the County of San Joaquin, State of California, do hereby certify that this office has completed the canvass of the Tracy Municipal Election, held on Tuesday, November 6, 2012, and that the following are the results of said election:

CITY OF TRACY

CITY COUNCIL DISTRICT

Total Votes	35680	100.00 %
Michael Maciel	9089	25.47 %
Charles Manne	5734	16.07 %
Ray Morelos	6391	17.91 %
Nancy D. Young	9621	26.96 %
Roger J. Birdsall	4693	13.15 %
Write-in Votes	152	0.43 %

IN WITNESS WHEREOF, I have hereunto set my hand and official seal this 3rd day of December, 2012.



AUSTIN G. ERDMAN
Registrar of Voters

San Joaquin County
 General Election November 6, 2012
 Statement of Votes Cast by Precinct
 TRACY CITY COUNCIL

Date:12/03/12
 Time:16:36:08
 Page:2081 of 3835

	Reg. Voters	Vote For	Times Counted	Total Votes	MICHAEL MACIEL	CHARLES MANNE	RAY MOREILOS	NANCY D. YOUNG	ROGER J. BIRDSALL
0011346 Total	-	-	-	-	-	-	-	-	-
0011346 Polling OS	-	-	-	-	-	-	-	-	-
0011346 Polling TS	-	-	-	-	-	-	-	-	-
0011346 Vote By Mail	-	-	-	-	-	-	-	-	-
0011348 Total	-	-	-	-	-	-	-	-	-
0011348 Polling OS	-	-	-	-	-	-	-	-	-
0011348 Polling TS	-	-	-	-	-	-	-	-	-
0011348 Vote By Mail	-	-	-	-	-	-	-	-	-
0033501 Total	-	-	-	-	-	-	-	-	-
0033501 Polling OS	1336	2	339	451	109 24.17%	50 11.09%	106 23.50%	127 28.16%	57 12.64%
0033501 Polling TS	1336	2	0	0	0 0.00%	0 0.00%	0 0.00%	0 0.00%	0 0.00%
0033501 Vote By Mail	1336	2	524	772	195 25.26%	117 15.16%	185 23.96%	185 23.96%	89 11.53%
0033501 Provisional	1336	2	61	75	10 13.33%	9 12.00%	26 34.67%	20 26.67%	9 12.00%
0033502 Total	1336	8	924	1298	314 24.19%	176 13.56%	317 24.42%	332 25.58%	155 11.94%
0033502 Polling OS	1002	2	284	398	101 25.38%	59 14.82%	85 21.36%	101 25.38%	52 13.07%
0033502 Polling TS	1002	2	1	2	0 0.00%	0 0.00%	0 0.00%	1 50.00%	1 50.00%
0033502 Vote By Mail	1002	2	459	687	183 26.64%	119 17.32%	118 17.18%	178 25.91%	89 12.95%
0033502 Provisional	1002	2	43	52	12 23.08%	3 5.77%	17 32.69%	14 26.92%	6 11.54%
0033503 Total	1002	8	787	1139	296 25.99%	181 15.89%	220 19.32%	294 25.81%	148 12.99%
0033503 Polling OS	900	2	258	385	85 22.08%	77 20.00%	73 18.96%	87 22.60%	63 16.36%
0033503 Polling TS	900	2	0	0	0 0.00%	0 0.00%	0 0.00%	0 0.00%	0 0.00%
0033503 Vote By Mail	900	2	350	554	133 24.01%	83 14.98%	111 20.04%	139 25.09%	84 15.16%
0033503 Provisional	900	2	37	54	14 25.93%	9 16.67%	10 18.52%	17 31.48%	4 7.41%
0033504 Total	900	8	645	993	232 23.36%	169 17.02%	194 19.54%	243 24.47%	151 15.21%
0033504 Polling OS	1005	2	270	406	104 25.62%	53 13.05%	86 21.18%	91 22.41%	66 16.26%
0033504 Polling TS	1005	2	0	0	0 0.00%	0 0.00%	0 0.00%	0 0.00%	0 0.00%
0033504 Vote By Mail	1005	2	424	643	190 29.55%	74 11.51%	114 17.73%	144 22.40%	118 18.35%
0033504 Provisional	1005	2	53	64	17 26.56%	10 15.63%	13 23.44%	14 21.88%	7 10.94%
0033505 Total	1005	8	747	1113	311 27.94%	137 12.31%	215 19.32%	249 22.37%	191 17.16%
0033505 Polling OS	1425	2	331	471	101 21.44%	81 17.20%	119 25.27%	109 23.14%	56 11.89%
0033505 Polling TS	1425	2	1	2	1 50.00%	0 0.00%	1 50.00%	0 0.00%	0 0.00%
0033505 Vote By Mail	1425	2	591	909	209 22.99%	143 15.73%	220 24.20%	215 23.65%	115 12.65%
0033505 Provisional	1425	2	71	92	21 22.83%	17 18.48%	21 22.83%	24 26.09%	8 8.70%
0033507 Total	1425	8	994	1474	332 22.52%	241 16.35%	361 24.49%	348 23.61%	179 12.14%

San Joaquin County
 General Election November 6, 2012
 Statement of Votes Cast by Precinct
 TRACY CITY COUNCIL

	Reg Voters	Vote For	Times Counted	Total Votes	MICHAEL MACIEL	CHARLES MANNE	RAY MOREILOS	NANCY D. YOUNG	ROGER J. BIRDSALL
0033508	1108	2	288	432	107 24.77%	74 17.13%	92 21.30%	93 21.53%	66 15.28%
Polling OS	1108	2	1	0	0	0	0	0	0
Polling TS	1108	2	427	643	178 27.68%	94 14.62%	139 21.62%	137 21.31%	92 14.31%
Vote By Mail	1108	2	44	60	18 30.00%	9 15.00%	13 21.67%	12 20.00%	7 11.67%
Provisional	1108	2	760	1135	303 26.70%	177 15.59%	244 21.50%	242 21.32%	165 14.54%
Total	1108	8	1470	2135	508 23.80%	357 16.73%	486 22.76%	486 22.76%	319 14.94%
0033509	609	2	140	207	50 24.15%	26 12.56%	54 26.09%	48 23.19%	29 14.01%
Polling OS	609	2	0	0	0	0	0	0	0
Polling TS	609	2	248	393	101 25.70%	68 17.30%	103 26.21%	73 18.58%	47 11.96%
Vote By Mail	609	2	24	28	7 25.00%	8 28.57%	3 10.71%	8 28.57%	2 7.14%
Provisional	609	2	412	628	158 25.16%	102 16.24%	160 25.48%	129 20.54%	78 12.42%
Total	609	8	669	962	186 27.39%	110 16.53%	327 49.59%	250 37.52%	127 19.10%
0033510	1095	2	259	382	82 21.47%	58 15.18%	88 23.04%	105 27.49%	49 12.83%
Polling OS	1095	2	0	0	0	0	0	0	0
Polling TS	1095	2	443	692	197 28.47%	95 13.73%	140 20.23%	190 27.46%	68 9.83%
Vote By Mail	1095	2	42	48	12 25.00%	3 6.25%	14 29.17%	15 31.25%	3 6.25%
Provisional	1095	2	744	1122	291 25.94%	156 13.90%	242 21.57%	310 27.63%	120 10.70%
Total	1095	8	1246	1962	302 24.25%	164 13.25%	404 32.74%	515 41.54%	191 15.34%
0033514	1470	2	373	498	126 25.30%	93 18.67%	63 12.65%	144 28.92%	72 14.46%
Polling OS	1470	2	0	0	0	0	0	0	0
Polling TS	1470	2	702	1024	263 25.68%	162 15.82%	153 14.94%	311 30.37%	135 13.18%
Vote By Mail	1470	2	37	54	10 18.52%	9 16.67%	15 27.78%	13 24.07%	7 12.96%
Provisional	1470	2	1112	1576	399 25.32%	264 16.75%	231 14.66%	468 29.70%	214 13.58%
Total	1470	8	1521	2154	405 26.66%	273 16.17%	400 23.26%	733 34.03%	256 11.93%
0033515	728	2	181	253	58 22.92%	37 14.62%	49 19.37%	89 35.18%	20 7.91%
Polling OS	728	2	12	15	4 26.67%	1 6.67%	3 20.00%	7 46.67%	0 0.00%
Polling TS	728	2	299	400	95 23.75%	65 16.25%	76 19.00%	121 30.25%	42 10.50%
Vote By Mail	728	2	17	22	3 13.64%	6 27.27%	6 27.27%	6 27.27%	1 4.55%
Provisional	728	2	509	690	160 23.19%	109 15.80%	134 19.42%	223 32.32%	63 9.13%
Total	728	8	807	1158	226 24.89%	153 16.54%	353 30.44%	547 47.16%	126 10.86%
0033517	773	2	165	202	48 23.76%	22 10.89%	48 23.76%	54 26.73%	30 14.85%
Polling OS	773	2	0	0	0	0	0	0	0
Polling TS	773	2	339	509	148 29.08%	76 14.93%	78 15.32%	136 26.72%	67 13.16%
Vote By Mail	773	2	41	46	7 15.22%	7 15.22%	10 21.74%	18 39.13%	4 8.70%
Provisional	773	2	545	757	203 26.82%	105 13.87%	136 17.97%	208 27.48%	101 13.34%
Total	773	8	1030	1467	362 35.16%	180 12.33%	322 21.95%	462 31.50%	173 11.85%
0033518	1467	2	384	514	131 25.49%	78 15.18%	103 20.04%	143 27.82%	59 11.48%
Polling OS	1467	2	2	4	1 25.00%	1 25.00%	0 0.00%	1 25.00%	1 25.00%
Polling TS	1467	2	2	4	1 25.00%	1 25.00%	0 0.00%	1 25.00%	1 25.00%
Vote By Mail	1467	2	2	4	1 25.00%	1 25.00%	0 0.00%	1 25.00%	1 25.00%
Provisional	1467	2	384	514	131 25.49%	78 15.18%	103 20.04%	143 27.82%	59 11.48%
Total	1467	8	772	1030	362 35.16%	180 12.33%	322 21.95%	462 31.50%	173 11.85%

San Joaquin County
 General Election November 6, 2012
 Statement of Votes Cast by Precinct
 TRACY CITY COUNCIL

Reg. Voters	Vote For	Times Counted	Total Votes	MICHAEL MACIEL	CHARLES MANNE	RAY MORELOS	NANCY D. YOUNG	ROGER J. BIRDSALL
0033520	Vote By Mail	1467	623	215 23.45%	131 14.29%	173 18.87%	265 28.90%	132 14.39%
	Provisional	1467	43	11 22.00%	6 12.00%	14 28.00%	15 30.00%	4 8.00%
	Total	1467	1052	358 24.11%	216 14.55%	290 19.53%	424 28.55%	196 13.20%
0033520	Polling OS	776	189	56 22.31%	41 16.33%	38 15.14%	73 29.08%	38 15.14%
	Polling TS	776	0	0 -	0 -	0 -	0 -	0 -
	Vote By Mail	776	375	140 25.45%	97 17.64%	86 15.64%	147 26.73%	74 13.45%
	Provisional	776	23	9 25.71%	5 14.29%	6 17.14%	8 22.86%	5 14.29%
	Total	776	587	205 24.52%	143 17.11%	130 15.55%	228 27.27%	117 14.00%
0033521	Polling OS	985	253	65 20.06%	45 13.89%	59 18.21%	106 32.72%	47 14.51%
	Polling TS	985	0	0 -	0 -	0 -	0 -	0 -
	Vote By Mail	985	459	162 24.32%	97 14.56%	120 18.02%	185 27.78%	97 14.56%
	Provisional	985	34	14 26.42%	7 13.21%	11 20.75%	12 22.64%	9 16.98%
	Total	985	746	241 23.11%	149 14.29%	190 18.22%	303 29.05%	153 14.67%
0033522	Polling OS	1300	275	104 26.20%	73 18.39%	74 18.64%	90 22.67%	55 13.85%
	Polling TS	1300	43	19 30.65%	14 22.58%	11 17.74%	11 17.74%	6 9.68%
	Vote By Mail	1300	570	232 27.62%	134 15.95%	153 18.21%	205 24.40%	108 12.86%
	Provisional	1300	26	3 10.00%	6 20.00%	6 20.00%	10 33.33%	4 13.33%
	Total	1300	914	358 26.94%	227 17.08%	244 18.36%	316 23.78%	173 13.02%
0033523	Polling OS	966	273	89 24.93%	56 15.69%	67 18.77%	91 25.49%	52 14.57%
	Polling TS	966	0	0 -	0 -	0 -	0 -	0 -
	Vote By Mail	966	406	170 28.81%	102 17.29%	92 15.59%	147 24.92%	74 12.54%
	Provisional	966	28	12 35.29%	3 8.82%	9 26.47%	7 20.59%	3 8.82%
	Total	966	707	271 27.62%	161 16.41%	168 17.13%	245 24.97%	129 13.15%
0033524	Polling OS	772	220	73 23.25%	50 15.92%	49 15.61%	84 26.75%	57 18.15%
	Polling TS	772	0	0 -	0 -	0 -	0 -	0 -
	Vote By Mail	772	338	142 28.29%	75 14.94%	76 15.14%	115 22.91%	91 18.13%
	Provisional	772	22	9 32.14%	2 7.14%	5 17.86%	9 32.14%	3 10.71%
	Total	772	580	224 26.54%	127 15.05%	130 15.40%	208 24.64%	151 17.89%
0033525	Polling OS	1137	245	83 24.78%	57 17.01%	53 15.82%	104 31.04%	38 11.34%
	Polling TS	1137	30	11 25.58%	8 18.60%	5 11.63%	12 27.91%	6 13.95%
	Vote By Mail	1137	517	196 25.29%	99 12.77%	121 15.61%	242 31.23%	116 14.97%
	Provisional	1137	44	15 28.85%	6 11.54%	11 21.15%	15 28.85%	5 9.62%
	Total	1137	836	305 25.31%	170 14.11%	190 15.77%	373 30.89%	165 13.69%
0033527	Polling OS	1187	330	133 27.03%	90 18.29%	76 15.45%	122 24.80%	70 14.23%
	Polling TS	1187	3	2 40.00%	0 0.00%	1 20.00%	1 20.00%	1 20.00%
	Vote By Mail	1187	551	230 27.12%	163 19.22%	133 15.68%	198 23.35%	124 14.62%
	Provisional	1187	56	15 19.23%	13 16.67%	14 17.95%	20 25.64%	15 19.23%

San Joaquin County
 General Election November 6, 2012
 Statement of Votes Cast by Precinct

TRACY CITY COUNCIL

Date:12/03/12
 Time:16:36:08
 Page:2084 of 3835

	Reg. Voters	Vote For	Times Counted	Total Votes	MICHAEL MACIEL	CHARLES MANNNE	RAY MORELOS	NANCY D. YOUNG	ROGER J. BIRDSALL	
0033529	Total	1187	8	940	1423	380 26.70%	266 18.69%	224 15.74%	341 23.96%	210 14.76%
	Polling OS	615	2	162	214	46 21.50%	39 18.22%	36 16.82%	69 32.24%	24 11.21%
	Polling TS	615	2	0	0	0	0	0	0	0
	Vote By Mail	615	2	265	431	101 23.43%	75 17.40%	72 16.71%	134 31.09%	47 10.90%
	Provisional	615	2	24	34	9 26.47%	4 11.76%	7 20.59%	10 29.41%	4 11.76%
	Total	615	8	451	679	156 22.97%	118 17.38%	115 16.94%	213 31.37%	75 11.05%
0033530	Total	936	2	268	351	80 22.79%	53 15.10%	68 19.37%	110 31.34%	39 11.11%
	Polling OS	936	2	0	0	0	0	0	0	0
	Polling TS	936	2	391	533	144 27.02%	64 12.01%	85 15.95%	166 31.14%	68 12.76%
	Vote By Mail	936	2	36	42	10 23.81%	7 16.67%	7 16.67%	16 38.10%	2 4.76%
	Provisional	936	2	695	926	234 25.27%	124 13.39%	160 17.28%	292 31.53%	109 11.77%
0033534	Total	582	2	165	222	50 22.52%	36 16.22%	37 16.67%	66 29.73%	33 14.86%
	Polling OS	582	2	0	0	0	0	0	0	0
	Polling TS	582	2	249	340	90 26.47%	48 14.12%	59 17.35%	101 29.71%	40 11.76%
	Vote By Mail	582	2	18	23	3 13.04%	3 13.04%	8 34.78%	7 30.43%	2 8.70%
	Provisional	582	2	432	585	143 24.44%	87 14.87%	104 17.78%	174 29.74%	75 12.82%
0033535	Total	929	2	229	355	91 25.63%	51 14.37%	57 16.06%	90 25.35%	65 18.31%
	Polling OS	929	2	0	0	0	0	0	0	0
	Polling TS	929	2	442	672	193 28.72%	122 18.15%	92 13.69%	169 25.15%	94 13.99%
	Vote By Mail	929	2	21	27	6 22.22%	11 40.74%	2 7.41%	4 14.81%	4 14.81%
	Provisional	929	2	692	1054	290 27.51%	184 17.46%	151 14.33%	263 24.95%	163 15.46%
0033540	Total	1219	2	291	400	87 21.75%	44 11.00%	75 18.75%	148 37.00%	45 11.25%
	Polling OS	1219	2	0	0	0	0	0	0	0
	Polling TS	1219	2	585	855	233 27.25%	130 15.20%	129 15.09%	260 30.41%	96 11.23%
	Vote By Mail	1219	2	37	37	6 16.22%	4 10.81%	9 24.32%	15 40.54%	3 8.11%
	Provisional	1219	2	913	1292	326 25.23%	178 13.78%	213 16.49%	423 32.74%	144 11.15%
0033542	Total	883	2	251	332	88 26.51%	55 16.57%	51 15.36%	91 27.41%	43 12.95%
	Polling OS	883	2	0	0	0	0	0	0	0
	Polling TS	883	2	341	488	152 31.15%	76 15.57%	69 14.14%	134 27.46%	54 11.07%
	Vote By Mail	883	2	31	38	11 28.95%	3 7.89%	10 26.32%	9 23.68%	5 13.16%
	Provisional	883	2	623	858	251 29.25%	134 15.62%	130 15.15%	234 27.27%	102 11.89%
0033543	Total	735	2	202	290	77 26.55%	67 23.10%	45 15.52%	62 21.38%	39 13.45%
	Polling OS	735	2	5	9	2 22.22%	0 0.00%	4 44.44%	3 33.33%	0 0.00%
	Polling TS	735	2	356	563	149 26.47%	125 22.20%	79 14.03%	135 23.98%	74 13.14%
	Vote By Mail	735	2	29	37	6 16.22%	11 29.73%	6 16.22%	10 27.03%	4 10.81%
	Provisional	735	2	592	899	234 26.03%	203 22.58%	134 14.91%	210 23.36%	117 13.01%
0033545	Total	735	8	592	899	234 26.03%	203 22.58%	134 14.91%	210 23.36%	117 13.01%

San Joaquin County
 General Election November 6, 2012
 Statement of Votes Cast by Precinct
 TRACY CITY COUNCIL

Reg. Voters	Vote For	Times Counted	Total Votes	MICHAEL MACIEL	CHARLES MANN	RAY MORELOS	NANCY D. YOUNG	ROGER J. BIRDSALL
0033546	Polling OS	850	229	84 26.50%	70 22.08%	38 11.99%	69 21.77%	54 17.03%
	Polling TS	850	0	0	0	0	0	0
	Vote By Mail	850	407	180 30.30%	116 19.53%	81 13.64%	155 26.09%	62 10.44%
	Provisional	850	32	11 31.43%	6 17.14%	1 2.86%	11 31.43%	6 17.14%
	Total	850	668	275 29.07%	192 20.30%	120 12.68%	235 24.84%	122 12.90%
0033546	Polling OS	947	242	84 25.69%	47 14.37%	47 14.37%	115 35.17%	33 10.09%
	Polling TS	947	10	5 25.00%	4 20.00%	3 15.00%	7 35.00%	1 5.00%
	Vote By Mail	947	427	154 24.52%	118 18.79%	98 15.61%	174 27.71%	81 12.90%
	Provisional	947	39	18 32.14%	8 14.29%	7 12.50%	22 39.29%	1 1.79%
	Total	947	718	261 25.32%	177 17.17%	155 15.03%	318 30.84%	116 11.25%
0033550	Polling OS	707	180	59 22.26%	45 16.98%	46 17.36%	86 32.45%	27 10.19%
	Polling TS	707	0	0	0	0	0	0
	Vote By Mail	707	320	116 24.95%	121 26.02%	74 15.91%	100 21.51%	53 11.40%
	Provisional	707	31	6 15.38%	9 23.08%	9 23.08%	9 23.08%	6 15.38%
	Total	707	531	181 23.54%	175 22.76%	129 16.78%	195 25.36%	86 11.18%
0033551	Polling OS	1459	397	143 24.44%	90 15.38%	89 15.21%	190 32.48%	73 12.48%
	Polling TS	1459	0	0	0	0	0	0
	Vote By Mail	1459	649	260 26.80%	151 15.57%	145 14.95%	272 28.04%	140 14.43%
	Provisional	1459	72	24 26.09%	13 14.13%	14 15.22%	28 30.43%	13 14.13%
	Total	1459	1118	427 25.93%	254 15.42%	248 15.06%	490 29.75%	226 13.72%
0033552	Polling OS	804	220	68 22.67%	55 18.33%	59 19.67%	84 28.00%	33 11.00%
	Polling TS	804	0	0	0	0	0	0
	Vote By Mail	804	352	112 22.49%	88 17.67%	80 16.06%	148 29.72%	68 13.65%
	Provisional	804	44	14 31.11%	10 22.22%	5 11.11%	13 28.89%	2 4.44%
	Total	804	616	194 23.01%	153 18.15%	144 17.08%	245 29.06%	103 12.22%
0033553	Polling OS	988	225	85 28.05%	36 11.88%	55 18.15%	89 29.37%	37 12.21%
	Polling TS	988	0	0	0	0	0	0
	Vote By Mail	988	441	152 24.52%	96 15.48%	117 18.87%	194 31.29%	57 9.19%
	Provisional	988	53	8 12.90%	8 12.90%	10 16.13%	26 41.94%	10 16.13%
	Total	988	719	245 24.87%	140 14.21%	182 18.48%	309 31.37%	104 10.56%
0033554	Polling OS	999	285	116 27.82%	65 15.59%	68 16.31%	110 26.38%	54 12.95%
	Polling TS	999	0	0	0	0	0	0
	Vote By Mail	999	460	165 24.55%	123 18.30%	101 15.03%	172 25.60%	111 16.52%
	Provisional	999	36	13 34.21%	10 26.32%	5 13.16%	5 13.16%	5 13.16%
	Total	999	781	294 26.09%	198 17.57%	174 15.44%	287 25.47%	170 15.08%
0042401	Polling OS	-	-	-	-	-	-	-
	Polling TS	-	-	-	-	-	-	-

San Joaquin County
 General Election November 6, 2012
 Statement of Votes Cast by Precinct
 TRACY CITY COUNCIL

Date: 12/03/12
 Time: 16:36:11
 Page: 2124 of 3835

	Reg. Voters	Vote For	Times Counted	Total Votes	MICHAEL MACIEL	CHARLES MANNE	RAY MORELOS	NANCY D. YOUNG	ROGER J. BIRDSALL
Polling OS	-	-	-	-	-	-	-	-	-
Polling TS	-	-	-	-	-	-	-	-	-
Vote By Mail	-	-	-	-	-	-	-	-	-
Provisional	-	-	-	-	-	-	-	-	-
Total	-	-	-	-	-	-	-	-	-
M0945033	-	-	-	-	-	-	-	-	-
Polling OS	-	-	-	-	-	-	-	-	-
Polling TS	-	-	-	-	-	-	-	-	-
Vote By Mail	-	-	-	-	-	-	-	-	-
Provisional	-	-	-	-	-	-	-	-	-
Total	-	-	-	-	-	-	-	-	-
M0945040	-	-	-	-	-	-	-	-	-
Polling OS	-	-	-	-	-	-	-	-	-
Polling TS	-	-	-	-	-	-	-	-	-
Vote By Mail	-	-	-	-	-	-	-	-	-
Provisional	-	-	-	-	-	-	-	-	-
Total	-	-	-	-	-	-	-	-	-
M0945060	-	-	-	-	-	-	-	-	-
Polling OS	-	-	-	-	-	-	-	-	-
Polling TS	-	-	-	-	-	-	-	-	-
Vote By Mail	-	-	-	-	-	-	-	-	-
Provisional	-	-	-	-	-	-	-	-	-
Total	-	-	-	-	-	-	-	-	-
M0945061	-	-	-	-	-	-	-	-	-
Polling OS	-	-	-	-	-	-	-	-	-
Polling TS	-	-	-	-	-	-	-	-	-
Vote By Mail	-	-	-	-	-	-	-	-	-
Provisional	-	-	-	-	-	-	-	-	-
Total	-	-	-	-	-	-	-	-	-
Total	33654	70	8603	12041	2937 24.39%	1919 15.94%	2220 18.44%	3322 27.59%	1600 13.29%
Polling OS	33654	70	114	172	48 27.91%	29 16.86%	30 17.44%	46 26.74%	16 9.30%
Polling TS	33654	70	14742	21858	5729 26.21%	3538 16.19%	3800 17.38%	5797 26.52%	2900 13.27%
Vote By Mail	33654	70	1303	1609	375 23.31%	248 15.41%	341 21.19%	456 28.34%	177 11.00%
Provisional	33654	280	24762	35680	9089 25.47%	5734 16.07%	6391 17.91%	9621 26.96%	4693 13.15%

San Joaquin County
 General Election November 6, 2012
 Statement of Votes Cast by Precinct

TRACY CITY COUNCIL		Write-In Votes
0011346		
Total	-	-
Polling OS	-	-
Polling TS	-	-
Vote By Mail	-	-
Provisional	-	-
0011348		
Total	-	-
Polling OS	-	-
Polling TS	-	-
Vote By Mail	-	-
Provisional	-	-
0033501		
Total	2	0.44%
Polling OS	0	-
Polling TS	1	0.13%
Vote By Mail	1	1.33%
Provisional	4	0.31%
0033502		
Total	0	0.00%
Polling OS	0	0.00%
Polling TS	0	0.00%
Vote By Mail	0	0.00%
Provisional	0	0.00%
0033503		
Total	0	0.00%
Polling OS	0	0.00%
Polling TS	0	-
Vote By Mail	4	0.72%
Provisional	0	0.00%
0033504		
Total	4	0.40%
Polling OS	6	1.48%
Polling TS	0	-
Vote By Mail	3	0.47%
Provisional	1	1.56%
0033505		
Total	10	0.90%
Polling OS	5	1.06%
Polling TS	0	0.00%
Vote By Mail	7	0.77%
Provisional	1	1.09%
0033507		
Total	13	0.88%

San Joaquin County
 General Election November 6, 2012
 Statement of Votes Cast by Precinct

Date: 12/03/12
 Time: 16:36:12
 Page: 2141 of 3835

TRACY CITY COUNCIL		Write-In Votes
0033507	Polling OS Polling TS Vote By Mail Provisional Total	0 3 1 1 4
		0.00% 0.47% 1.67% 0.35%
0033508	Polling OS Polling TS Vote By Mail Provisional Total	0 0 1 0 1
		0.00% - 0.25% 0.00% 0.16%
0033509	Polling OS Polling TS Vote By Mail Provisional Total	0 0 2 1 3
		0.00% - 0.29% 2.08% 0.27%
0033510	Polling OS Polling TS Vote By Mail Provisional Total	0 1 4 2 7
		0.00% 10.00% 0.66% 4.08% 0.73%
0033514	Polling OS Polling TS Vote By Mail Provisional Total	0 0 0 0 0
		0.00% - 0.00% 0.00% 0.00%
0033515	Polling OS Polling TS Vote By Mail Provisional Total	0 0 1 0 1
		0.00% 0.00% 0.25% 0.00% 0.14%
0033517	Polling OS Polling TS Vote By Mail Provisional Total	0 0 4 0 4
		0.00% - 0.79% 0.00% 0.53%
0033518	Polling OS Polling TS Total	0 0 0
		0.00% 0.00% 0.00%

San Joaquin County
 General Election November 6, 2012
 Statement of Votes Cast by Precinct

Date:12/03/12
 Time:16:36:12
 Page:2142 of 3835

TRACY CITY COUNCIL		Write-In Votes
Vote By Mail	1	0.11%
Provisional	0	0.00%
Total	1	0.07%
0033520		
Polling OS	5	1.99%
Polling TS	0	-
Vote By Mail	6	1.09%
Provisional	2	5.71%
Total	13	1.56%
0033521		
Polling OS	2	0.62%
Polling TS	0	-
Vote By Mail	5	0.75%
Provisional	0	0.00%
Total	7	0.67%
0033522		
Polling OS	1	0.25%
Polling TS	1	1.61%
Vote By Mail	8	0.95%
Provisional	1	3.33%
Total	11	0.83%
0033523		
Polling OS	2	0.56%
Polling TS	0	-
Vote By Mail	5	0.85%
Provisional	0	0.00%
Total	7	0.71%
0033524		
Polling OS	1	0.32%
Polling TS	0	-
Vote By Mail	3	0.60%
Provisional	0	0.00%
Total	4	0.47%
0033525		
Polling OS	0	0.00%
Polling TS	1	2.33%
Vote By Mail	1	0.13%
Provisional	0	0.00%
Total	2	0.17%
0033527		
Polling OS	1	0.20%
Polling TS	0	0.00%
Vote By Mail	0	0.00%
Provisional	1	1.28%

San Joaquin County
 General Election November 6, 2012
 Statement of Votes Cast by Precinct

Date: 12/03/12
 Time: 16:36:12
 Page: 2143 of 3835

TRACY CITY COUNCIL		Write-In Votes
0033529		
Total	2	0.14%
Polling OS	0	0.00%
Polling TS	0	-
Vote By Mail	2	0.46%
Provisional	0	0.00%
Total	2	0.29%
0033530		
Polling OS	1	0.28%
Polling TS	0	-
Vote By Mail	6	1.13%
Provisional	0	0.00%
Total	7	0.76%
0033534		
Polling OS	0	0.00%
Polling TS	0	-
Vote By Mail	2	0.59%
Provisional	0	0.00%
Total	2	0.34%
0033535		
Polling OS	1	0.28%
Polling TS	0	-
Vote By Mail	2	0.30%
Provisional	0	0.00%
Total	3	0.28%
0033540		
Polling OS	1	0.25%
Polling TS	0	-
Vote By Mail	7	0.82%
Provisional	0	0.00%
Total	8	0.62%
0033542		
Polling OS	4	1.20%
Polling TS	0	-
Vote By Mail	3	0.61%
Provisional	0	0.00%
Total	7	0.82%
0033543		
Polling OS	0	0.00%
Polling TS	0	0.00%
Vote By Mail	1	0.18%
Provisional	0	0.00%
Total	1	0.11%
0033545		
Total	1	0.11%

San Joaquin County
 General Election November 6, 2012
 Statement of Votes Cast by Precinct

Date:12/03/12
 Time:16:36:12
 Page:2144 of 3835

TRACY CITY COUNCIL		Write-In Votes
0033545	Polling OS	2 0.63%
	Polling TS	0 -
	Vote By Mail	0 0.00%
	Provisional	0 0.00%
	Total	2 0.21%
0033546	Polling OS	1 0.31%
	Polling TS	0 0.00%
	Vote By Mail	3 0.48%
	Provisional	0 0.00%
	Total	4 0.39%
0033550	Polling OS	2 0.75%
	Polling TS	0 -
	Vote By Mail	1 0.22%
	Provisional	0 0.00%
	Total	3 0.39%
0033551	Polling OS	0 0.00%
	Polling TS	0 -
	Vote By Mail	2 0.21%
	Provisional	0 0.00%
	Total	2 0.12%
0033552	Polling OS	1 0.33%
	Polling TS	0 -
	Vote By Mail	2 0.40%
	Provisional	1 2.22%
	Total	4 0.47%
0033553	Polling OS	1 0.33%
	Polling TS	0 -
	Vote By Mail	4 0.65%
	Provisional	0 0.00%
	Total	5 0.51%
0033554	Polling OS	4 0.96%
	Polling TS	0 -
	Vote By Mail	0 0.00%
	Provisional	0 0.00%
	Total	4 0.35%
0042401	Polling OS	- -
	Polling TS	- -

San Joaquin County
 General Election November 6, 2012
 Statement of Votes Cast by Precinct

Date:12/03/12
 Time:16:36:12
 Page:2168 of 3835

TRACY CITY COUNCIL		Write-In Votes
Polling OS	-	-
Polling TS	-	-
Vote By Mail	-	-
Provisional	-	-
Total	-	-
M0112650	-	-
Polling OS	-	-
Polling TS	-	-
Vote By Mail	-	-
Provisional	-	-
Total	-	-
M0113010	-	-
Polling OS	-	-
Polling TS	-	-
Vote By Mail	-	-
Provisional	-	-
Total	-	-
M0113310	-	-
Polling OS	-	-
Polling TS	-	-
Vote By Mail	-	-
Provisional	-	-
Total	-	-
M0113900	-	-
Polling OS	-	-
Polling TS	-	-
Vote By Mail	-	-
Provisional	-	-
Total	-	-
M0335440	-	-
Polling OS	0	-
Polling TS	0	-
Vote By Mail	0	0.00%
Provisional	0	-
Total	0	0.00%
M0424360	-	-
Polling OS	-	-
Polling TS	-	-
Vote By Mail	-	-
Provisional	-	-
Total	-	-
M0543280	-	-
Polling OS	-	-
Polling TS	-	-

San Joaquin County
 General Election November 6, 2012
 Statement of Votes Cast by Precinct

Date: 12/03/12
 Time: 16:36:13
 Page: 2183 of 3835

TRACY CITY COUNCIL	
Write-In Votes	
Polling OS	-
Polling TS	-
Vote By Mail	-
Provisional	-
Total	-
M0945033	
Polling OS	-
Polling TS	-
Vote By Mail	-
Provisional	-
Total	-
M0945040	
Polling OS	-
Polling TS	-
Vote By Mail	-
Provisional	-
Total	-
M0945060	
Polling OS	-
Polling TS	-
Vote By Mail	-
Provisional	-
Total	-
M0945061	
Polling OS	-
Polling TS	-
Vote By Mail	-
Provisional	-
Total	-
Polling OS	43 0.36%
Polling TS	3 1.74%
Vote By Mail	94 0.43%
Provisional	12 0.73%
Total	152 0.43%

REGISTRAR OF VOTERS'
CERTIFICATE OF RESULTS
OF THE
TRACY CITY TREASURER ELECTION
HELD ON TUESDAY, NOVEMBER 6, 2012


I, AUSTIN G. ERDMAN, Registrar of Voters for the County of San Joaquin, State of California, do hereby certify that this office has completed the canvass of the Tracy City Treasurer Election, held on Tuesday, November 6, 2012, and that the following are the results of said election:

CITY OF TRACY

TREASURER

Total Votes	19048	100.00 %
Raymond W. McCray	18572	97.50 %
Write-in Votes	476	2.50 %

IN WITNESS WHEREOF, I have hereunto set my hand and official seal this 3rd day of December, 2012.



AUSTIN G. ERDMAN
Registrar of Voters

San Joaquin County
 General Election November 6, 2012
 Statement of Votes Cast by Precinct

TRACY CITY TREASURER

	Reg. Voters	Vote For	Times Counted	Total Votes	RAYMOND W. MCCRAY		Write-In Votes
0011346	Total	-	-	-	-	-	-
	Polling OS	-	-	-	-	-	-
	Polling TS	-	-	-	-	-	-
	Vote By Mail	-	-	-	-	-	-
	Provisional	-	-	-	-	-	-
0011348	Total	-	-	-	-	-	-
	Polling OS	-	-	-	-	-	-
	Polling TS	-	-	-	-	-	-
	Vote By Mail	-	-	-	-	-	-
	Provisional	-	-	-	-	-	-
0033501	Total	-	-	-	-	-	-
	Polling OS	1336	339	245	240	97.96%	5
	Polling TS	1336	0	0	0	-	0
	Vote By Mail	1336	524	430	421	97.91%	9
	Provisional	1336	61	46	46	100.00%	0
	Total	1336	924	721	707	98.06%	14
0033502	Total	-	-	-	-	-	-
	Polling OS	1002	284	205	203	99.02%	2
	Polling TS	1002	1	1	1	100.00%	0
	Vote By Mail	1002	459	358	344	96.09%	14
	Provisional	1002	43	31	29	93.55%	2
	Total	1002	787	595	577	96.97%	18
0033503	Total	-	-	-	-	-	-
	Polling OS	900	258	207	200	96.62%	7
	Polling TS	900	0	0	0	-	0
	Vote By Mail	900	350	277	269	97.11%	8
	Provisional	900	37	31	30	96.77%	1
	Total	900	645	515	499	96.89%	16
0033504	Total	-	-	-	-	-	-
	Polling OS	1005	270	212	202	95.28%	10
	Polling TS	1005	0	0	0	-	0
	Vote By Mail	1005	424	329	323	98.18%	6
	Provisional	1005	53	43	40	93.02%	3
	Total	1005	747	584	565	96.75%	19
0033505	Total	-	-	-	-	-	-
	Polling OS	1425	331	254	237	93.31%	17
	Polling TS	1425	1	1	1	100.00%	0
	Vote By Mail	1425	591	479	458	95.62%	21
	Provisional	1425	71	55	55	100.00%	0
	Total	1425	994	789	751	95.18%	38
0033507	Total	-	-	-	-	-	-

San Joaquin County
 General Election November 6, 2012
 Statement of Votes Cast by Precinct

TRACY CITY TREASURER

	Reg Voters	Vote For	Times Counted	Total Votes	RAYMOND W. MCCRAY	Write-In Votes
0033508	1108	1	288	243	236 97.12%	7 2.88%
Polling OS	1108	1	1	0	0	0
Polling TS	1108	1	427	342	335 97.95%	7 2.05%
Vote By Mail	1108	1	44	32	31 96.88%	1 3.13%
Provisional	1108	1	760	617	602 97.57%	15 2.43%
Total	1108	4				
0033509	609	1	140	104	99 95.19%	5 4.81%
Polling OS	609	1	0	0	0	0
Polling TS	609	1	248	197	194 98.48%	3 1.52%
Vote By Mail	609	1	24	13	13 100.00%	0 0.00%
Provisional	609	4	412	314	306 97.45%	8 2.55%
Total	609	4				
0033510	1095	1	259	208	198 95.19%	10 4.81%
Polling OS	1095	1	0	0	0	0
Polling TS	1095	1	443	355	348 98.03%	7 1.97%
Vote By Mail	1095	1	42	27	26 96.30%	1 3.70%
Provisional	1095	4	744	590	572 96.95%	18 3.05%
Total	1095	4				
0033514	957	1	200	156	150 96.15%	6 3.85%
Polling OS	957	1	6	5	5 100.00%	0 0.00%
Polling TS	957	1	409	332	321 96.69%	11 3.31%
Vote By Mail	957	1	54	31	31 100.00%	0 0.00%
Provisional	957	4	669	524	507 96.76%	17 3.24%
Total	957	4				
0033515	1470	1	373	272	270 99.26%	2 0.74%
Polling OS	1470	1	0	0	0	0
Polling TS	1470	1	702	560	548 97.86%	12 2.14%
Vote By Mail	1470	1	37	26	24 92.31%	2 7.69%
Provisional	1470	4	1112	858	842 98.14%	16 1.86%
Total	1470	4				
0033517	728	1	181	131	129 98.47%	2 1.53%
Polling OS	728	1	12	9	8 88.89%	1 11.11%
Polling TS	728	1	299	219	217 99.09%	2 0.91%
Vote By Mail	728	1	17	14	14 100.00%	0 0.00%
Provisional	728	4	509	373	368 98.66%	5 1.34%
Total	728	4				
0033518	1467	1	384	287	278 96.86%	9 3.14%
Polling OS	1467	1	0	0	0	0
Polling TS	1467	1	339	269	265 98.51%	4 1.49%
Vote By Mail	1467	1	41	28	24 85.71%	4 14.29%
Provisional	1467	4	545	417	406 97.36%	11 2.64%
Total	1467	4				

San Joaquin County
 General Election November 6, 2012
 Statement of Votes Cast by Precinct

TRACY CITY TREASURER

	Reg. Voters	Vote For	Times Counted	Total Votes	RAYMOND W. MCCRAY		Write-In Votes
0033520							
Vote By Mail	1467	1	623	470	461	98.05%	9
Provisional	1467	1	43	30	29	96.67%	1
Total	1467	4	1052	789	770	97.59%	19
Polling OS	776	1	189	134	129	96.27%	5
Polling TS	776	1	0	0	0	-	0
Vote By Mail	776	1	375	292	282	96.58%	10
Provisional	776	1	23	20	19	95.00%	1
Total	776	4	587	446	430	96.41%	16
0033521							
Polling OS	985	1	253	161	155	96.27%	6
Polling TS	985	1	0	0	0	-	0
Vote By Mail	985	1	459	359	352	98.05%	7
Provisional	985	1	34	25	25	100.00%	0
Total	985	4	746	545	532	97.61%	13
0033522							
Polling OS	1300	1	275	207	202	97.58%	5
Polling TS	1300	1	43	32	31	96.88%	1
Vote By Mail	1300	1	570	442	421	95.25%	21
Provisional	1300	1	26	16	15	93.75%	1
Total	1300	4	914	697	669	95.98%	28
0033523							
Polling OS	966	1	273	201	194	96.52%	7
Polling TS	966	1	0	0	0	-	0
Vote By Mail	966	1	406	312	302	96.79%	10
Provisional	966	1	28	17	17	100.00%	0
Total	966	4	707	530	513	96.79%	17
0033524							
Polling OS	772	1	220	161	159	98.76%	2
Polling TS	772	1	0	0	0	-	0
Vote By Mail	772	1	338	267	262	98.13%	5
Provisional	772	1	22	17	17	100.00%	0
Total	772	4	580	445	438	98.43%	7
0033525							
Polling OS	1137	1	245	183	179	97.81%	4
Polling TS	1137	1	30	21	21	100.00%	0
Vote By Mail	1137	1	517	419	410	97.85%	9
Provisional	1137	1	44	31	31	100.00%	0
Total	1137	4	836	654	641	98.01%	13
0033527							
Polling OS	1187	1	330	261	257	98.47%	4
Polling TS	1187	1	3	3	3	100.00%	0
Vote By Mail	1187	1	551	440	431	97.95%	9
Provisional	1187	1	56	45	41	91.11%	4

San Joaquin County
 General Election November 6, 2012
 Statement of Votes Cast by Precinct
 TRACY CITY TREASURER

Date: 12/03/12
 Time: 16:36:05
 Page: 2025 of 3835

	Reg. Voters	Vote For	Times Counted	Total Votes	RAYMOND W. MCCRAY	Write-In Votes
0033529 Total	1187	4	940	749	732 97.73%	17 2.27%
Polling OS	615	1	162	117	112 95.73%	5 4.27%
Polling TS	615	1	0	0	0 -	0 -
Vote By Mail	615	1	265	224	221 98.66%	3 1.34%
Provisional	615	1	24	19	19 100.00%	0 0.00%
0033530 Total	615	4	451	360	352 97.78%	8 2.22%
Polling OS	936	1	268	192	188 97.92%	4 2.08%
Polling TS	936	1	0	0	0 -	0 -
Vote By Mail	936	1	391	295	285 96.61%	10 3.39%
Provisional	936	1	36	21	21 100.00%	0 0.00%
0033534 Total	936	4	695	508	494 97.24%	14 2.76%
Polling OS	582	1	165	117	114 97.44%	3 2.56%
Polling TS	582	1	0	0	0 -	0 -
Vote By Mail	582	1	249	186	179 96.24%	7 3.76%
Provisional	582	1	18	13	13 100.00%	0 0.00%
0033535 Total	582	4	432	316	306 96.84%	10 3.16%
Polling OS	929	1	229	190	187 98.42%	3 1.58%
Polling TS	929	1	0	0	0 -	0 -
Vote By Mail	929	1	442	336	331 98.51%	5 1.49%
Provisional	929	1	21	16	16 100.00%	0 0.00%
0033540 Total	929	4	692	542	534 98.52%	8 1.48%
Polling OS	1219	1	291	221	220 99.55%	1 0.45%
Polling TS	1219	1	0	0	0 -	0 -
Vote By Mail	1219	1	585	456	443 97.15%	13 2.85%
Provisional	1219	1	37	18	17 94.44%	1 5.56%
0033542 Total	1219	4	913	695	680 97.84%	15 2.16%
Polling OS	883	1	251	186	181 97.31%	5 2.69%
Polling TS	883	1	0	0	0 -	0 -
Vote By Mail	883	1	341	260	254 97.69%	6 2.31%
Provisional	883	1	31	24	24 100.00%	0 0.00%
0033543 Total	883	4	623	470	459 97.66%	11 2.34%
Polling OS	735	1	202	140	140 100.00%	0 0.00%
Polling TS	735	1	5	5	5 100.00%	0 0.00%
Vote By Mail	735	1	356	272	268 98.53%	4 1.47%
Provisional	735	1	29	24	21 87.50%	3 12.50%
0033545 Total	735	4	592	441	434 98.41%	7 1.59%

San Joaquin County
 General Election November 6, 2012
 Statement of Votes Cast by Precinct
 TRACY CITY TREASURER

Reg. Voters	Vote For	Times Counted	Total Votes	RAYMOND W. MCCRAY	Write-In Votes
0033546	0033546				
850	850	1	229	161	5
850	850	1	0	0	3.01%
850	850	1	407	282	12
850	850	1	32	26	4.08%
850	850	1	668	469	17
850	850	4	668	469	3.50%
0033550	0033550				
947	947	1	242	183	6
947	947	1	10	9	3.28%
947	947	1	427	330	0
947	947	1	39	33	0.00%
947	947	1	718	549	0
947	947	4	718	549	0.00%
0033551	0033551				
707	707	1	180	144	11
707	707	1	0	0	1.96%
707	707	1	320	254	6
707	707	1	31	24	4.00%
707	707	1	531	413	10
707	707	4	531	413	2.36%
0033552	0033552				
1459	1459	1	397	314	7
1459	1459	1	0	0	2.23%
1459	1459	1	649	503	9
1459	1459	1	72	52	0
1459	1459	1	1118	862	16
1459	1459	4	1118	862	1.82%
0033553	0033553				
804	804	1	220	158	3
804	804	1	0	0	1.90%
804	804	1	352	275	2
804	804	1	44	30	0.73%
804	804	1	616	457	1
804	804	4	616	457	3.33%
0033554	0033554				
988	988	1	225	174	6
988	988	1	0	0	1.72%
988	988	1	441	349	0
988	988	1	53	37	1.69%
988	988	1	719	557	0
988	988	4	719	557	0.00%
0042401	0042401				
999	999	1	285	207	9
999	999	1	0	0	1.59%
999	999	1	460	354	6
999	999	1	36	24	2.90%
999	999	1	781	585	3
999	999	4	781	585	0.85%
999	999	4	781	585	0.00%
999	999	4	781	585	1.54%

San Joaquin County
 General Election November 6, 2012
 Statement of Votes Cast by Precinct

TRACY CITY TREASURER

	Reg. Voters	Vote For	Times Counted	Total Votes	RAYMOND W. MCCRAY	Write-In Votes
Polling OS	-	-	-	-	-	-
Polling TS	-	-	-	-	-	-
Vote By Mail	-	-	-	-	-	-
Provisional	-	-	-	-	-	-
Total	-	-	-	-	-	-
M0112650	-	-	-	-	-	-
Polling OS	-	-	-	-	-	-
Polling TS	-	-	-	-	-	-
Vote By Mail	-	-	-	-	-	-
Provisional	-	-	-	-	-	-
Total	-	-	-	-	-	-
M0113010	-	-	-	-	-	-
Polling OS	-	-	-	-	-	-
Polling TS	-	-	-	-	-	-
Vote By Mail	-	-	-	-	-	-
Provisional	-	-	-	-	-	-
Total	-	-	-	-	-	-
M0113310	-	-	-	-	-	-
Polling OS	-	-	-	-	-	-
Polling TS	-	-	-	-	-	-
Vote By Mail	-	-	-	-	-	-
Provisional	-	-	-	-	-	-
Total	-	-	-	-	-	-
M0113900	-	-	-	-	-	-
Polling OS	-	-	-	-	-	-
Polling TS	-	-	-	-	-	-
Vote By Mail	-	-	-	-	-	-
Provisional	-	-	-	-	-	-
Total	-	-	-	-	-	-
M0335440	-	-	-	-	-	-
Polling OS	3	1	0	0	0	-
Polling TS	3	1	0	0	0	-
Vote By Mail	3	1	3	3	3	100.00%
Provisional	3	1	0	0	0	-
Total	3	4	3	3	3	100.00%
M0424360	-	-	-	-	-	-
Polling OS	-	-	-	-	-	-
Polling TS	-	-	-	-	-	-
Vote By Mail	-	-	-	-	-	-
Provisional	-	-	-	-	-	-
Total	-	-	-	-	-	-
M0543280	-	-	-	-	-	-
Polling OS	-	-	-	-	-	-
Polling TS	-	-	-	-	-	-

San Joaquin County
 General Election November 6, 2012
 Statement of Votes Cast by Precinct

TRACY CITY TREASURER

Date:12/03/12
 Time:16:36:07
 Page:2065 of 3835

	Reg. Voters	Vote For	Times Counted	Total Votes	RAYMOND W. MCCRAY	Write-In Votes
Polling OS	-	-	-	-	-	-
Polling TS	-	-	-	-	-	-
Vote By Mail	-	-	-	-	-	-
Provisional	-	-	-	-	-	-
Total	-	-	-	-	-	-
M0945033	-	-	-	-	-	-
Polling OS	-	-	-	-	-	-
Polling TS	-	-	-	-	-	-
Vote By Mail	-	-	-	-	-	-
Provisional	-	-	-	-	-	-
Total	-	-	-	-	-	-
M0945040	-	-	-	-	-	-
Polling OS	-	-	-	-	-	-
Polling TS	-	-	-	-	-	-
Vote By Mail	-	-	-	-	-	-
Provisional	-	-	-	-	-	-
Total	-	-	-	-	-	-
M0945060	-	-	-	-	-	-
Polling OS	-	-	-	-	-	-
Polling TS	-	-	-	-	-	-
Vote By Mail	-	-	-	-	-	-
Provisional	-	-	-	-	-	-
Total	-	-	-	-	-	-
M0945061	-	-	-	-	-	-
Polling OS	-	-	-	-	-	-
Polling TS	-	-	-	-	-	-
Vote By Mail	-	-	-	-	-	-
Provisional	-	-	-	-	-	-
Total	-	-	-	-	-	-
Polling OS	33654	35	8603	6461	6289	172
Polling TS	33654	35	114	88	86	2
Vote By Mail	33654	35	14742	11559	11284	275
Provisional	33654	35	1303	940	913	27
Total	33654	140	24762	19048	18572	476
						2.50%