

# NOTICE OF REGULAR MEETING

Pursuant to Section 54954.2 of the Government Code of the State of California, a Regular meeting of the **SOUTH COUNTY FIRE AUTHORITY** is hereby called for:

**Date/Time:** **Tuesday, October 15, 2013, 5:45 p.m.**  
(or as soon thereafter as possible)

**Location:** **Council Chambers**  
**333 Civic Center Plaza, Tracy**

Government Code Section 54954.3 states that every public meeting shall provide an opportunity for the public to address the South County Fire Authority on any item, before or during consideration of the item, however no action shall be taken on any item not on the agenda.

1. Call to Order
2. Roll Call
3. Items from the Audience - *In accordance with Procedures for Preparation, Posting and Distribution of Agendas and the Conduct of Public Meetings, adopted by Resolution 2008-140 any item not on the agenda brought up by the public at a meeting, shall be automatically referred to staff. If staff is not able to resolve the matter satisfactorily, the member of the public may request a Board Member to sponsor the item for discussion at a future meeting.*
4. Approval of Minutes
5. RECEIVE AND ACCEPT THE FIRE CHIEF'S INFORMATIONAL UPDATE
6. ACCEPT A REPORT ON THE SOUTH COUNTY FIRE AUTHORITY EMERGENCY RESPONSE PERFORMANCE FOR THE FIRST QUARTER OF FISCAL YEAR 2013/2014
7. Items from the Audience
8. Adjournment

**Posting Date: October 10, 2013**

The City of Tracy is in compliance with the Americans with Disabilities Act and will make all reasonable accommodations for the disabled to participate in public meetings. Persons requiring assistance or auxiliary aids in order to participate, should call City Hall (209-831-6000), at least 24 hours prior to the meeting.

Any materials distributed to the majority of the South County Fire Authority regarding any item on this agenda will be made available for public inspection in the City Clerk's office located at 333 Civic Center Plaza, Tracy, during normal business hours

**July 16, 2013, 6:00 p.m.**

Council Chambers, 333 Civic Center Plaza

*Web Site: [www.ci.tracy.ca.us](http://www.ci.tracy.ca.us)*

1. Chairperson Rickman called the meeting to order at 6:00 p.m.
2. Roll Call found Directors Maciel, Thoming, Vieira and Chairperson Rickman present.
3. Items from the Audience - None.
4. Approval of Minutes – It was moved by Director Maciel and seconded by Director Thoming to adopt the regular meeting minutes of April 16, 2013, and the special meeting minutes of May 7, 2013. Voice vote found all in favor; passed and so ordered.
5. RECEIVE AN UPDATE ON THE STRUCTURE FOR FIRE SERVICE GOVERNANCE AND APPROVE THE FIRE SERVICE GOVERNANCE STEERING COMMITTEE'S RECOMMENDATION REGARDING THE FUTURE GOVERNANCE STRUCTURE – Fire Chief Nero provided the staff report. At the May 15, 2012, City Council meeting, staff provided a presentation on the current structure of fire governance, which included an overview of the process to be employed over the succeeding months to evaluate and identify alternatives to the existing structure. The goal was to identify a structure that streamlines decision making and existing barriers to governance efficiency related to the provision of fire services within the South County Fire Authority service area.

On June 5, 2012, the City Council appointed Steve Abercrombie to represent the Council on the Fire Governance Steering Committee. At the July 17, 2012 meeting of the South County Fire Authority (SCFA), the SCFA Board appointed Jim Thoming to represent the SCFA on the Fire Governance Steering Committee (Committee). The Tracy Rural Fire District (TRFD) appointed John Vieira, the Mountain House Community Services District (MHCS D) appointed Celeste Farron, IAFF Local 3355 appointed Ryan Gall, and Robert Sarvey and Dan Ball were appointed as community members at large. The Committee has convened monthly since January 2013. Special meetings were scheduled as needed.

Staff provided the Committee with four options: (1) maintain the current structure, (2) dissolve the SCFA and form a new joint powers authority, (3) have all entities contract directly for fire services with the City, and (4) annex the City and MHCS D into the TRFD to form one fire district. The MHCS D representative has indicated that MHCS D does not want to be annexed into the TRFD.

Staff held three community workshops to receive input from the public. The meetings were held at the MHCS D Board room, New Jerusalem School, and the Tracy Transit Station. One person attended the Mountain House workshop, no one attended the workshop at New Jerusalem School, and three people attended the workshop at the Transit Station, two of those people were TRFD Board members. No concerns were raised during any of the meetings. Staff reported the workshop results to the Committee.

Staff formed a task force of Fire Department employees to review the options, perform research to gather information regarding each of the four options and to advise of any concerns that employees may have regarding the options. Additionally, staff met with IAFF Local 3355 to discuss the options and identify any concerns related to them. The concerns raised through that process were security of employment for current employees and continuance of the current employee contract, should any option be implemented that changes the current employer.

Staff met with the Interim County Administrator to provide an overview of the options, requested that the Interim County Administrator touch bases with the Board of Supervisors to determine any concerns, and asked the County to identify any fiscal concerns. Staff provided information that the County will use in making that determination. Staff also met with the County Auditor to get property tax information upon which to base analysis of fiscal considerations regarding the City being annexed into the TRFD.

Staff's analysis of the four options indicates that two have merit: (1) maintaining the current structure, or (2) annexing the City into the TRFD.

The following is an overview of each option based on the information available to date:

Strengthen the Existing Joint Powers Authority - The SCFA is a Joint Powers Authority (JPA), organized in 1999 pursuant to California Government Code Sections 6500-6536. The JPA currently consists of two partners, the City of Tracy and the TRFD. The service area covered by the JPA includes the jurisdictional areas of the City of Tracy, the adjacent rural areas, and the community of Mountain House. Services are provided to the community of Mountain House pursuant to a contract with the TRFD. The JPA is governed by a four member board of directors, two from each partner. Services are provided through contract, by the City of Tracy. Costs, including indirect costs, are allocated through a formula based on the staffing needs within each member's jurisdictional area. Each member is responsible for the costs of replacement apparatus and major repair/renovation of facilities located within their respective jurisdictional boundaries.

Should this option be approved, staff recommended that the following changes be made to the JPA:

- Offer full membership in the JPA to the community of Mountain House.
- Expand the Board of Directors to five. If Mountain House accepts membership, they will be represented on the Board. If not, an "At Large" position be established with appointment determined by the member agencies.
- Incrementally move toward full autonomy for the JPA. This may begin with the establishment of a pool to cover capital costs for all member agencies, each member agency paying its "fair share." During the next year, develop an implementation plan to achieve this goal. The implementation toward full autonomy will take several years to achieve.

Annexation of the City into the Tracy Rural Fire District - Annexations are subject to the Cortese-Knox-Hertzberg Local Government Reorganization Act and are subject to Local Agency Formation Commission (LAFCo) procedures. The proceedings for annexation may be initiated by resolution of the affected local agency, the TRFD in this case.

Parties are required to negotiate an exchange of property tax revenues to establish the revenue source(s) to fund the service. If the application proceeds, LAFCo will hold a public hearing and may either terminate the proceedings if a majority protest exists, order annexation subject to voter confirmation if the requisite number of protests are made, or order annexation without an election if the number of protests does not require an election.

All properties within the TRFD's jurisdiction are subject to a benefit assessment based on the type of structure. Services would be funded through property tax and the benefit assessment. Residential and most commercial structures are assessed three cents per square foot in addition to the base property tax. The County, acting on behalf of the TRFD, and the City would negotiate a property tax sharing agreement to determine the property tax to be transferred to the TRFD.

Staff analyzed the fiscal effect on the City, making certain assumptions. Financial experts have not verified staff's analysis so it is subject to change. Staff recommended that caution be used and that no decision be based on its analysis until verified.

Upon completion of the annexation, the City would have no authority or responsibility for fire services. The delivery of all fire services would be the full responsibility of the TRFD. To implement this option, the following would first need resolution:

- Agreement on how to resolve the TRFD's debt to the City.
- Employee transfer plan and implementation of current MOU.
- Agreement regarding ownership, use, and maintenance of facilities and apparatus/equipment.
- Implementation plan for the transfer of authority and responsibility.

There would be no fiscal impact for Option 1 - Strengthening the Existing Joint Powers Agreement, as long as existing share is intact. The fiscal impact for Option 2 - Annexation of the City into the TRFD, would be subject to negotiations.

Staff recommended that the South County Fire Authority Board of Directors direct staff to advise LAFCo that the current governance structure will be continued while the parties move toward a regional stand-alone fire agency.

Director Maciel asked what the primary difference would be between the existing JPA and strengthening the JPA. Fire Chief Nero stated the difference would be adding the fifth member to the JPA and the Fire Authority would move towards having its own stand-alone agency with the supporting staff and infrastructure.

Director Maciel asked if the Fire Governance Steering Committee had completed their task. Fire Chief Nero responded no. After the fiscal analysis has been completed, staff will bring the analysis back to the committee for review and recommendation.

Director Maciel asked how long the Fire Governance Steering Committee would continue to meet. Fire Chief Nero responded approximately four months.

Robert Tanner, 1371 Rusher Street, asked which option would include the stand-alone fire agency. Fire Chief Nero responded that either of the two options, maintaining the current structure, or annexing the City into the TRFD would be a stand-alone fire agency.

Mr. Tanner asked if the City can be charged an assessment by LAFCo. Fire Chief Nero responded no. Fire Chief Nero responded if SCFA, City of Tracy, and TRFD decide to move toward the annexation model, and that annexation is successful, there could be an additional three cents per square feet levied on all properties in the City of Tracy.

Director Thoming stated the Board is not agreeing to any of the specific models at this point. Fire Chief Nero responded the Steering Committee, Council and TRFD are committing to implementation of the stand-alone fire agency, but not committing to either of these models.

It was moved by Director Maciel and seconded by Director Thoming to direct staff to advise LAFCo that the current governance structure will be continued while the parties move toward a regional stand-alone fire agency. Voice vote found all in favor; passed and so ordered.

6. ACCEPT A REPORT ON THE SOUTH COUNTY FIRE AUTHORITY EMERGENCY RESPONSE PERFORMANCE FOR FOURTH QUARTER OF FISCAL YEAR 2012-2013 – Division Chief Steve Hanlon provided the staff report. The report presents historical Fire Department response information for the fourth quarter of fiscal year 2011/2012.

There were a total of 1,517 incidents in the South County Fire Authority (SCFA) during the fourth quarter of fiscal year 2012/2013. This is a decrease of 86 incidents compared to the fourth quarter of 2011/2012. The distribution of incidents among the jurisdictions of the SCFA remains consistent, where the majority of incidents occurred in the City of Tracy (68%), followed by Tracy Rural Fire District (17%), Mountain House Community Services District (6%), Freeways (3%), and other areas outside of the SCFA (6%).

During the evaluation period, the department responded to a total of 35 structure fires in the entire SCFA; 26 in the City and nine in the Rural District. Thirteen of the 35 structure fires were still working fires on arrival of fire companies. Eleven of the working fires involved residential structures. One was a bathroom fire at South/West Park School, and the other a barn fire that destroyed a \$200,000 chicken manure composter. There were no structure fires in the Mountain House Community Services District (MHCSD) during the quarter.

One of the department's goals is to confine residential structure fires to the room of origin or less 90% of the time. In fiscal year 2012/2013 that goal was met 74% of the time in the City, 82% of the time in Tracy Rural Fire Protection District, and 60% of the time in the MHCSD.

In July 2011, staff began presenting response time data to the SCFA Board by each of the four components of response time, "Call Processing," "Turnout Time," "Travel Time," and the "Total Reflex Time." The quarterly report displays the performance for each of these time components by percentage and percentile and compares them to both the desired benchmarks and to the acceptable baselines.

During the fourth quarter of fiscal year 2012/2013, the department responded to 43% of all emergency incidents inside of the City of Tracy within the total reflex performance objective of 6.5 minutes.

The 90<sup>th</sup> percentile for all incidents in the City was 9 minutes and 16 seconds meaning 90% of all incidents were responded to within 9:16 or less.

In the fourth quarter of fiscal year 2012/2013, the Fire Department responded to 61% of all emergency incidents in the TRFD within the total reflex performance objective of 10 minutes. The 90<sup>th</sup> percentile for all incidents in the rural area was 13 minutes and 46 seconds; 90% of all incidents were responded to within 13:46 or less.

Response performance in the MHCSD was 32% for all emergency incidents within the total reflex performance objective of 6.5 minutes. The 90<sup>th</sup> percentile for all incidents was 9 minutes and 26 seconds (9:26).

Division Chief Hanlon stated there was a significant drop in city travel time during the fourth quarter of fiscal year 2012/2013. Between November 29, 2012, and February 28, 2013, the call processing time for the entire SCFA was 2 minutes and 36 seconds. The objective of one minute or less 23% of the time was met. From March 1, 2013 to June 30, 2013, the 90<sup>th</sup> percentile went up to 3 minutes and 19 seconds, with an increase of 43 seconds. The ability to meet the call processing goal in one minute or less dropped from 23% to 11%. The reason for the decrease stems from call dispatching. In November 2012, when a 911 emergency call was received, the dispatcher established the address and nature of the call and dispatched fire resources before finishing questioning. This method of dispatching created a significant improvement in call processing time. In March 2013, the Emergency Medical Dispatching (EMD) reverted back to asking questions before dispatching fire resources, causing response times to increase and decreasing the ability to meet objectives. Emergency Medical Dispatching (EMD) helps reduce cancelled in route calls so they will not be billed. Emergency Medical Services (EMS) agency controls the EMD process. Division Chief Hanlon added every member of the Joint Radio Uses Group (JRUG) must use the same response procedure.

Staff recommended the Board of Directors accept the South County Fire Authority Quarterly Response Performance Report for the fourth quarter of fiscal year 2012/2013.

Director Maciel asked if JRUG has influence on the dispatching process. Division Chief Hanlon responded that JRUG does have power but the group is made up of a number of Fire Protection Districts, and Tracy is only one member of that group.

Director Maciel stated it seemed the process took a step back to benefit Stockton. Director Maciel added he thought other agencies would have preferred not to return to the old dispatching protocol.

Fire Chief Nero responded Stockton receives more emergency calls than any other agency in the county. A large percentage of Stockton's calls are cancelled in route. Fire Chief Nero added when companies are cancelled in route they are not available for real calls. The EMS agency has had a long standing call processing protocol. In November, the EMS agency was convinced that they did not need to go through the

call-processing protocol before dispatching a unit. In March the EMS agency elected to revert back to normal protocol. The Tracy Fire District was the only member of JRUG that voted against reverting back to normal call processing protocol.

Director Maciel asked whether two call processing methods could be used. Fire Chief Nero responded staff continues to work with JRUG and Lifecom to find a resolution.

Director Maciel asked if there was anything SCFA could do to help state Tracy Fire District's position to JRUG. Fire Chief Nero responded he would appreciate support from SCFA.

Director Thoming agreed with Director Maciel and added a 12% difference in call processing time is significant. Director Thoming agreed with any action the board could take to make Tracy's Fire District's position clear to JRUG or EMS agency.

There was no one from the public wishing to comment on the item.

Chairperson Rickman asked what could be done to bring more local control. Chairperson Rickman asked if sending a letter to the necessary entities stating the Authority's position would be of assistance. Fire Chief Nero responded a letter to both the EMS Manager and Lifecom would help state TRFD's position.

Director Maciel asked if SCFA should consider setting up a subcommittee to draft a letter. Bill Sartor, Assistant City Attorney, responded any action would need to be placed on a future agenda.

It was moved by Director Maciel and seconded by Director Thoming to accept the South County Fire Authority Emergency Response Performance for the fourth quarter of Fiscal Year 2012-2013. Voice vote found all in favor; passed and so ordered.

7. Items from the Audience - None

Chairperson Rickman asked if an agenda item to form a subcommittee to draft a letter supporting the prior call processing method could be placed on a future agenda. Fire Chief Nero responded yes.

8. Adjournment – It was moved by Director Maciel and seconded by Director Thoming to adjourn. Voice vote found all in favor; passed and so ordered. Time: 6:38 p.m.

The above are summary minutes. The above agenda was posted at Tracy City Hall on July 11, 2013.

---

Chairperson

Attest:

---

Secretary

October 15, 2013

SCFA AGENDA ITEM 5

REQUEST

**RECEIVE AND ACCEPT THE FIRE CHIEF'S INFORMATIONAL UPDATE**

EXECUTIVE SUMMARY

This agenda item will update the South County Fire Authority Board of Directors on the progress of the fire governance.

DISCUSSION

The Fire Chief will provide the South County Fire Authority Board members with an informational report on items regarding the fire governance in an effort to keep the Directors and residents up-to-date.

FISCAL IMPACT

There is no fiscal impact with this informational item.

RECOMMENDATION

That the South County Fire Authority Board of Directors receive and accept the Fire Chief's informational update.

Prepared by: Alford Nero, Fire Chief  
Reviewed by: R. Leon Churchill Jr., Executive Director  
Approved by: R. Leon Churchill Jr., Executive Director



SCFA AGENDA ITEM 6

REQUEST

**ACCEPT A REPORT ON THE SOUTH COUNTY FIRE AUTHORITY EMERGENCY  
RESPONSE PERFORMANCE FOR THE FIRST QUARTER OF FISCAL YEAR  
2013/2014**

EXECUTIVE SUMMARY

The following report is a summary of emergency response performance for the first quarter of fiscal year 2013/2014. The total number fire department incidents in the South County Fire Authority for the first quarter decreased by 6% compared to the same quarter in fiscal year 2011/2012. Response performance remains on par and consistent.

DISCUSSION

This report presents historical fire department response information for the first quarter of fiscal year 2013/2014.

There were a total of 1571 incidents in the South County Fire Authority (SCFA) during the first quarter of fiscal year 2013/2014. This is a decrease of 118 incidents compared to the same quarter last fiscal year, but an increase of 151 incidents from the first quarters of 2011/2012 and an increase of 182 from 2010/2011.

There were 24 structure fires in the South County Fire Authority during the first quarter of 2013/2014. This is an increase of 18 compared to the same quarter last fiscal year. Thirteen occurred in the City of Tracy, ten in the Tracy Rural Fire Protection District, and one in the Mountain House Community Services District. The loss from structure fires in the City was also up considerably.

Structure fire loss in the City limits during the first quarter of fiscal year 2013/2014 was \$2,654,080 (property and content loss). The majority of that loss was attributed to fires in two manufacturing facilities, and one residential structure fire. A foam manufacturer on N. Mac Arthur Drive suffered a \$2,090,697 loss after two fires that occurred on August 13<sup>th</sup> and 15<sup>th</sup>. A Larch Road maker of semiconductor instruments suffered a \$355,000 loss on July 3<sup>rd</sup> when one of their machines burned, and a single family residence on Lincoln Boulevard suffered a \$90,000 loss.

The Department's goal is to confine residential structure fires to the room of origin or less 90% of the time. During the first quarter of 2013/2014, that goal was met 73% of the time in the City, there were no residential structure fires in the Rural area during the quarter, and the one structure fire in the Mountain House Community Services District did not extend to the residence.

During the first quarter of fiscal year 2013/2014, the department responded to 40% of all emergency incidents inside of the City of Tracy within the total reflex performance

objective of 6.5 minutes. The 90<sup>th</sup> percentile for all incidents in the City was 9 minutes and 15 seconds (9:15) meaning 90% of all incidents were responded to in 9:15 or less.

In the first quarter of fiscal year 2013/2014, the fire department responded to 61% of all emergency incidents in the TRFPD within the total reflex performance objective of 10 minutes. The 90<sup>th</sup> percentile for all incidents in the rural area was 14 minutes and 57 seconds; 90% of all incidents were responded to within 14:57 or less.

Response performance in the Mountain House Community Services District was 41% for all emergency incidents within the total reflex performance objective of 6.5 minutes. The 90<sup>th</sup> percentile for all incidents was 9 minutes and 57 seconds (10:07).

#### FISCAL IMPACT

There is no fiscal impact related to receiving this report

#### RECOMMENDATION

Staff recommends the Board of Directors accept the South County Fire Authority Response Performance Report for the first quarter of fiscal year 2013/2014.

Prepared by: Steve Hanlon, Fire Division Chief

Reviewed by: Al Nero, Fire Chief

Approved by: Leon Churchill, Jr., Executive Director

Attachment: South County Fire Authority Quarterly Response Performance Report



# South County Fire Authority Quarterly Response Performance Report

## First Quarter - Fiscal Year 2013/2014 (July 1, 2013 through September 30, 2013)

This report reflects incident responses for all jurisdictions of the South County Fire Authority during the first quarter of Fiscal Year 2013/2014. It includes fire department response for the City of Tracy, the Tracy Rural Fire Protection District, and the town of Mountain House.

Tables and charts display the numbers of incidents occurring in each jurisdiction of the South County Fire Authority, responses per company, the total number of incident for the past year, response performance, and a summary of the major fires that have occurred during the first quarter of Fiscal Year 2013/2014.

### Incidents by Type – First Quarter FY 2013/2014

The following table displays the percentage of incident types dispatched in each jurisdiction of the South County Fire Authority during the first quarter of Fiscal Year 2013/2014.

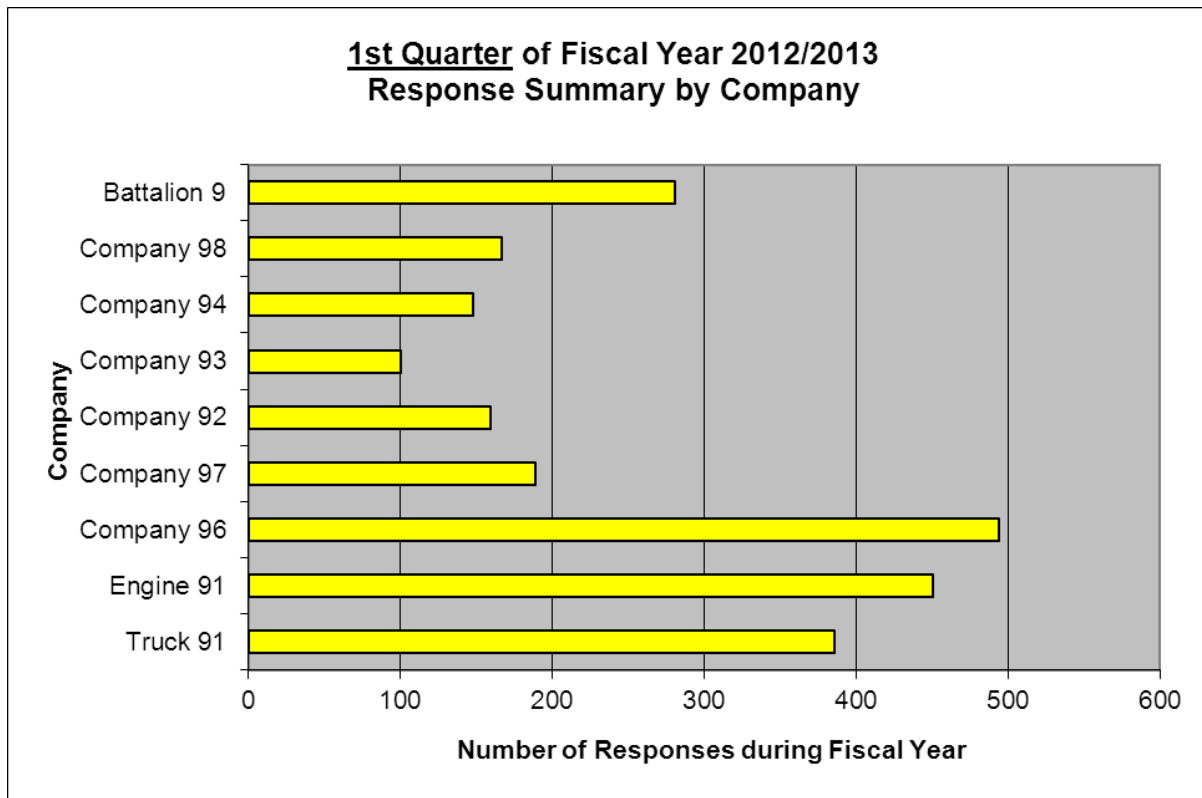
<u>Call Type</u>	<u>City</u>	<u>Rural</u>	<u>Mt. House</u>	<u>Freeway</u>	<u>Other</u>	<u>TOTALS</u>
Fires	7.4%	26.3%	12%	40%	41%	13%
EMS/Rescue	72.7%	60.5%	67%	50%	54%	69%
Hazardous Condition	3.7%	8.2%	1%	0%	2%	4%
Service	3.3%	1.3%	5%	10%	0%	3%
Alarm	12.3%	3.6%	13%	0%	0%	10%
Other	0.6%	0.0%	2%	0%	2%	1%
<b>TOTALS</b>	<b>1086</b>	<b>304</b>	<b>84</b>	<b>10</b>	<b>87</b>	<b>1571</b>
Percentage of Total	69%	19%	5%	1%	6%	

## Responses by Company of the South County Fire Authority

This table shows the number of responses that each fire unit was attached to during the first quarter of Fiscal Year 2013/2014. These responses incorporate multiple units that have responded to a single incident.

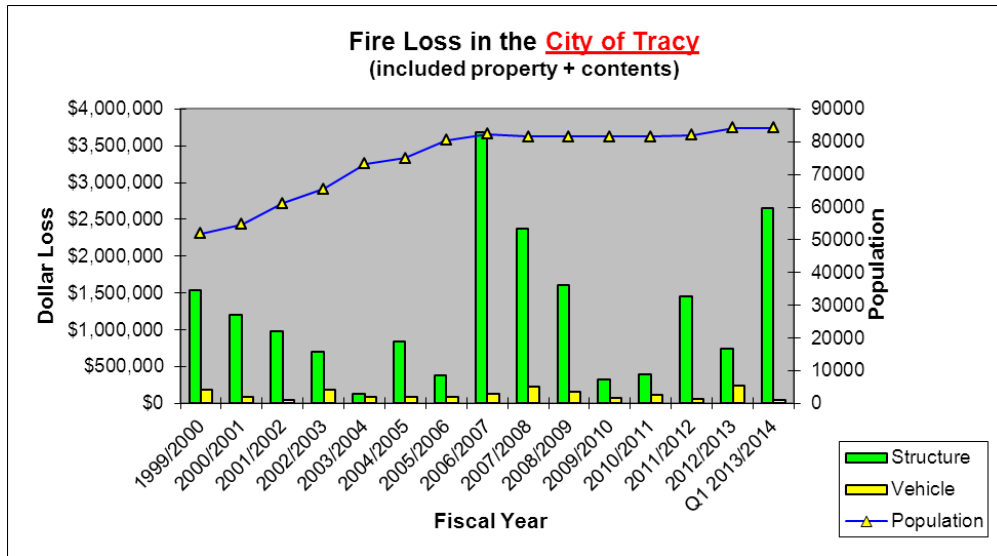
<b>Company</b>	<b>City</b>	<b>Rural</b>	<b>Mt. House</b>	<b>Freeway</b>	<b>Other</b>	<b>TOTALS</b>
<b>Truck 91</b>	297	79	7	1	2	386
<b>Engine 91</b>	380	62	7	0	2	451
<b>Company 96</b>	419	63	4	0	8	494
<b>Company 97</b>	154	33	0	1	1	189
<b>Company 92</b>	46	86	1	1	25	159
<b>Company 93</b>	15	80	0	1	4	100
<b>Company 94</b>	28	73	12	3	32	148
<b>Company 98</b>	26	52	77	2	10	167
<b>Battalion 9</b>	125	128	9	2	17	281
<b>TOTALS</b>	<b>1490</b>	<b>656</b>	<b>117</b>	<b>11</b>	<b>101</b>	<b>2375</b>
Percentage of Total	63%	28%	5%	0%	4%	100%
<b>Reserve Engine 95</b>	157	37	3	5	5	207
<b>Reserve Engine 90</b>	28	17	3	0	4	52
<b>OES 349</b>	31	3	0	0	1	35

The chart below displays the number of responses per company during the first quarter of Fiscal Year 2012/2013. The data for this bar chart is from the table above.

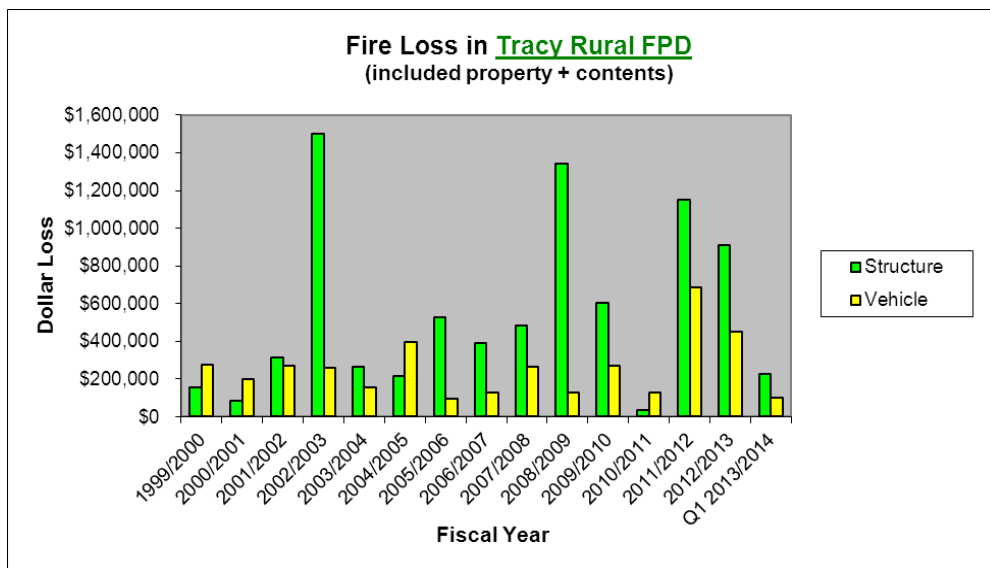


## Structure Fire Loss

During the first quarter of Fiscal Year 2013/2014 the Fire Department was dispatched to 33 structure fires in the City of Tracy. Thirteen turned out to be actual fires on arrival of the fire department. The most significant was to a Mac Arthur Drive foam manufacturing plant on 8/13/13. That loss was estimated to be \$2,050,697. A single family residence at 2330 Lincoln Boulevard suffered \$90,000 in structure fire loss on 7/23/13 (that same house suffered a \$125,000 fire loss in May 2005). A Larch Road manufacturer of semiconductor instrumentation suffered a \$355,000 loss when a machine burned on 7/3/13. That fire extended to the structure before it was knocked down by the fire sprinkler system.



The Fire Department was dispatched to ten structure fires in the Tracy Rural Fire Protection District during the first quarter of Fiscal Year 2013/2014. Four were actual fires upon arrival of the fire department. These included an 8/20/13 barn fire on Middle Road, a 9/1/13 heavy timber bridge fire that crossed the Delta Mendota Canal, a 9/1/13 refrigerated trailer fire that extended into the loading dock at the Safeway Distribution Center, and a boat house on Grimes Road (9/29/13).



## Structure Loss

The following table lists the most significant dollar loss fires that occurred during the first quarter of Fiscal Year 2013/2014. This list includes only fires with over \$10,000 in combined property and content loss.

### City of Tracy Structure Fire Loss

### Tracy Rural FPD Structure Fire Loss

Date	Address	Dollar Loss	Date	Address	Dollar Loss
7/03/2013	392 W. Larch Rd.	\$355,000	8/20/2013	14100 W. Middle Rd.	\$100,000
7/23/2013	2330 Lincoln Blvd.	\$90,000	9/01/2013	16900 W. Schulte Rd.	\$75,000
8/13/2013	2015 N. Mac Arthur Dr.	\$2,050,697	9/01/2013	Hansen Rd. at Schulte Rd.	\$50,000
8/15/2013	2015 N. Mac Arthur Dr.	\$40,000			
9/04/2013	1550 Parker Ave.	\$65,283			
9/20/2013	5 W. Eaton Ave.	\$13,000			
9/30/2013	2060 Seville Dr.	\$10,500			

### MHCSO Structure Fire Loss

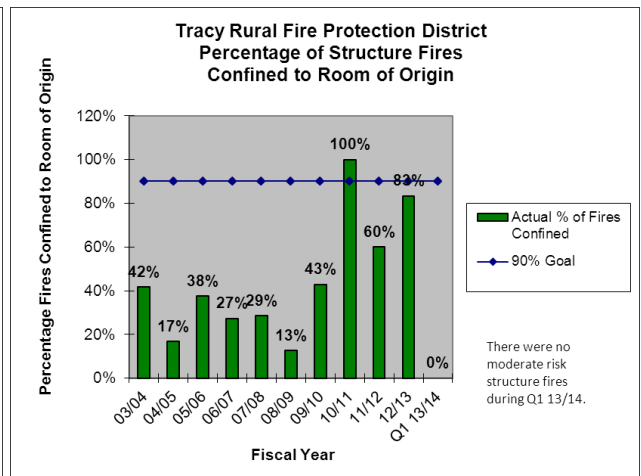
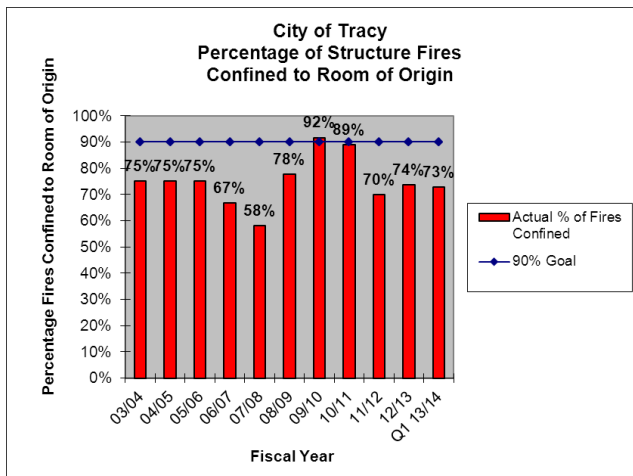
Date	Address	Dollar Loss
No fires over \$10K in loss during Q1		

### “Moderate Risk” Structure Fires Confined to Room of Origin

The majority of structure fires in the South County Fire Authority occur in residential structures. When an effective response force can be assembled to safely mitigate these types of fires, the outcome is usually positive. The following are the South County Fire Authority Moderate risk structure fire objectives:

- To confine “moderate risk” structure fires to the room of origin or less 90% of the time in the City.
- To confine “moderate risk” structure fires to the room of origin or less 90% of the time in the District.

The following charts display the percentage of moderate risk structure fires confined to the room of origin or less since Fiscal Year 2003/2004.



## Queuing

Queuing is a term used to describe the occurrence of simultaneous calls in one fire company's first-due area. When simultaneous calls are dispatched in one company's first-due area, a response from another company is required. This pulls resources from another area thus creating a void in the service delivery system and potentially creating a delay in response. A certain level of queuing is anticipated for fire department units relative to a static response system.

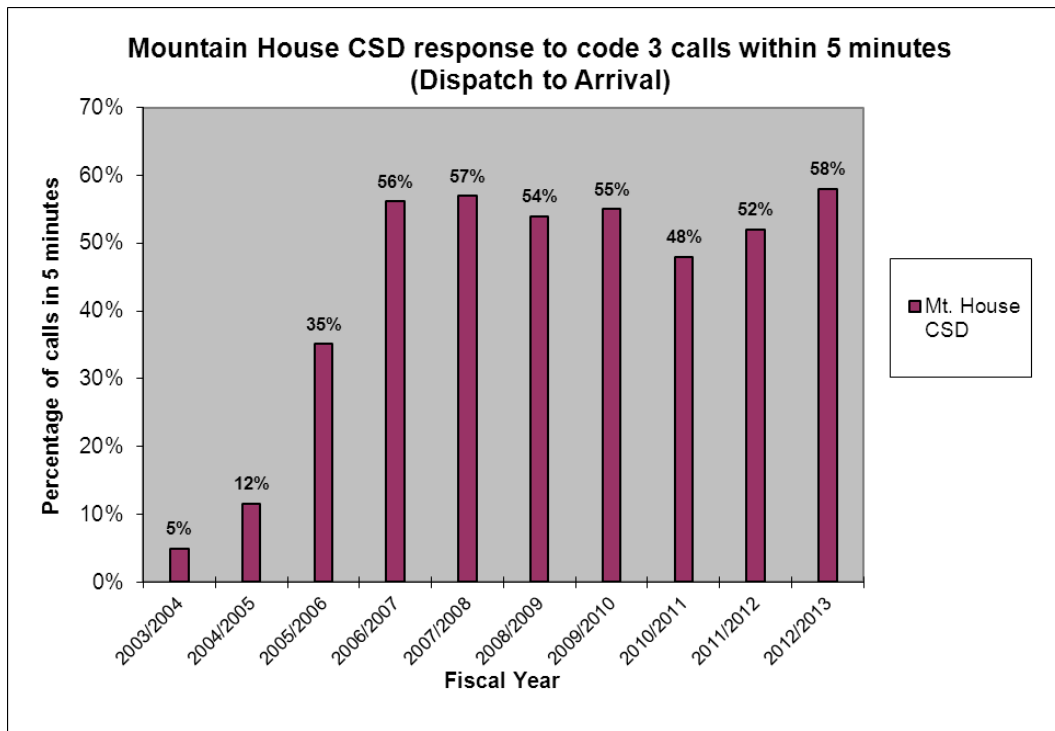
The following table displays the queuing percentages in each fire station's response area since Fiscal Year 2006/2007.

### South County Fire Authority Queuing

Station Response Area	% of incidents handled by non-first due 2006/2007 (from SOC report)	% of incidents handled by non-first due FY 2008/2009	% of incidents handled by non-first due FY 2009/2010	% of incidents handled by non-first due FY 2010/2011	% of incidents handled by non-first due FY 2011/2012	% of incidents handled by non-first due Q-1 FY 2012/2013
91	17%	8%	8%	5%	4%	4%
92	9%	10%	8%	3%	3%	2%
93	6%	6%	3%	2%	2%	0%
94	14%	15%	9%	4%	3%	2%
96	11%	10%	8%	7%	6%	6%
97	10%	9%	6%	6%	5%	3%
98	13%	5%	3%	3%	3%	2%

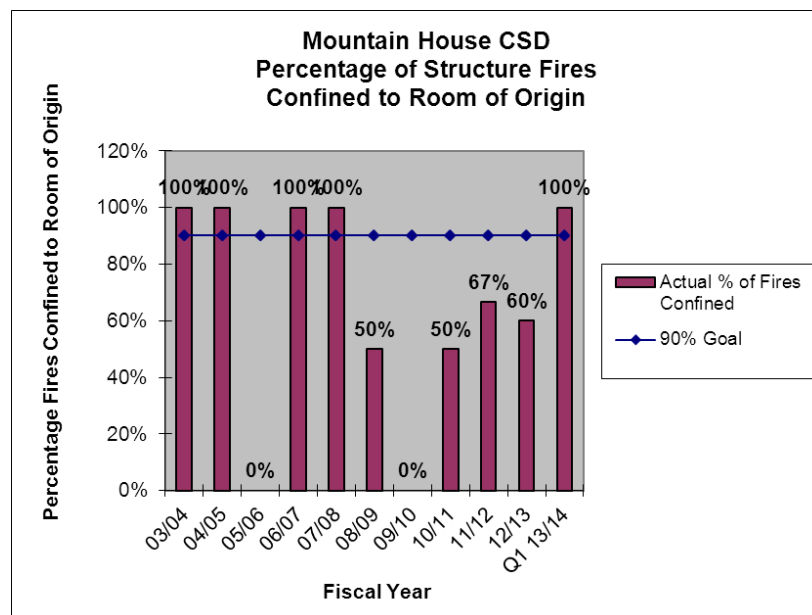
**Mountain House Community Services District Response Performance**

The charts below display the Mountain House Community Services District response performance and the percentage of “moderate risk structure fires confined to the room of origin or less since the 2003/2004 Fiscal Year.



**“Moderate Risk” Structure Fires Confined to Room of Origin**

The Department was dispatched to three structure fires in the Mountain House Community Services District during the first quarter of Fiscal Year 2013/2014. One of those turned out to be a fence fire that threatened a residence on San Marcos Drive was quickly extinguished by the first arriving fire company.





## **Components of Response Time**

The tables on the following pages display each of the components of response time for the first quarter of fiscal year 2012/2013 and for fiscal year 2011/2012. The components of response time are “call processing,” “turnout time,” “travel time,” and the sum of the three, “total reflex time.”

There are two sets of tables for the City and two sets for the Tracy Rural Fire Protection District. The two tables above the center line display how the fire department has performed during the past quarter compared to the “benchmark” and the “baseline.” The two tables below the center line display the “benchmark” and the “baseline” for fiscal year 2011/2012.

Benchmarks are the desired level of service.

Baselines are the lower end of the acceptable best practices range (established by the Commission on Fire Accreditation International).

90th percentile time means that for a set of values at least ninety percent (90%) of them are less than or equal to the time displayed.

**City of Tracy Response Performance - First Quarter FY 2013/2014 and FY 12/13**

**SCFA Existing Response Performance Objectives (BENCHMARKS)**

**City of Tracy - First Quarter Fiscal Year 2013/2014**

EMS Incidents		90th Percentile	Structure Fire Incidents		90th Percentile	All Incident Types		90th Percentile
Call Processing	12% @ 1:00	<b>3:38</b>	Call Processing	7% @ 1:00	<b>2:28</b>	Call Processing	14% @ 1:00	<b>3:07</b>
Turnout Time	45% @ 1:00	<b>1:42</b>	Turnout Time	27% @ 1:00	<b>2:04</b>	Turnout Time	66% @ 1:00	<b>1:51</b>
Travel Time	69% @ 4:00	<b>5:35</b>	Travel Time	67% @ 4:00	<b>6:41</b>	Travel Time	40% @ 4:00	<b>5:37</b>
Total Reflex Time	41% @ 6:00	<b>9:12</b>	Total Reflex Time	40% @ 6:00	<b>10:16</b>	Total Reflex Time	54% @ 6:00	<b>9:15</b>

**SCFA Existing Response Performance Objectives (Urban BASELINES from CFAI)**

**City of Tracy - First Quarter Fiscal Year 2013/2014**

EMS Incidents		90th Percentile	Structure Fire Incidents		90th Percentile	All Incident Types		90th Percentile
Call Processing	30% @ 1:30	<b>3:38</b>	Call Processing	53% @ 1:30	<b>2:28</b>	Call Processing	32% @ 1:30	<b>3:07</b>
Turnout Time	81% @ 1:30	<b>1:42</b>	Turnout Time	67% @ 1:30	<b>2:04</b>	Turnout Time	94% @ 1:30	<b>1:51</b>
Travel Time	86% @ 5:12	<b>5:35</b>	Travel Time	80% @ 5:12	<b>6:41</b>	Travel Time	85% @ 5:12	<b>5:37</b>
Total Reflex Time	82% @ 8:12	<b>9:12</b>	Total Reflex Time	87% @ 8:12	<b>10:16</b>	Total Reflex Time	81% @ 8:12	<b>9:15</b>

**SCFA Existing Response Performance Objectives (BENCHMARKS)**

**City of Tracy - Fiscal Year 2012/2013**

EMS Incidents		90th Percentile	Structure Fire Incidents		90th Percentile	All Incident Types		90th Percentile
Call Processing	13% @ 1:00	<b>3:22</b>	Call Processing	29% @ 1:00	<b>3:12</b>	Call Processing	17% @ 1:00	<b>2:59</b>
Turnout Time	42% @ 1:00	<b>1:49</b>	Turnout Time	32% @ 1:00	<b>2:09</b>	Turnout Time	67% @ 1:00	<b>1:55</b>
Travel Time	77% @ 4:00	<b>4:58</b>	Travel Time	77% @ 4:00	<b>5:03</b>	Travel Time	74% @ 4:00	<b>5:14</b>
Total Reflex Time	53% @ 6:00	<b>8:26</b>	Total Reflex Time	42% @ 6:00	<b>8:07</b>	Total Reflex Time	50% @ 6:00	<b>8:38</b>

**SCFA Existing Response Performance Objectives (Urban BASELINES from CFAI)**

**City of Tracy - Fiscal Year 2012/2013**

EMS Incidents		90th Percentile	Structure Fire Incidents		90th Percentile	All Incident Types		90th Percentile
Call Processing	37% @ 1:30	<b>3:22</b>	Call Processing	58% @ 1:30	<b>3:12</b>	Call Processing	40% @ 1:30	<b>2:59</b>
Turnout Time	80% @ 1:30	<b>1:49</b>	Turnout Time	71% @ 1:30	<b>2:09</b>	Turnout Time	92% @ 1:30	<b>1:55</b>
Travel Time	91% @ 5:12	<b>4:58</b>	Travel Time	94% @ 5:12	<b>5:03</b>	Travel Time	90% @ 5:12	<b>5:14</b>
Total Reflex Time	89% @ 8:12	<b>8:26</b>	Total Reflex Time	94% @ 8:12	<b>8:07</b>	Total Reflex Time	87% @ 8:12	<b>8:38</b>

**Tracy Rural Fire Protection District Response Performance - First Quarter FY 2013/2014 and FY 12/13**

SCFA Existing Response Performance Objectives ( <b>BENCHMARKS</b> )								
Tracy Rural Fire Protection District - <u>First Quarter</u> Fiscal Year 2012/2013								
EMS Incidents		90th Percentile	Structure Fire Incidents		90th Percentile	All Incident Types		90th Percentile
Call Processing	16% @ 1:00	<b>3:20</b>	Call Processing	1:00	*	Call Processing	18% @ 1:00	<b>3:17</b>
Turnout Time	31% @ 1:00	<b>2:04</b>	Turnout Time	1:00	*	Turnout Time	56% @ 1:00	<b>2:00</b>
Travel Time	84% @ 7:30	<b>7:56</b>	Travel Time	7:30	*	Travel Time	81% @ 7:30	<b>8:50</b>
Total Reflex Time	74% @ 9:30	<b>12:06</b>	Total Reflex Time	9:30	*	Total Reflex Time	72% @ 9:30	<b>12:43</b>

SCFA Existing Response Performance Objectives (Rural <b>BASELINES</b> from CFAI)								
Tracy Rural Fire Protection District - <u>First Quarter</u> Fiscal Year 2012/2013								
EMS Incidents		90th Percentile	Structure Fire Incidents		90th Percentile	All Incident Types		90th Percentile
Call Processing	44% @ 1:30	<b>3:20</b>	Call Processing	1:30	*	Call Processing	48% @ 1:30	<b>3:17</b>
Turnout Time	70% @ 1:30	<b>2:04</b>	Turnout Time	1:30	*	Turnout Time	86% @ 1:30	<b>2:00</b>
Travel Time	100% @ 13:00	<b>7:56</b>	Travel Time	13:00	*	Travel Time	99% @ 13:00	<b>8:50</b>
Total Reflex Time	99% @ 16:00	<b>12:06</b>	Total Reflex Time	16:00	*	Total Reflex Time	99% @ 16:00	<b>12:43</b>

\*there were no structure fires in the Tracy Rural Fire Protection District during the first quarter of FY 12/13

SCFA Existing Response Performance Objectives ( <b>BENCHMARKS</b> )								
Tracy Rural Fire Protection District - Fiscal Year 2011/2012								
EMS Incidents		90th Percentile	Structure Fire Incidents		90th Percentile	All Incident Types		90th Percentile
Call Processing	15% @ 1:00	<b>3:41</b>	Call Processing	38% @ 1:00	<b>2:16</b>	Call Processing	16% @ 1:00	<b>3:35</b>
Turnout Time	35% @ 1:00	<b>1:59</b>	Turnout Time	13% @ 1:00	<b>2:34</b>	Turnout Time	58% @ 1:00	<b>2:03</b>
Travel Time	85% @ 7:30	<b>8:25</b>	Travel Time	88% @ 7:30	<b>6:51</b>	Travel Time	84% @ 7:30	<b>8:39</b>
Total Reflex Time	67% @ 9:30	<b>12:02</b>	Total Reflex Time	75% @ 9:30	<b>11:33</b>	Total Reflex Time	67% @ 9:30	<b>12:20</b>

SCFA Existing Response Performance Objectives (Rural <b>BASELINES</b> from CFAI)								
Tracy Rural Fire Protection District - Fiscal Year 2011/2012								
EMS Incidents		90th Percentile	Structure Fire Incidents		90th Percentile	All Incident Types		90th Percentile
Call Processing	35% @ 1:30	<b>3:41</b>	Call Processing	50% @ 1:30	<b>2:16</b>	Call Processing	40% @ 1:30	<b>3:35</b>
Turnout Time	74% @ 1:30	<b>1:59</b>	Turnout Time	50% @ 1:30	<b>2:34</b>	Turnout Time	89% @ 1:30	<b>2:03</b>
Travel Time	97% @ 13:00	<b>8:25</b>	Travel Time	100% @ 13:00	<b>6:51</b>	Travel Time	97% @ 13:00	<b>8:39</b>
Total Reflex Time	96% @ 16:00	<b>12:02</b>	Total Reflex Time	100% @ 16:00	<b>11:33</b>	Total Reflex Time	96% @ 16:00	<b>12:20</b>

**Mountain House Community Services District Response Performance - First Quarter FY 2013/2014 and FY 12/13**

SCFA Existing Response Performance Objectives ( <b>BENCHMARKS</b> )								
Mt. House CSD - <u>First Quarter</u> Fiscal Year 2013/2014								
EMS Incidents		90th Percentile	Structure Fire Incidents		90th Percentile	All Incident Types		90th Percentile
Call Processing	6% @ 1:00	<b>3:55</b>	Call Processing	0% @ 1:00	<b>1:26</b>	Call Processing	10% @ 1:00	<b>3:42</b>
Turnout Time	41% @ 1:00	<b>1:44</b>	Turnout Time	0% @ 1:00	<b>2:55</b>	Turnout Time	73% @ 1:00	<b>1:46</b>
Travel Time	57% @ 4:00	<b>5:33</b>	Travel Time	0% @ 4:00	<b>6:45</b>	Travel Time	60% @ 4:00	<b>6:26</b>
Total Reflex Time	33% @ 6:00	<b>9:27</b>	Total Reflex Time	0% @ 6:00	<b>11:06</b>	Total Reflex Time	41% @ 6:00	<b>9:57</b>

SCFA Existing Response Performance Objectives (Urban <b>BASELINES</b> from CFAI)								
Mt. House CSD - <u>First Quarter</u> Fiscal Year 2013/2014								
EMS Incidents		90th Percentile	Structure Fire Incidents		90th Percentile	All Incident Types		90th Percentile
Call Processing	29% @ 1:30	<b>3:55</b>	Call Processing	100% @ 1:30	<b>1:26</b>	Call Processing	34% @ 1:30	<b>3:42</b>
Turnout Time	84% @ 1:30	<b>1:44</b>	Turnout Time	0% @ 1:30	<b>2:55</b>	Turnout Time	96% @ 1:30	<b>1:46</b>
Travel Time	88% @ 5:12	<b>5:33</b>	Travel Time	0% @ 5:12	<b>6:45</b>	Travel Time	82% @ 5:12	<b>6:26</b>
Total Reflex Time	71% @ 8:12	<b>9:27</b>	Total Reflex Time	0% @ 8:12	<b>11:06</b>	Total Reflex Time	72% @ 8:12	<b>9:57</b>

\*there was one structure fires in the Mountain House Community Services District during the first quarter of FY 13/14

SCFA Existing Response Performance Objectives ( <b>BENCHMARKS</b> )								
Mt. House CSD - <u>Fiscal Year</u> 2012/2013								
EMS Incidents		90th Percentile	Structure Fire Incidents		90th Percentile	All Incident Types		90th Percentile
Call Processing	12% @ 1:00	<b>3:22</b>	Call Processing	20% @ 1:00	<b>2:14</b>	Call Processing	12% @ 1:00	<b>3:25</b>
Turnout Time	40% @ 1:00	<b>1:41</b>	Turnout Time	40% @ 1:00	<b>2:08</b>	Turnout Time	67% @ 1:00	<b>1:48</b>
Travel Time	61% @ 4:00	<b>6:01</b>	Travel Time	100% @ 4:00	<b>2:18</b>	Travel Time	60% @ 4:00	<b>6:04</b>
Total Reflex Time	40% @ 6:00	<b>9:55</b>	Total Reflex Time	20% @ 6:00	<b>8:09</b>	Total Reflex Time	39% @ 6:00	<b>9:43</b>

SCFA Existing Response Performance Objectives (Urban <b>BASELINES</b> from CFAI)								
Mt. House CSD - <u>Fiscal Year</u> 2012/2013								
EMS Incidents		90th Percentile	Structure Fire Incidents		90th Percentile	All Incident Types		90th Percentile
Call Processing	34% @ 1:30	<b>3:22</b>	Call Processing	40% @ 1:30	<b>2:14</b>	Call Processing	39% @ 1:30	<b>3:25</b>
Turnout Time	81% @ 1:30	<b>1:41</b>	Turnout Time	60% @ 1:30	<b>2:08</b>	Turnout Time	94% @ 1:30	<b>1:48</b>
Travel Time	85% @ 5:12	<b>6:01</b>	Travel Time	100% @ 5:12	<b>2:18</b>	Travel Time	84% @ 5:12	<b>6:04</b>
Total Reflex Time	77% @ 8:12	<b>9:55</b>	Total Reflex Time	80% @ 8:12	<b>8:09</b>	Total Reflex Time	76% @ 8:12	<b>9:43</b>