

NOTICE OF REGULAR MEETING


Pursuant to Section 54954.2 of the Government Code of the State of California, a Regular meeting of the **SOUTH COUNTY FIRE AUTHORITY** is hereby called for:

Date/Time: **Tuesday, April 15, 2014, 5:30 p.m.**
(or as soon thereafter as possible)

Location: **Council Chambers**
333 Civic Center Plaza, Tracy

Government Code Section 54954.3 states that every public meeting shall provide an opportunity for the public to address the South County Fire Authority on any item, before or during consideration of the item, however no action shall be taken on any item not on the agenda.

1. Call to Order
2. Roll Call
3. Items from the Audience - *In accordance with Procedures for Preparation, Posting and Distribution of Agendas and the Conduct of Public Meetings, adopted by Resolution 2008-140 any item not on the agenda brought up by the public at a meeting, shall be automatically referred to staff. If staff is not able to resolve the matter satisfactorily, the member of the public may request a Board Member to sponsor the item for discussion at a future meeting.*
4. Approval of Minutes
5. ACCEPT A REPORT ON THE SOUTH COUNTY FIRE AUTHORITY EMERGENCY RESPONSE PERFORMANCE FOR THE THIRD QUARTER OF FISCAL YEAR 2013/2014
6. ADOPT THE PROPOSED FISCAL YEAR 14/15 FIRE DEPARTMENT BUDGET FOR THE SOUTH COUNTY FIRE AUTHORITY AND REVIEW THE COST SPLIT BETWEEN THE CITY OF TRACY AND THE TRACY RURAL FIRE PROTECTION DISTRICT
7. RECEIVE AND ACCEPT THE FIRE CHIEF'S INFORMATIONAL UPDATE
8. Items from the Audience
9. Adjournment



Chairperson

April 10, 2014

The City of Tracy is in compliance with the Americans with Disabilities Act and will make all reasonable accommodations for the disabled to participate in public meetings. Persons requiring assistance or auxiliary aids in order to participate, should call City Hall (209-831-6000), at least 24 hours prior to the meeting.

Any materials distributed to the majority of the South County Fire Authority regarding any item on this agenda will be made available for public inspection in the City Clerk's office located at 333 Civic Center Plaza, Tracy, during normal business hours

January 21, 2014, 5:00 p.m.

Council Chambers, 333 Civic Center Plaza

Web Site: www.ci.tracy.ca.us

1. Chairperson Rickman called the meeting to order at 5:00 p.m.
2. Roll Call found Directors Ahmad, Maciel, Thoming, and Chairperson Rickman present.
3. Items from the Audience - None.
4. Approval of Minutes – It was moved by Director Maciel and seconded by Director Thoming to adopt the regular meeting minutes of October 15, 2013. Voice vote found all in favor; passed and so ordered.
5. ACCEPT A REPORT ON THE SOUTH COUNTY FIRE AUTHORITY EMERGENCY RESPONSE PERFORMANCE FOR THE SECOND QUARTER OF FISCAL YEAR 2013-2014 – Fire Division Chief Steve Hanlon provided the staff report. There were a total of 1,637 incidents in the South County Fire Authority (SCFA) during the second quarter of fiscal year 2013/2014. This is an increase of 54 incidents compared to the same quarter last fiscal year. After four straight years of a gradual decrease in call volume (between fiscal years 2007/2008 and 2010/2011), the SCFA has seen an increase over the past two fiscal years.

Emergency medical service calls account for 69% of all calls dispatched in the SCFA during the past quarter. Hazardous condition and service calls accounted for 5% each of the total. Twelve percent were fire alarms and 6% were fires.

During this past quarter, there were 15 structure fires in the SCFA. That was an increase of six structure fires compared to the same quarter last fiscal year. Thirteen occurred in the City of Tracy and two in the Tracy Rural Fire Protection District (TRFPD). There were no structure fires in the Mountain House Community Services District (MHCS) during the quarter.

The estimated dollar loss from structure fires in the City during the second quarter of fiscal year 2013/2014 was \$423,028 (property and content loss). The majority of that loss was attributed to two single family dwelling fires. Both of those fires had significant fire damage and both had a civilian injured as a result of each fire.

Structure fire dollar loss in the rural area during the second quarter of fiscal year 2013/2014 totaled \$77,078. A working bedroom fire at a single family residence accounted for the majority of that loss at \$71,078 (property and content loss). A fire in a produce warehouse had a loss of \$6,000. That fire was contained by the built-in fire sprinkler.

The Department's goal is to confine residential structure fires to the room of origin or less 90% of the time. For the first two quarters of 2013/2014 that goal was met 67% of the time in the City. There were no residential structure fires in the Rural or Mountain

House areas during the second quarter. However, that goal was met 100% of the time in both jurisdictions during the first quarter of this fiscal year.

The SCFA response time performance is broken down into four components, "Call Processing," "Turnout Time," "Travel Time," and the "Total Reflex Time." The Response Performance Report displays each of these components of time by percentage and percentile and compares them to both the desired benchmarks and to the acceptable baselines.

During the second quarter of fiscal year 2013/2014, the Fire Department responded to 42% of all emergency incidents inside of the City of Tracy within the total reflex performance objective of 6.5 minutes. The 90th percentile for all incidents in the City was 8 minutes and 59 seconds (8:59) meaning 90% of all incidents were responded to in 8:59 or less.

In the second quarter of fiscal year 2013/2014 the Fire Department responded to 58% of all emergency incidents in the TRFPD within the total reflex performance objective of 10 minutes. The 90th percentile for all incidents in the rural area was 13 minutes and 25 seconds (13:25); 90% of all incidents were responded to within 13:25 or less.

Response performance in the MHCSO was 24% for all emergency incidents within the total reflex performance objective of 6.5 minutes. The 90th percentile for all incidents was 8 minutes and 50 seconds (8:50).

Staff recommended the Board of Directors accept the South County Fire Authority Response Performance Report for the second quarter of fiscal year 2013/2014.

Director Maciel asked if the call type in the illustration on page one of the SCFA Response Performance Report was for mutual aid. Division Chief Hanlon responded yes.

Director Maciel stated the biggest percentage of the fire responses was for mutual aid. Division Chief Hanlon responded that units were dispatched to a lot of fires in the mutual aid area.

Director Maciel asked if mutual aid included units dispatched to forest fires. Division Chief Hanlon responded it included all mutual aid areas in the state of California.

There was no one from the audience wishing to address the Authority on the item.

Director Rickman stated he had responded to a big rig accident on Highway 33 and Durham Ferry, and commended those that also responded, stating they had done a good job. Division Chief Hanlon thanked Director Rickman.

Fire Chief Nero stated he would like to echo Director Rickman's thanks and would pass that recognition on to the staff that responded.

Director Thoming asked why the turnout times seem to be off target in the three jurisdictions. Director Thoming added the TRFPD turnout time for the 2nd quarter of the 90th percentile for all incidents is two minutes, and the goal is one minute. The two

minutes for all incidents has been consistent for all three jurisdictional areas. Director Thoming asked if staff was being too optimistic.

Fire Chief Nero responded a minute is optimistic, but that is the target. Fire Chief Nero stated time is being spent in training and monitoring to make sure that units get out as soon as that alarm is received at the fire station. Fire Chief Nero added there are impacts to the response times which are beyond the department's control and staff has placed a priority on those types of impacts.

Division Chief Hanlon stated there has been a lot of forethought put into building the two new fire stations so units can dispatch quickly.

Director Thoming asked if Division Chief Hanlon was referring to the time between when the call is dispatched and when they are responding. Division Chief Hanlon responded that was correct.

Director Rickman asked if there was anything the Fire Department needed help with in all aspects of the department.

Fire Chief Nero responded that the department has the equipment that is needed to respond appropriately to incidents. Fire Chief Nero stated staff requests what is needed to replace, replenish or add to inventory during the budget process. Fire Chief Nero stated the City has been very generous in making sure the Fire Department's needs are met.

It was moved by Director Maciel and seconded by Director Thoming to accept the South County Fire Authority Response Performance Report for the second quarter of fiscal year 2013/2014. Voice vote found all in favor; passed and so ordered.

6. TO ELECT A CHAIRPERSON AND VICE-CHAIRPERSON OF THE SOUTH COUNTY FIRE AUTHORITY BOARD OF DIRECTORS FOR THE 2014 CALENDAR YEAR – Fire Chief Nero presented the staff report. Per the Joint Exercise of Powers Agreement of the South County Fire Authority, the governing board shall be administered by a Board of Directors consisting of four members. Two members shall be Tracy City Council members and two members shall be Tracy Rural Fire Protection District Board members.

The Board of Directors will elect annually a Chairperson and Vice-Chairperson from its members. The Chairperson and Vice-Chairperson shall rotate from each member agency, and the Chairperson and Vice-Chairperson shall not be appointed from the same member agency.

As the previous election of a Chairperson for the South County Fire Authority Board was conducted during the January 15, 2013, meeting, with the Chairperson being elected from the City of Tracy and the Vice-Chairperson being elected from Tracy Rural Fire Protection District, the Board must rotate the 2014 election and the Chairperson will be elected from the Tracy Rural Fire Protection District and the Vice-Chairperson will be elected from the City of Tracy.

In the event of the disqualification, or permanent inability to serve as the Chairperson during the year, another member from the same agency shall be appointed Chairperson to fulfill the one-year term.

The Chairperson shall sign all contracts on behalf of the Authority and shall perform other duties that may be imposed by the Board of Directors. The Vice-Chairperson shall act, sign contracts, and perform all of the Chairperson's duties in the temporary absence of chairperson.

Staff recommended that the Board of Directors of the South County Fire Authority, by motion, elect for calendar year 2014 a Chairperson from the Tracy Rural Fire Protection District and a Vice-Chairperson from the City of Tracy.

Director Maciel asked if Director Thoming was currently the Vice-Chairperson. Director Thoming responded yes.

Director Maciel asked if Director Thoming had served as Chairperson prior to serving as Vice-Chairperson. Director Thoming responded yes.

Director Maciel asked if the Vice-Chairperson moves into the Chairperson position. Director Thoming responded there has never been any special order.

There was no one from the audience wishing to address the Authority on the item.

Director Thoming volunteered to serve as Chairperson. It was moved by Director Ahmad to appoint Director Thoming as Chairperson. All in favor; passed and so ordered.

It was moved by Director Maciel and seconded by Director Thoming to appoint Director Rickman as Vice-Chairperson. All in favor; passed and so ordered.

7. APPROVAL OF LETTER TO THE JOINT RADIO USERS GROUP AND SAN JOAQUIN COUNTY EMERGENCY MEDICAL SERVICES AGENCY REGARDING DISPATCHING PROTOCOL AND THE DELAY IN RESPONSE TIMES, AND AUTHORIZE THE CHAIRMAN TO SIGN THE LETTER – Fire Chief Nero presented staff report. The South County Fire Authority (SCFA) is a member of the San Joaquin Joint Radio Users Group (JRUG) that is dispatched by LifeCom, a division of American Medical Response. LifeCom dispatches all EMS calls and a majority of the fire calls in San Joaquin County.

All 911 calls originating in a given area are received by a Public Safety Answering Point (PSAP). For calls originating in the City of Tracy, the Tracy Police Department is the PSAP. The San Joaquin County Sheriff's Office is the PSAP for calls that originate in unincorporated San Joaquin County. Cell phone calls are generally answered at a CHP call center, who acts as the PSAP. Standards dictate that 911 calls will not be transferred between PSAP's more than once.

The San Joaquin County Emergency Medical Services Agency (SJEMSA) has determined, by policy that the authorized Emergency Medical Dispatching (EMD) center shall dispatch EMS resources to medical emergencies and manage the response in accordance with established response levels and modes. LifeCom is the authorized

EMD center in San Joaquin County. Fire calls do not fall under this requirement and SJEMSA does not regulate fire call dispatching.

Fire Chief Nero explained the EMD protocol stating when a 911 call is received the dispatcher will ask questions to gain information about the patient. Obtaining the information could take a few seconds or several minutes depending on the cooperation of the caller. The information is entered, the appropriate level of response is determined and then the units are dispatched.

When LifeCom receives a 911 call, a dispatcher enters information provided by the caller into a call assessment system. The call assessment system determines the nature of the complaint or event, the acuity of the issue and assigns a code for each call. The system assists the dispatcher in identifying the appropriate determinant code for each call.

Prior to February 2012, SJEMSA policy required LifeCom to complete the EMD process prior to dispatching EMS resources to calls. In February 2012, Fire Department staff and the Board of Directors of the JRUG met with the director of the SJEMSA to discuss call processing in the county. Due to the outcome of a 2009 lawsuit filed by the City of Stockton, there had been two call processing procedures utilized, which created inconsistencies and added steps to the dispatching process at LifeCom. This resulted in dispatch delays to all fire agencies outside of the Stockton city limits. At the February 2012, meeting it was requested that one process for the entire county be used in an effort to eliminate delays and streamline the dispatching process. The discussion resulted in a SJEMSA policy amendment that became effective November 29, 2012.

The amendment designated LifeCom to dispatch all ambulance and emergency medical resources (fire) after completion of case entry and prior to reaching an EMD determinant. Once the EMD determinant is reached, the dispatch center will notify all responding resources to upgrade, reduce code of response, or cancel the response. The amendment decreased the amount of time it takes to get fire resources in route to a medical emergency and call processing improved an average of 8% or 29 seconds, allowing fire units to arrive on scene faster.

In January 2013, the Stockton Fire Department requested SJEMSA reconsider dispatching fire units prior to reaching an EMD determinant. Stockton Fire felt the amended process was creating negative impacts on their resource deployment.

The request by Stockton Fire was also an action item at the February 6, 2013, San Joaquin County Fire Chief's Association meeting, resulting in the Fire Chief's Association voting to approve returning to previous dispatching protocol. Tracy Fire was the only member that voted against reverting back to previous call processing protocol.

The SJEMSA informed the JRUG on February 14, 2013, of the agency's intention to fully implement the prior procedure. Effective March 1, 2013, dispatching protocols reverted back to dispatching fire units after an EMD determinant was met. Due to this change, it resulted in a 12% (43 second) increase in call processing, delaying a response by fire units to EMS calls.

At the July 16, 2013, SCFA meeting, the increase in response times was discussed and the board was informed about the change in dispatching protocol by the SJEMSA agency.

The SCFA Board of Directors directed Fire Chief Nero to draft a letter to the SJEMSA and JRUG stating the SCFA's position regarding the change in dispatch protocol.

Staff recommended that the Board of Directors of the South County Fire Authority approve the letter to the Joint Radio Users Group and the San Joaquin County Emergency Medical Services Agency regarding dispatching protocol and the delay in response times, and authorize the Chairperson to sign the letter.

Director Ahmad asked if dispatch has the ability to revert to the prior procedure just for SCFA. Fire Chief Nero responded yes.

Director Maciel stated when they reverted to the prior procedure Tracy Fire's response times increased. Director Maciel asked if any other agencies experienced the same increase. Fire Chief Nero responded he has not seen statistics from other agencies.

Director Maciel stated he thought if more agencies saw an increase in their response times that they would want to revert back to the way it was.

Fire Chief Nero responded in this area there is a lot of differing opinions about what is the "right thing to do". When dealing with EMS and EMD, some agencies have a large call volume and a large number of calls for service that are not true emergencies, and often feel like a resource has been sent inappropriately. Many agencies feel more comfortable with going to a tried and true system where they make the call and their position is to send the right unit to the right call based on the information received. Tracy does not have a large volume of calls and most of our calls are "true calls" of an emergent nature. It is the City's position that getting there faster in a shorter amount of response time far out ways the number of times that units are canceled in route or downgraded in the response.

Robert Tanner, stated he noticed in the report that 911 calls by cell phone go to California Highway Patrol (CHP) and he had heard on the news that landlines seem to be going away as more people are using cell phones. Mr. Tanner asked if cell phones being answered by the CHP, is causing a delay and if so, is there a way that can it be fixed.

Fire Chief Nero responded he did not have an answer for the last part of Mr. Tanner's question. Fire Chief Nero stated as soon as the CHP determines the call location and type, the call is automatically sent to the appropriate dispatch center. In Tracy's area that would be to LifeCom. In other areas it would be at their respective dispatch centers. Fire Chief Nero added it is approximately a four second period of time to get that information and flip that switch.

Director Ahmad asked if LifeCom has dedicated dispatchers for Tracy Fire.

Fire Chief Nero responded not for Tracy Fire, but Lifecom has dispatchers that are dedicated to fire. LifeCom dispatches all fire agencies in San Joaquin county with the exception of Lodi, Stockton and Manteca.

It was moved by Director Maciel and seconded by Director Ahmad to approve the letter to the Joint Radio Users Group and the San Joaquin County Emergency Medical Services Agency regarding dispatching protocol and the delay in response times, and authorize the Chairperson to sign the letter. Voice vote found all in favor; passed and so ordered.

8. ITEMS FROM THE AUDIENCE - None

Director Rickman welcomed Director Osh Ahmad to the South County Fire Authority.

Director Ahmad introduced himself.

9. Adjournment – It was moved by Director Maciel and seconded by Chairperson Thoming to adjourn. Voice vote found all in favor; passed and so ordered. Time: 5:33 p.m.

The above are summary minutes. The above agenda was posted at Tracy City Hall on January 16, 2014.

Chairperson

Attest:

Secretary

SCFA AGENDA ITEM 5

REQUEST

ACCEPT A REPORT ON THE SOUTH COUNTY FIRE AUTHORITY EMERGENCY RESPONSE PERFORMANCE FOR THE THIRD QUARTER OF FISCAL YEAR 2013-2014

EXECUTIVE SUMMARY

The following report is a summary of emergency response performance for the third quarter of fiscal year 2013/2014. The total number fire department incidents in the South County Fire Authority for the third quarter increased by 2% compared to the same quarter in fiscal year 2012/2013. Response performance remains on par and consistent.

DISCUSSION

This report presents historical fire department response information for the third quarter of fiscal year 2013/2014.

There were a total of 1,562 incidents in the South County Fire Authority during the third quarter of fiscal year 2013/2014.

Emergency medical service calls accounted for 75% of all of the calls the South County Fire Authority was dispatched to during the past quarter. Fire Alarms accounted for 10%, Fires 9%, Hazardous Conditions 3% and Service calls 3%.

During this past quarter, there were 8 structure fires in the South County Fire Authority. Six occurred in the City of Tracy and 2 in the Tracy Rural Fire Protection District. There were no structure fires in the Mountain House Community Services District during the quarter.

The estimated dollar loss from structure fires in the City during the third quarter of fiscal year 2013/2014 was \$473,244 (property and content loss). The majority of the fire loss for this quarter was attributed a strip mall fire that occurred on March 26th at the McKinley Village Shopping Center. Another significant fire that had a consequence to the community occurred on February 13th at the Old Lammersville School House located at Clyde Bland Park. That fire caused an estimated \$35,000 in damage and displaced the Tracy Unified and Jefferson School Districts 3rd Grade Program that partners with the West Side Pioneers Association to provide children a glimpse into School life in the 1870's.

Structure fire dollar loss in the Rural area during the third quarter of Fiscal Year 2013/2014 totaled \$20,500. The two fires in the Tracy Rural Fire Protection District both involved industrial facilities. One involved the large A-Frame building at the Holly Commerce Center (former Holly Sugar facility) on January 30th and the other occurred on March 18th at Teichert Aggregates near Mac Arthur Drive and Linne Road. That fire involved an aggregate separator that was being dismantled.

The Department's goal is to confine residential structure fires to the room of origin or less 90% of the time. For the first three quarters of 2013/2014 that goal was met 70% of the time in the City. There were no residential structure fires in the Rural or Mountain House areas during the second or third quarter of the fiscal year. Both jurisdictions had one residential structure fire each during the first quarter and both of those were contained to the room of origin.

The Average Response time for all "code 3" incident types during the third quarter of fiscal year 2013/2014 were:

- City of Tracy Incidents: 4:35
- Tracy Rural Fire Protection District 7:25
- Mountain House Community Services District 5:19

The South County Fire Authority response time performance can be broken down into four time segments, "Call Processing," "Turnout Time," "Travel Time," and the "Total Reflex Time." Pages 8, 9, and 10 of the Response Performance Report displays each of these time components of time by percentage and percentile and compares them to both the desired benchmarks and to the acceptable baselines.

During the third quarter of fiscal year 2013/2014, the department responded to 41% of all emergency incidents inside of the City of Tracy within the total reflex performance objective of 6.5 minutes. The 90th percentile for all incidents in the City was 8 minutes and 57 seconds (8:57) meaning 90% of all incidents were responded to in 8:57 or less.

In the third quarter of fiscal year 2013/2014 the fire department responded to 60% of all emergency incidents in the TRFPD within the total reflex performance objective of 10 minutes. The 90th percentile for all incidents in the rural area was 14 minutes and 7 seconds (14:07); 90% of all incidents were responded to within 14:07 or less.

Response performance in the Mountain House Community Services District was 27% for all emergency incidents within the total reflex performance objective of 6.5 minutes. The 90th percentile for all incidents was 9 minutes and 48 seconds (9:48).

FISCAL IMPACT

There is no fiscal impact related to receiving this report

RECOMMENDATION

Staff recommends the Board of Directors accept the South County Fire Authority Response Performance Report for the third quarter of fiscal year 2013/2014.

Prepared by: Steve Hanlon, Fire Division Chief

Reviewed by: Alford Nero, Fire Chief

Approved by: Maria A. Hurtado, Interim Executive Director

Attachment: South County Fire Authority Quarterly Response Performance Report



South County Fire Authority Quarterly Response Performance Report

Third Quarter - Fiscal Year 2013/2014 (January 1, 2014 through March 31, 2014)

This report reflects incident responses for all jurisdictions of the South County Fire Authority during the third quarter of Fiscal Year 2013/2014. It includes fire department response for the City of Tracy, the Tracy Rural Fire Protection District, and the town of Mountain House.

Tables and charts display the numbers of incidents occurring in each jurisdiction of the South County Fire Authority, responses per company, response performance, and a summary of the major fires that have occurred during the third quarter of Fiscal Year 2013/2014.

Incidents by Type – Third Quarter FY 2013/2014

The following table displays the percentage of incident types dispatched in each jurisdiction of the South County Fire Authority during the third quarter of Fiscal Year 2013/2014.

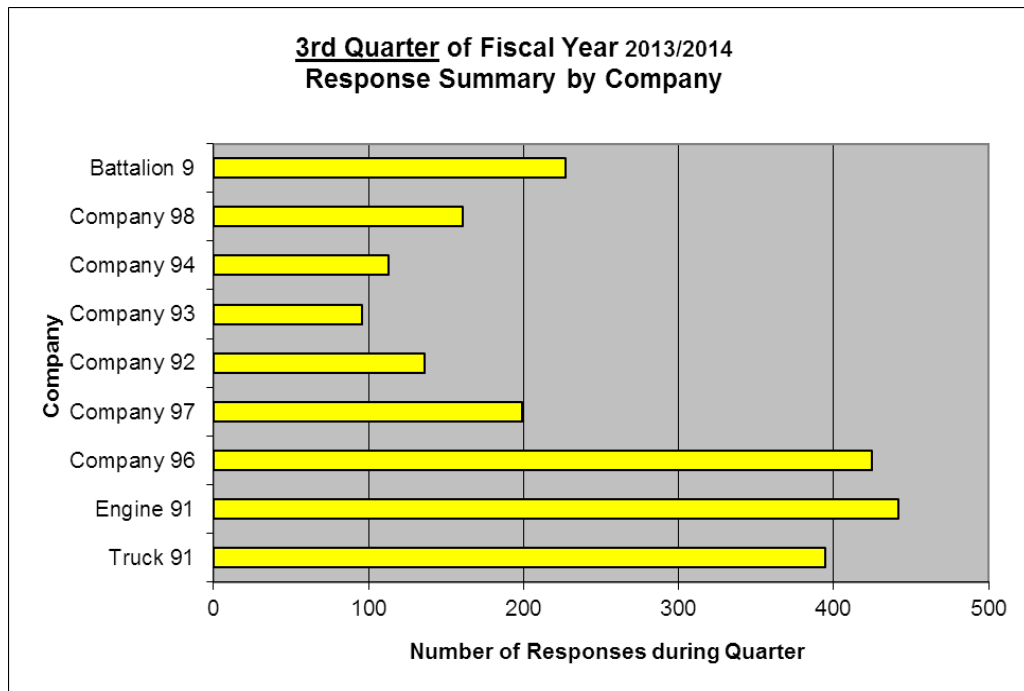
Call Type	City	Rural	Mt. House	Freeway	Other	TOTALS
Fires	4.8%	19.5%	4%	30%	24%	9%
EMS/Rescue	78.7%	58.6%	81%	68%	65%	75%
Hazardous Condition	2.1%	8.2%	2%	3%	9%	3%
Service	2.7%	5.1%	5%	0%	0%	3%
Alarm	11.1%	8.6%	8%	0%	2%	10%
Other	0.6%	0.0%	0%	0%	0%	0%
TOTALS	1068	256	107	77	54	1562
Percentage of Total	68%	16%	7%	5%	3%	

Responses by Company of the South County Fire Authority

This table shows the number of responses that each fire unit was attached to during the third quarter of Fiscal Year 2013/2014. These responses incorporate multiple units that have responded to a single incident.

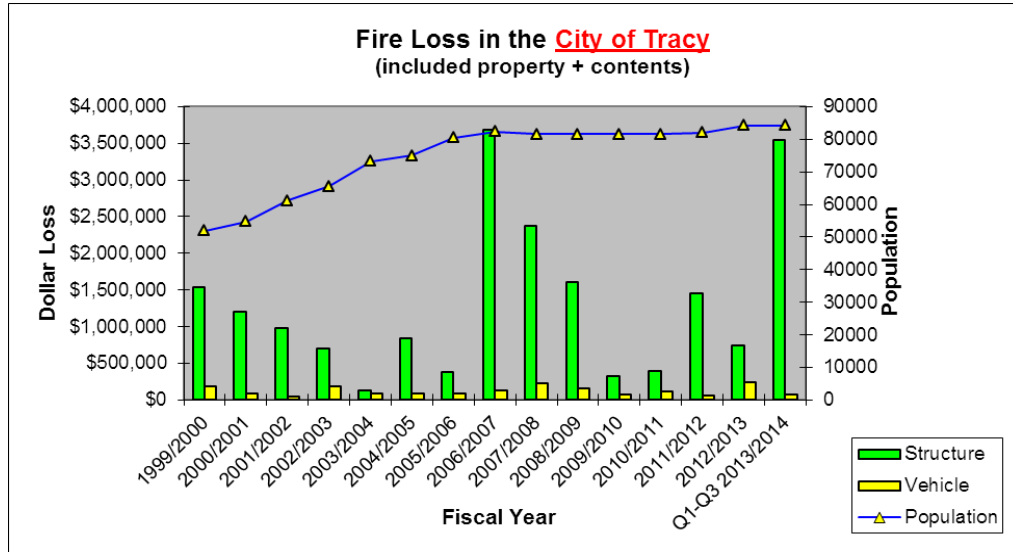
<u>Company</u>	<u>City</u>	<u>Rural</u>	<u>Mt. House</u>	<u>Freeway</u>	<u>Other</u>	<u>TOTALS</u>
Truck 91	278	62	10	45	0	395
Engine 91	381	42	0	19	0	442
Company 96	358	47	1	15	4	425
Company 97	151	40	0	8	0	199
Company 92	36	64	0	23	13	136
Company 93	18	60	0	13	5	96
Company 94	32	37	9	19	16	113
Company 98	22	19	97	13	10	161
Battalion 9	100	63	8	53	3	227
TOTALS	1376	434	125	208	51	2194
Percentage of Total	63%	20%	6%	9%	2%	100%
Reserve Engine 95	144	32	0	15	4	195
Reserve Engine 90	12	10	0	3	1	26
Haz-Mat 9	0	0	0	1	0	1
OES 349	22	14	3	8	9	56

The chart below displays the number of responses per company during the third quarter of Fiscal Year 2013/2014. The data for this bar chart is from the table above.

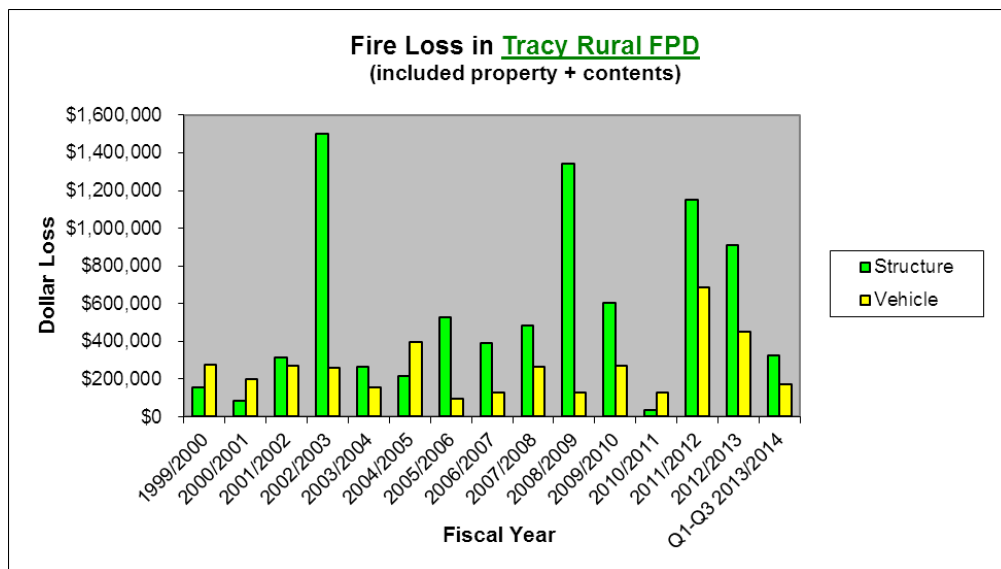


Structure Fire Loss

During the third quarter of Fiscal Year 2013/2014 the Fire Department was dispatched to twenty-six structure fires in the City of Tracy. Three of the twenty-six fires turned out to be working fires upon the arrival of the fire department. One of those three occurred in single family dwelling, one was at the Old Lammersville School, and one was in a strip mall shopping Center. The residential fire occurred on 2/1/14 at 320 Derecho Way, the Old Lammersville School fire was on 2/13/14 and the strip mall fire at 2321 N. Tracy Blvd. occurred on 3/26/14. Total structure fire loss in the City of Tracy during the quarter was \$473,244.



The Fire Department was dispatched to twelve structure fires in the Tracy Rural Fire Protection District during the third quarter of Fiscal Year 2013/2014. Two were working fires upon arrival of the fire department. One occurred at the large A-frame structure at the Holly Commerce Center (formerly Holly Sugar) located at 20500 S. Holly Drive. The other occurred in an aggregate separator that was being dismantled at Teichert Aggregates, located at 29099 S. Mac Arthur Drive. Total structure fire loss in the Rural during the third quarter of Fiscal Year 2013/2014 was \$20,500.



Significant Structure Loss by Location

The following table lists the most significant dollar loss fires that occurred during the third quarter of Fiscal Year 2013/2014. This list includes only fires with over \$10,000 in combined property and content loss.

City of Tracy Structure Fire Loss			Tracy Rural FPD Structure Fire Loss		
Date	Address	Dollar Loss	Date	Address	Dollar Loss
2/1/2014	320 Derecho Way	\$30,000	1/30/2014	20500 S. Holly Drive	\$15,500
2/13/2014	1753 Blandford Lane	\$35,000			
3/26/2014	2321 N. Tracy Blvd.	\$404,744			

MHCSO Structure Fire Loss

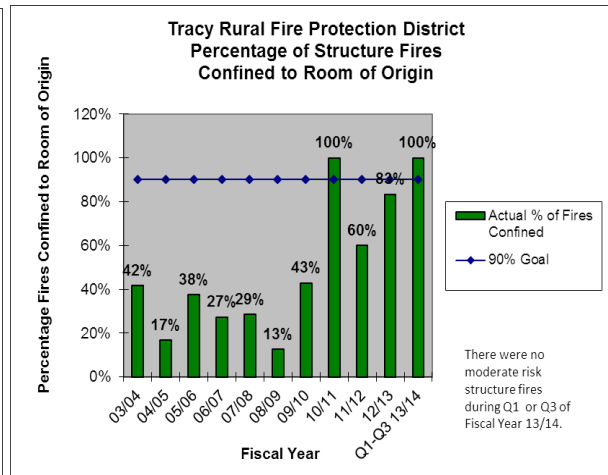
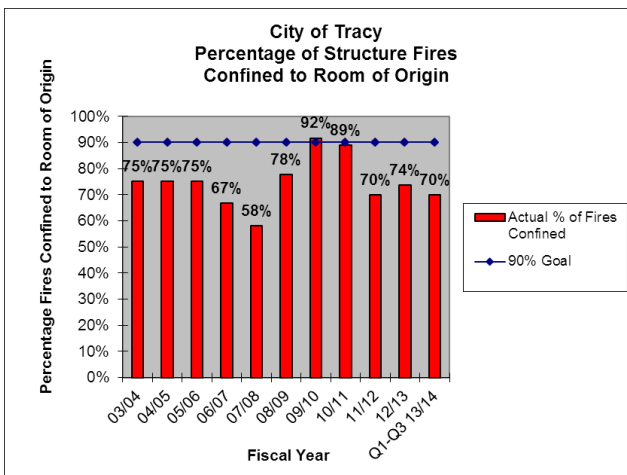
Date	Address	Dollar Loss
No fires over \$10K in loss during Q1		

“Moderate Risk” Structure Fires Confined to Room of Origin

The majority of structure fires in the South County Fire Authority occur in residential structures. When an effective response force can be assembled to safely mitigate these types of fires, the outcome is usually positive. The following are the South County Fire Authority Moderate risk structure fire objectives:

- *To confine “moderate risk” structure fires to the room of origin or less 90% of the time in the City.*
- *To confine “moderate risk” structure fires to the room of origin or less 90% of the time in the District.*

The following charts display the percentage of moderate risk structure fires confined to the room of origin or less since Fiscal Year 2003/2004.



Queuing

Queuing is a term used to describe the occurrence of simultaneous calls in one fire company's first-due area. When simultaneous calls are dispatched in one company's first-due area, a response from another company is required. This pulls resources from another area thus creating a void in the service delivery system and potentially creating a delay in response. A certain level of queuing is anticipated for fire department units relative to a static response system.

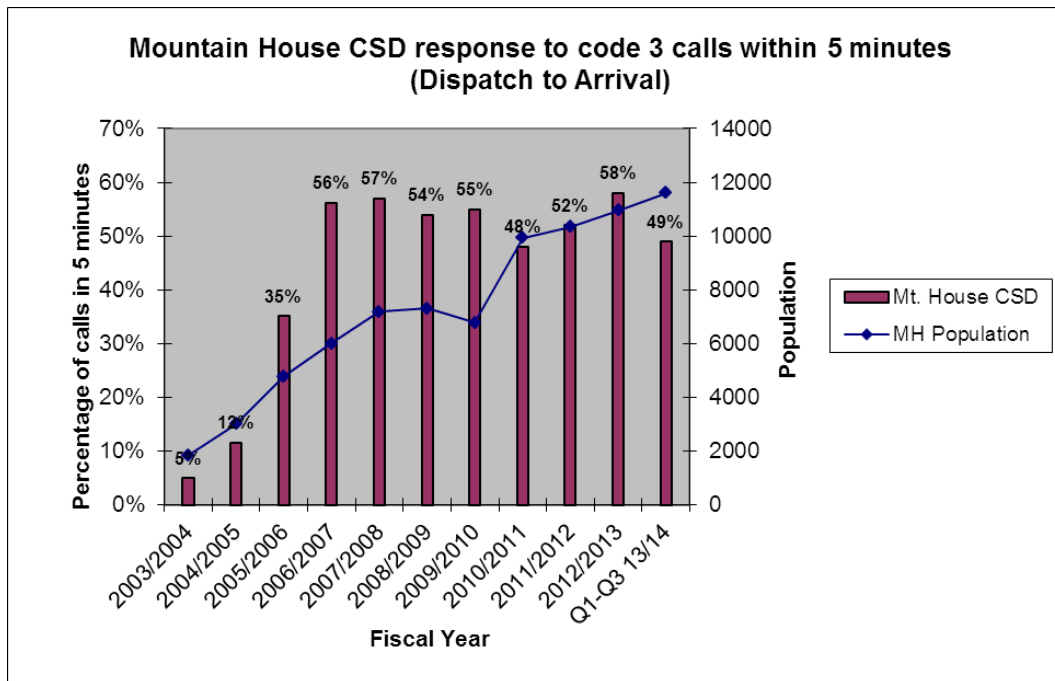
The following table displays the queuing percentages in each fire station's response area since Fiscal Year 2006/2007.

South County Fire Authority Queuing

Station Response Area	% of incidents handled by non-first due FY 2008/2009	% of incidents handled by non-first due FY 2009/2010	% of incidents handled by non-first due FY 2010/2011	% of incidents handled by non-first due FY 2011/2012	% of incidents handled by non-first due FY 2012/2013	% of incidents handled by non-first due Q-1 & Q-3 FY 2013/2014
91	8%	8%	5%	4%	3%	4%
92	10%	8%	3%	3%	3%	3%
93	6%	3%	2%	2%	1%	2%
94	15%	9%	4%	3%	2%	1%
96	10%	8%	7%	6%	6%	6%
97	9%	6%	6%	5%	5%	4%
98	5%	3%	3%	3%	2%	2%

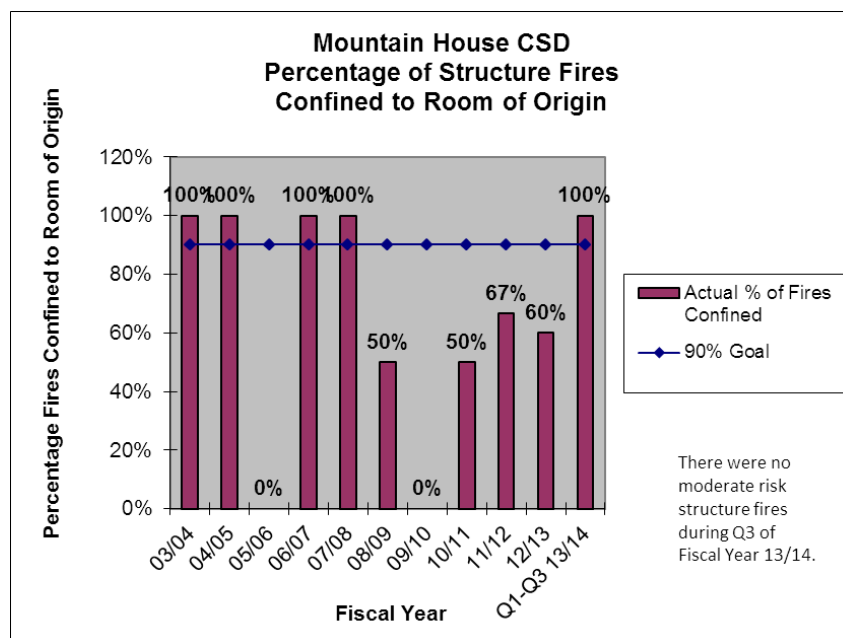
Mountain House Community Services District Response Performance

The charts below display the Mountain House Community Services District response performance and the percentage of “moderate risk structure fires confined to the room of origin or less since the 2003/2004 Fiscal Year.



“Moderate Risk” Structure Fires Confined to Room of Origin

There were no structure fire response in the Mountain House Community Services District during the second or third quarter of Fiscal Year 2013/2014. The Department was dispatched to four structure fires between July 1, 2013 and March 1, 2014. Only one of those four turned out to be a working residential fire on San Marcos Drive that was quickly confined to one room by the Fire Department.



Average Response Times

The following are the average response times for each jurisdiction of the South County Fire Authority for the third quarter of Fiscal Year 2013/2014. This time begins at dispatch and stops when the first arriving unit is at the scene. It only includes “code 3” emergency incidents.

- City of Tracy

FY 13/14 Q3 - **4:35**

- Tracy Rural Fire Protection District

FY 13/14 Q3 - **7:25**

- Mountain House Community Services District

FY 13/14 Q3 - **5:19**

A Detailed Look at all of the Components of Response Time

The tables on the following pages display each of the components of response time for the third quarter of fiscal year 2013/2014 and for fiscal year 2012/2013. The components of response time are “call processing,” “turnout time,” “travel time,” and the sum of the three, “total reflex time.”

There are two sets of tables for the City and two sets for the Tracy Rural Fire Protection District. The two tables above the center line display how the fire department has performed during the past quarter compared to the “benchmark” and the “baseline.” The two tables below the center line display the “benchmark” and the “baseline” for fiscal year 2012/2013.

Benchmarks are the desired level of service.

Baselines are the lower end of the acceptable best practices range (established by the Commission on Fire Accreditation International).

90th percentile time means that for a set of values at least ninety percent (90%) of them are less than or equal to the time displayed.

City of Tracy Response Performance - Third Quarter FY 2013/2014 and FY 12/13

SCFA Existing Response Performance Objectives (BENCHMARKS)								
City of Tracy - Third Quarter Fiscal Year 2013/2014								
EMS Incidents		90th Percentile	Structure Fire Incidents		90th Percentile	All Incident Types		90th Percentile
Call Processing	9% @ 1:00	3:05	Call Processing	0% @ 1:00	2:08	Call Processing	11% @ 1:00	3:06
Turnout Time	35% @ 1:00	1:56	Turnout Time	25% @ 1:00	2:12	Turnout Time	61% @ 1:00	1:59
Travel Time	75% @ 4:00	5:08	Travel Time	100% @ 4:00	3:42	Travel Time	74% @ 4:00	5:13
Total Reflex Time	42% @ 6:00	8:49	Total Reflex Time	25% @ 6:00	6:35	Total Reflex Time	41% @ 6:00	8:57

SCFA Existing Response Performance Objectives (Urban BASELINES from CFAI)								
City of Tracy - Third Quarter Fiscal Year 2013/2014								
EMS Incidents		90th Percentile	Structure Fire Incidents		90th Percentile	All Incident Types		90th Percentile
Call Processing	23% @ 1:30	3:05	Call Processing	50% @ 1:30	2:08	Call Processing	27% @ 1:30	3:06
Turnout Time	75% @ 1:30	1:56	Turnout Time	75% @ 1:30	2:12	Turnout Time	91% @ 1:30	1:59
Travel Time	90% @ 5:12	5:08	Travel Time	100% @ 5:12	3:42	Travel Time	90% @ 5:12	5:13
Total Reflex Time	85% @ 8:12	8:49	Total Reflex Time	100% @ 8:12	6:35	Total Reflex Time	84% @ 8:12	8:57

SCFA Existing Response Performance Objectives (BENCHMARKS)								
City of Tracy - Fiscal Year 2012/2013								
EMS Incidents		90th Percentile	Structure Fire Incidents		90th Percentile	All Incident Types		90th Percentile
Call Processing	13% @ 1:00	3:22	Call Processing	29% @ 1:00	3:12	Call Processing	17% @ 1:00	2:59
Turnout Time	42% @ 1:00	1:49	Turnout Time	32% @ 1:00	2:09	Turnout Time	67% @ 1:00	1:55
Travel Time	77% @ 4:00	4:58	Travel Time	77% @ 4:00	5:03	Travel Time	74% @ 4:00	5:14
Total Reflex Time	53% @ 6:00	8:26	Total Reflex Time	42% @ 6:00	8:07	Total Reflex Time	50% @ 6:00	8:38

SCFA Existing Response Performance Objectives (Urban BASELINES from CFAI)								
City of Tracy - Fiscal Year 2012/2013								
EMS Incidents		90th Percentile	Structure Fire Incidents		90th Percentile	All Incident Types		90th Percentile
Call Processing	37% @ 1:30	3:22	Call Processing	58% @ 1:30	3:12	Call Processing	40% @ 1:30	2:59
Turnout Time	80% @ 1:30	1:49	Turnout Time	71% @ 1:30	2:09	Turnout Time	92% @ 1:30	1:55
Travel Time	91% @ 5:12	4:58	Travel Time	94% @ 5:12	5:03	Travel Time	90% @ 5:12	5:14
Total Reflex Time	89% @ 8:12	8:26	Total Reflex Time	94% @ 8:12	8:07	Total Reflex Time	87% @ 8:12	8:38

Tracy Rural Fire Protection District Response Performance - Third Quarter FY 2013/2014 and FY 12/13

SCFA Existing Response Performance Objectives (BENCHMARKS)								
Tracy Rural Fire Protection District - <u>Third Quarter Fiscal Year 2013/2014</u>								
EMS Incidents		90th Percentile	Structure Fire Incidents		90th Percentile	All Incident Types		90th Percentile
Call Processing	14% @ 1:00	3:59	Call Processing	0% @ 1:00	2:12	Call Processing	19% @ 1:00	3:47
Turnout Time	28% @ 1:00	1:52	Turnout Time	100% @ 1:00	0:58	Turnout Time	55% @ 1:00	2:00
Travel Time	79% @ 7:30	8:45	Travel Time	100% @ 7:50	5:52	Travel Time	79% @ 7:30	9:06
Total Reflex Time	56% @ 9:30	13:45	Total Reflex Time	100% @ 9:30	8:31	Total Reflex Time	60% @ 9:30	14:07

SCFA Existing Response Performance Objectives (Rural BASELINES from CFAI)								
Tracy Rural Fire Protection District - <u>Third Quarter Fiscal Year 2013/2014</u>								
EMS Incidents		90th Percentile	Structure Fire Incidents		90th Percentile	All Incident Types		90th Percentile
Call Processing	29% @ 1:30	3:59	Call Processing	50% @ 1:30	2:12	Call Processing	35% @ 1:30	3:47
Turnout Time	75% @ 1:30	1:52	Turnout Time	100% @ 1:30	0:58	Turnout Time	90% @ 1:30	2:00
Travel Time	94% @ 13:00	8:45	Travel Time	100% @ 13:00	5:52	Travel Time	94% @ 13:00	9:06
Total Reflex Time	94% @ 16:00	13:45	Total Reflex Time	100% @ 16:00	8:31	Total Reflex Time	93% @ 16:00	14:07

*there were two structure fire in the Tracy Rural Fire Protection District during the third quarter of FY 12/13

SCFA Existing Response Performance Objectives (BENCHMARKS)								
Tracy Rural Fire Protection District - <u>Fiscal Year 2012/2013</u>								
EMS Incidents		90th Percentile	Structure Fire Incidents		90th Percentile	All Incident Types		90th Percentile
Call Processing	13% @ 1:00	3:22	Call Processing	18% @ 1:00	3:02	Call Processing	13% @ 1:00	3:27
Turnout Time	33% @ 1:00	1:53	Turnout Time	45% @ 1:00	2:00	Turnout Time	57% @ 1:00	1:57
Travel Time	83% @ 7:30	8:34	Travel Time	82% @ 7:30	8:09	Travel Time	80% @ 7:30	8:55
Total Reflex Time	69% @ 9:30	12:39	Total Reflex Time	55% @ 9:30	11:24	Total Reflex Time	66% @ 9:30	13:02

SCFA Existing Response Performance Objectives (Rural BASELINES from CFAI)								
Tracy Rural Fire Protection District - <u>Fiscal Year 2012/2013</u>								
EMS Incidents		90th Percentile	Structure Fire Incidents		90th Percentile	All Incident Types		90th Percentile
Call Processing	37% @ 1:30	3:22	Call Processing	55% @ 1:30	3:02	Call Processing	38% @ 1:30	3:27
Turnout Time	74% @ 1:30	1:53	Turnout Time	91% @ 1:30	2:00	Turnout Time	92% @ 1:30	1:57
Travel Time	98% @ 13:00	8:34	Travel Time	82% @ 13:00	8:09	Travel Time	97% @ 13:00	8:55
Total Reflex Time	98% @ 16:00	12:39	Total Reflex Time	100% @ 16:00	11:24	Total Reflex Time	97% @ 16:00	13:02

Mountain House Community Services District Response Performance - Third Quarter FY 2013/2014 and FY 12/13

SCFA Existing Response Performance Objectives (BENCHMARKS)

Mt. House CSD - Third Quarter Fiscal Year 2013/2014

EMS Incidents		90th Percentile	Structure Fire Incidents		90th Percentile	All Incident Types		90th Percentile
Call Processing	10% @ 1:00	2:55	Call Processing	0% @ 1:00	0:00	Call Processing	13% @ 1:00	2:55
Turnout Time	26% @ 1:00	2:01	Turnout Time	0% @ 1:00	0:00	Turnout Time	52% @ 1:00	1:59
Travel Time	60% @ 4:00	6:03	Travel Time	0% @ 4:00	0:00	Travel Time	54% @ 4:00	6:27
Total Reflex Time	30% @ 6:00	9:39	Total Reflex Time	0% @ 6:00	0:00	Total Reflex Time	27% @ 6:00	9:48

SCFA Existing Response Performance Objectives (Urban BASELINES from CFAI)

Mt. House CSD - Third Quarter Fiscal Year 2013/2014

EMS Incidents		90th Percentile	Structure Fire Incidents		90th Percentile	All Incident Types		90th Percentile
Call Processing	27% @ 1:30	2:55	Call Processing	0% @ 1:30	0:00	Call Processing	30% @ 1:30	2:55
Turnout Time	62% @ 1:30	2:01	Turnout Time	0% @ 1:30	0:00	Turnout Time	91% @ 1:30	1:59
Travel Time	82% @ 5:12	6:03	Travel Time	0% @ 5:12	0:00	Travel Time	79% @ 5:12	6:27
Total Reflex Time	75% @ 8:12	9:39	Total Reflex Time	0% @ 8:12	0:00	Total Reflex Time	74% @ 8:12	9:48

*there were no structure fires in the Mountain House Community Services District during the third quarter of FY 13/14

SCFA Existing Response Performance Objectives (BENCHMARKS)

Mt. House CSD - Fiscal Year 2012/2013

EMS Incidents		90th Percentile	Structure Fire Incidents		90th Percentile	All Incident Types		90th Percentile
Call Processing	12% @ 1:00	3:22	Call Processing	20% @ 1:00	2:14	Call Processing	12% @ 1:00	3:25
Turnout Time	40% @ 1:00	1:41	Turnout Time	40% @ 1:00	2:08	Turnout Time	67% @ 1:00	1:48
Travel Time	61% @ 4:00	6:01	Travel Time	100% @ 4:00	2:18	Travel Time	60% @ 4:00	6:04
Total Reflex Time	40% @ 6:00	9:55	Total Reflex Time	20% @ 6:00	8:09	Total Reflex Time	39% @ 6:00	9:43

SCFA Existing Response Performance Objectives (Urban BASELINES from CFAI)

Mt. House CSD - Fiscal Year 2012/2013

EMS Incidents		90th Percentile	Structure Fire Incidents		90th Percentile	All Incident Types		90th Percentile
Call Processing	34% @ 1:30	3:22	Call Processing	40% @ 1:30	2:14	Call Processing	39% @ 1:30	3:25
Turnout Time	81% @ 1:30	1:41	Turnout Time	60% @ 1:30	2:08	Turnout Time	94% @ 1:30	1:48
Travel Time	85% @ 5:12	6:01	Travel Time	100% @ 5:12	2:18	Travel Time	84% @ 5:12	6:04
Total Reflex Time	77% @ 8:12	9:55	Total Reflex Time	80% @ 8:12	8:09	Total Reflex Time	76% @ 8:12	9:43

SCFA AGENDA ITEM 6

REQUEST

ADOPT THE PROPOSED FISCAL YEAR 14/15 FIRE DEPARTMENT BUDGET FOR THE SOUTH COUNTY FIRE AUTHORITY AND REVIEW THE COST SPLIT BETWEEN THE CITY OF TRACY AND THE TRACY RURAL FIRE PROTECTION DISTRICT

EXECUTIVE SUMMARY

This is a meeting of the South County Fire Authority Board of Directors to review and adopt the proposed City of Tracy FY 14-15 Fire Department Budget. The City's Fire Department Budget becomes the budget for the South County Fire Authority (SCFA). The Joint Exercise of Powers Agreement between the City and the Tracy Rural Fire Protection District (Tracy Rural) requires the SCFA Board of Directors to adopt an annual budget for maintenance and operations on or before July 1 of each year. The cost split between Tracy Rural and the City of Tracy is also detailed in this staff report.

DISCUSSION

The City of Tracy and the Tracy Rural Fire Protection District are the member agencies of the South County Fire Authority (SCFA). In addition, the Mountain House Community Services District (MHCS D) contracts with the Tracy Rural Fire Protection District (Tracy Rural) for fire services.

The cost distribution for fire services is calculated according to a formula that is based upon minimum staffing at stations throughout the SCFA. Services include several program areas such as fire administration, prevention, operations, and training. The cost for MHCS D is calculated first and deducted from the total with the balance then split 70%/30% respectively between the City of Tracy and Tracy Rural. New fire equipment is evenly split between the City and Tracy Rural.

CURRENT SCFA COST FORMULA

According to Amendment No. 6 of the Joint Powers of Authority Agreement between the City of Tracy and Tracy Rural, minimum staffing at a relocated Station 92 (1035 East Grant Line Road) will be 3-persons per shift. Amendment No. 6 further stipulates that Tracy Rural is responsible for 100% of the operational costs at relocated Station 92 upon issuance of Certificate of Occupancy or by June 30, 2015, whichever occurs later. It is anticipated that the facility construction will be completed late spring 2014. The cost of the additional 3 fire personnel will be borne by the City of Tracy through FY 14/15. Effective FY 15/16, the District will be responsible to fund 100% of the operational costs at relocated Station 92 for 7 years and 10 months to satisfy a separate agreement known as the "Pre-paid Services Agreement."

The following table illustrates the staffing allocation based upon the number of crews operating in SCFA fire stations:

FY 14/15 SCFA Cost Formula

Staffing Allocation

Number of Stations	Type of Crew	Number of Shifts	Total
5	3-person	3	45
2	2-person	3	12
Subtotal			57
<i>Less Mountain House</i>			<i>(9)</i>
Total Minimum Staffing			48

Of the 57 minimum staffing, included are a 3 person crew for Station 92 and 9 for MHCSD (1 station with a 3-person crew, 3 shifts). The MHCSD staffing has been deducted from the minimum staffing total to calculate the staffing split between the City and Tracy Rural. As a result, the total minimum staffing under the new formula is 48; 30 are allocated to the City and the remaining 18 are allocated to Tracy Rural.

Formula Calculation

Service Area	Cost Split	Calls for Service Variance	Final Cost Allocation
City	30/48 = 63%	(+7%)	70%
Tracy Rural	18/48 = 37%	(-7%)	30%

The new cost formula reflects the City's share of 63% of the minimum staffing net of MHCSD (30/48) and 37% for Tracy Rural (18/48). From this split, the adjustment of 7% is added to the City's share and 7% deducted from Tracy Rural in consideration of cost for the number of calls for service handled by the City. As such, the cost split between the City and Tracy Rural is 70% and 30% respectively. This split is calculated after deducting for MHCSD expenses.

Effective FY 15/16, the cost formula would be revised again as the cost of the 3-person crew at the relocated Station 92 would be transferred to Tracy Rural. Tracy Rural's share, less MHCSD, with the 7% adjustment would be approximately 36.75%.

FY 14/15 JOINT BUDGET WORKSHOP

On March 18, 2014 the City Council and Tracy Rural Fire District Board of Directors held a joint budget workshop to review and discuss the proposed SCFA FY 14/15 Budget.

Tim Smith, Chairman of the Tracy Rural Fire District Board of Directors requested that the methodology of procuring staffing via "Supplemental Services" for Fire Station 91 be reviewed by the City of Tracy. Staff presented a staff report to the City Council regarding fiscal implications of dissolving the supplemental services methodology at the regularly scheduled meeting on April 1, 2014.

City Council discussed and accepted the staff report and determined to not make any changes to supplemental services for FY 14/15. The budget as presented in this staff

report remains unchanged from the proposed budget presented at the March 18, 2014 joint budget workshop.

FY 14/15 FIRE DEPARTMENT BUDGET

The proposed FY 14/15 Fire Department program budget, less equipment replacement and overhead costs, is \$16.5 million, a 5.6% increase compared to the FY 13/14 adopted budget of \$15.6 million. This increase reflects inflationary operational and benefit costs, coupled with recommended budget augmentations for FY 14/15. Proposed augmentation requests for FY 14/15 are reflected in the table below:

FY 14/15 Proposed Augmentations

FY 14/15 Proposed Augmentations	Cost
EMS Specialist (1 FTE)	\$115,750
Reserve Firefighter Minimum Wage Increase	\$2,950
SCBA Field Equipment	\$52,770
Fire Prevention Training	\$3,000
Public Education Materials	\$5,000
Total	\$179,470

FY 14/15 Equipment Replacement Costs

FY 14/15 equipment replacement costs are \$204,730. Built in the base budget is approximately \$40,000 for emergency replacements. The total requested replacements for FY 14/15 less the emergency funding is \$164,730.

Replacement equipment is used to provide service across the jurisdictional area of the South County Fire Authority. The reason for replacement is typically due to worn or damaged equipment that has met its useful service life or state/local mandates that dictate replacement.

Equipment replacements are acquired through Fund 605. Each agency pays annually to Fund 605 based on the annual formula, so funds can be accumulated for replacements. Fund 605 does not cover vehicles or stations, but other operational equipment. New operational equipment is split evenly between the City and Tracy Rural.

The table below reflects FY 14/15 proposed equipment replacement costs:

FY 14/15 Proposed Equipment Replacement Requests	Cost
Records Management System	\$48,000
Station Furnishings	\$11,900
Field Generators	\$11,400
Fire Hose	\$15,000
SCBA Tester Unit	\$5,430
Subtotal Requests	\$91,730
Emergency Equipment Replacement (if necessary)	\$40,000
Total	\$131,730

The following table reflects FY 14/15 proposed new equipment costs:

FY 14/15 Proposed New Equipment Request	Cost
Equipment for New Engines	\$73,000
Total	\$73,000

FY 14/15 Indirect Costs

FY 14/15 overhead or indirect costs, which are shared between the City, Tracy Rural and MHCSD, are approximately \$453,400.

FY 14/15 Indirect Costs	City Share	TRFPD Share	MHCSD Share
\$453,400	\$267,050	\$114,710	\$71,640

SCFA FY 14/15 COST DISTRIBUTION

Below are the anticipated FY 14/15 applicable fire expenses for the City of Tracy, Tracy Rural Fire Protection District, and MHCSD:

Year	City of Tracy	TRFPD	MHCSD
FY 13/14	\$10.1M	\$3.95M	\$2.38M
FY 14/15	\$10.5M	\$3.92M	\$2.43M

FISCAL IMPACT

The fiscal impact is indicated within this report. The City of Tracy, Tracy Rural Fire Protection District and Mountain House Community Services District will each pay their proportionate share of the fire department budget based upon the adopted formula.

RECOMMENDATION

It is recommended the South County Fire Authority Board of Directors review and adopt the proposed Fire Department Budget for FY 14/15.

Prepared by: David A. Bramell, Fire Division Chief

Reviewed by: Alford Nero, Fire Chief
 Jenny Haruyama, Administrative Services Director

Approved by: Maria A. Hurtado, Interim Executive Director

Attachment: SCFA Cost Allocations based upon FY14-15 Proposed Budget

SCFA RESOLUTION _____

ADOPTING THE FY 14-15 BUDGET FOR THE SOUTH COUNTY FIRE AUTHORITY

WHEREAS, The City of Tracy and the Tracy Rural Fire District formed the South County Fire Authority in order to provide fire services to both jurisdictions, and

WHEREAS, The Authority in turn procures personnel and other services from the City of Tracy in order to supply such services to the District and the City, and

WHEREAS, The Joint Exercise of Powers Agreement requires the Authority Board of Directors to adopt an annual budget for maintenance and operations on or before July 1 of each year, and

WHEREAS, The City of Tracy and the Tracy Rural Fire District held a joint budget workshop on March 18, 2014 to discuss the proposed FY 14-15 budget, and

WHEREAS, The FY 14-15 Budget for the South County Fire Authority with budget expenses are broken down into programs as follows:

Fire Administrations	\$	607,060
Fire Prevention & Education		429,840
Fire Operations		13,808,020
Constant Staffing – FS #91		1,030,400
Fire Training & Safety		369,650
Fire Mutual Aid		212,000
Equipment		164,730
Indirect Costs (City Overhead) City		267,050
TRFD Share		114,710
MHCS D Share		71,640
Total Fire Department Budget	\$	17,075,100

WHEREAS, Funding for the Authority budget is as follows:

City General Fund	\$	10,504,680
Grant Revenue		212,000
Mountain House CSD		2,434,630
Tracy Rural Fire District		3,923,790
Total Fire Department Budget	\$	17,075,100

NOW, THEREFORE, BE IT RESOLVED, That the Board of Directors adopts the South County Fire Authority budget for FY 14-15 as detailed above.

SCFA Resolution ____
Page 2

The foregoing SCFA Resolution ____ was adopted by the South County Fire Authority Board of Directors on the 15th day of April, 2014 by the following vote:

AYES: BOARD OF DIRECTORS:

NOES: BOARD OF DIRECTORS:

ABSENT: BOARD OF DIRECTORS:

ABSTAIN: BOARD OF DIRECTORS:

ATTEST:

Chairperson

Secretary

SCFA Cost Allocations
 based upon FY14-15
 Proposed Budget for
 Budget for Tracy Fire Dept

04/06/14

Formula 57

FY14-15

Programs	Proposed FY14-15 Expenditures		TRFD Share	MHCSD Share	Grant Funding	City Share
P52110 - Fire Admin	\$607,060		\$149,670	\$93,620	\$0	\$363,770
P52150 - Fire Prevention	429,840		104,980	65,670	0	259,190 *1
P52210 - Fire Operations	13,808,020		3,425,540	2,145,910	0	8,236,570
Constant Staffing - FS #91	1,030,400		0	0	0	1,030,400 *2
P52230 - Fire Mutual Aid	212,000		0	0	212,000	0 *3
P52250 - Fire Training	369,650		92,390	57,790	0	219,470
Sub-Total	\$16,456,970		\$3,772,580	\$2,362,990	\$212,000	\$10,109,400
P59320 - Fire Dept Eqpt						
New Equipment	73,000	50%	36,500	0	0	36,500
Replacement Eqpt	91,730		0	0	0	91,730 *4
Sub-Total	\$164,730		\$36,500	\$0	\$0	\$128,230
P59210 - Indirect Costs	\$453,400		114,710	71,640		267,050
Total Costs	\$17,075,100		\$3,923,790	\$2,434,630	\$212,000	\$10,504,680

*1 - Fee revenues of \$211,950, deposited directly into Fund 211,
 but credited against City's share of costs.

*2 - Constant staffing costs at FS #91

*3 - SCFA revenue estimate for State Mutual Aid.

*4 - Equipment Replacements acquired through Fund 605.

SCFA AGENDA ITEM 7

REQUEST

RECEIVE AND ACCEPT THE FIRE CHIEF'S INFORMATIONAL UPDATE

EXECUTIVE SUMMARY

This agenda item will update the South County Fire Authority Board of Directors on the Advanced Life Support Agreement negotiations with San Joaquin County Emergency Medical Services Agency.

DISCUSSION

At the April 1, 2014 Special Meeting of the South County Fire Authority, the Board authorized the Fire Chief to negotiate a short term Advanced Life Support agreement with the San Joaquin County Emergency Medical Services Agency and authorized the Chairman to sign the agreement.

The Fire Chief will provide the South County Fire Authority Board of Directors with an informational update on the negotiations in an effort to keep the Directors and residents informed.

FISCAL IMPACT

There is no fiscal impact with this informational item.

RECOMMENDATION

That the South County Fire Authority Board of Directors receive and accept the Fire Chief's informational update.

Prepared by: Alford Nero, Fire Chief
Reviewed by: Maria A. Hurtado, Interim Executive Director
Approved by: Maria A. Hurtado, Interim Executive Director