

NOTICE OF REGULAR MEETING


Pursuant to Section 54954.2 of the Government Code of the State of California, a Regular meeting of the **SOUTH COUNTY FIRE AUTHORITY** is hereby called for:

Date/Time: **Tuesday, October 21, 2014, 5:30 p.m.**
(or as soon thereafter as possible)

Location: **Council Chambers**
333 Civic Center Plaza, Tracy

Government Code Section 54954.3 states that every public meeting shall provide an opportunity for the public to address the South County Fire Authority on any item, before or during consideration of the item, however no action shall be taken on any item not on the agenda.

1. Call to Order
2. Roll Call
3. Items from the Audience - *In accordance with Procedures for Preparation, Posting and Distribution of Agendas and the Conduct of Public Meetings, adopted by Resolution 2008-140 any item not on the agenda brought up by the public at a meeting, shall be automatically referred to staff. If staff is not able to resolve the matter satisfactorily, the member of the public may request a Board Member to sponsor the item for discussion at a future meeting.*
4. Approval of Minutes
5. ACCEPT A REPORT ON THE SOUTH COUNTY FIRE AUTHORITY EMERGENCY RESPONSE PERFORMANCE FOR FISCAL YEAR 2013-2014
6. ACCEPT A REPORT ON THE SOUTH COUNTY FIRE AUTHORITY EMERGENCY RESPONSE PERFORMANCE FOR THE FIRST QUARTER OF FISCAL YEAR 2014-2015
7. RECEIVE AND ACCEPT THE FIRE CHIEF'S INFORMATIONAL UPDATE REGARDING FIRE GOVERNANCE, ADVANCED LIFE SUPPORT AND FIRE SERVICE IN MOUNTAIN HOUSE
8. Items from the Audience
9. Adjournment



Chairperson

October 16, 2014

The City of Tracy is in compliance with the Americans with Disabilities Act and will make all reasonable accommodations for the disabled to participate in public meetings. Persons requiring assistance or auxiliary aids in order to participate, should call City Hall (209-831-6000), at least 24 hours prior to the meeting.

Any materials distributed to the majority of the South County Fire Authority regarding any item on this agenda will be made available for public inspection in the City Clerk's office located at 333 Civic Center Plaza, Tracy, during normal business hours

April 1, 2014, 6:15 p.m.

City Council Chambers, 333 Civic Center Plaza

Web Site: www.ci.tracy.ca.us

1. Call to Order – Vice Chair Rickman called the meeting to order at 6:15 p.m.
2. Roll call found Directors Ahmad, Maciel, Smith, and Vice Chair Rickman present; Chair Thoming absent.
3. ITEMS FROM THE AUDIENCE – None.
4. REQUEST TO AUTHORIZE, EFFECTIVE MARCH 31, 2014, THE CHAIR OF THE SOUTH COUNTY FIRE AUTHORITY BOARD, TO SIGN A LETTER IN RESPONSE TO THE MARCH 28, 2014 LETTER FROM SAN JOAQUIN COUNTY EMERGENCY MEDICAL SERVICES ADMINISTRATOR DAN BURCH, TO TEMPORARILY EXTEND THE ADVANCED LIFE SUPPORT AGREEMENT – Fire Chief Ai Nero provided the staff report. Fire Chief Nero stated on March 28, 2014, the SCFA Fire Chief received a letter from Mr. Dan Burch stating that the Emergency Medical Services (EMS) Agency provisionally authorizes the South County Fire Authority (SCFA) to provide Advanced Life Support (ALS) services after April 1, 2014, if SCFA agreed to specific terms and conditions. Additionally, EMS Agency requested that SCFA submit a letter in writing signed by the Chairperson of its Board of Directors accepting the terms and conditions set forth in the letter.

The March 31, 2014, letter sent from SCFA Chairman, Jim Thoming, in response to the March 28, 2014, letter from Mr. Dan Burch accepted the terms and conditions outlined by the EMS Agency to receive provisional authorization to continue to provide ALS services until such time as a limited five month agreement with the EMS Agency could be negotiated

Staff recommended that the SCFA authorize the Chair of the South County Fire Authority Board, to sign a letter in response to the March 28, 2014, letter from San Joaquin County Emergency Medical Services Administrator Dan Burch to temporarily extend the Advanced Life Support Agreement.

Director Ahmad voiced concerns regarding the timing outlined on page four of Dan Burch's response regarding the ePCR "...shall be accurately completed and transmitted to the receiving hospital within 30 minutes..." Chief Nero stated they would be discussing all issues with Mr. Burch and the County Administrator to get clarity.

Director Smith asked who would be meeting with Mr. Burch and the County Administrator. Maria Hurtado, Interim City Manager, stated she and Chief Nero would be meeting with the County Administrator and the Chief Administrator to get clarity and set a date to begin negotiations.

Director Smith voiced concern that none of the individuals meeting with the County had the medical back ground which would qualify them to negotiate. Ms. Hurtado stated the Division Chiefs would be available.

Vice Chair Rickman opened the public comment portion of the meeting. There was no one wishing to speak on the item.

It was moved by Director Maciel and seconded by Director Ahmad to authorize, effective March 31, 2014, the Chair of the South County Fire Authority Board, to sign a letter in response to the March 28, 2014, letter from San Joaquin County Emergency Medical Services Administrator Dan Burch to temporarily extend the Advanced Life Support Agreement. Voice vote found Directors Ahmad, Maciel, Smith and Vice Chair Rickman in favor; Chair Thoming absent.

5. AUTHORIZE THE FIRE CHIEF TO NEGOTIATE A SHORT TERM AGREEMENT WITH THE SAN JOAQUIN COUNTY EMERGENCY MEDICAL SERVICES (EMS) TO PROVIDE ADVANCED LIFE SUPPORT SERVICES PURSUANT TO SPECIFIED EMS TERMS AND CONDITIONS AND AUTHORIZE THE CHAIRMAN TO SIGN THE AGREEMENT – Fire Chief Nero provided the staff report. Fire Chief Nero stated on March 28, 2014, the SCFA Fire Chief received a letter from Mr. Dan Burch stating that the Emergency Medical Services (EMS) Agency provisionally authorizes SCFA to provide ALS services after April 1, 2014, if SCFA agreed to specific terms and conditions.

The specific terms and conditions include the following:

1. SCFA shall implement either a compliant ePCR platform, or paper PCR using criteria supplied by the EMS Agency no later than Thursday, April 24, 2014, as described below:

- a. **ePCR Option:** A satisfactory ePCR shall be capable of producing a printed PCR that has no missing fields or inaccurate information, including procedure times, and accurately and completely describes the prehospital patient care provided by SCFA.

- b. **Paper PCR Option:** If a paper PCR is selected, SCFA shall adhere to the paper PCR requirements of the EMS Agency, and shall enter data from these paper PCRs into an EMS database system provided by the EMS Agency.

2. SCFA shall in good faith negotiate by no later than April 14, 2014, a limited five month agreement with the EMS Agency that includes defined performance benchmarks such as SCFA staff's stated commitment to implement replacement ePCR software by July 1, 2014. This ePCR software shall be National EMS Information System (NEMIS) compliant and HL7 compatible, and approved by the EMS Agency for patient documentation on all patient contacts. The ePCR shall be accurately completed and transmitted to the receiving hospital within 30 minutes of transferring patient care to the transporting ambulance using a secure connection. The ePCR system shall allow for the timely transmission of required data elements to the EMS Agency in a digital format that allows direct import into the EMS Agency's database in order to allow full countywide integration of ePCR and CAD data. The ePCR system must be capable of capturing and accurately reporting the California EMS Authority's Core Measures.

3. SCFA shall comply with all EMS Agency policies and procedures, voluntarily and in good faith keep the EMS Agency informed of SCFA's ability to adhere to EMS Agency policies and procedures and its performance in the EMS system.

Given the short time frame provided by the EMS Agency, staff requests authorization to negotiate a short term agreement with the EMS Agency in order to provide ALS Services.

Staff recommended that the SCFA Board authorize the Fire Chief to negotiate a short term agreement with the San Joaquin County Emergency Medical Services (EMS) to provide advanced life support services pursuant to specified EMS terms and conditions and authorize the Chairman to sign the agreement.

Board Member Smith stated in the future the proper protocol should be followed regarding signatures.

Vice Chair Rickman opened the public comment portion of the meeting. There was no one wishing to speak on the item.

It was moved by Board Member Ahmad and seconded by Board Member Smith to authorize the Fire Chief to negotiate a short term agreement with the San Joaquin County Emergency Medical Services (EMS) to provide advanced life support services pursuant to specified EMS terms and conditions and authorize the Chairman to sign the agreement.

6. ADJOURNMENT

It was moved by Director Maciel and seconded by Director Ahmad to adjourn. Voice vote found all in favor; passed and so ordered. Time: 6:37 p.m.

The above agenda was posted at the Tracy City Hall on March 31, 2014. The above are summary minutes. A recording is available at the office of the City Clerk.

Chairperson

Secretary

April 15, 2014, 5:30 p.m.

Council Chambers, 333 Civic Center Plaza

Web Site: www.ci.tracy.ca.us

1. Chairperson Thoming called the meeting to order at 5:30 p.m.
2. Roll call found Directors Ahmad, Maciel, Rickman, and Chairperson Thoming present.
3. Items from the Audience - None
4. Approval of Minutes – It was moved by Director Maciel and seconded by Director Rickman to adopt the regular meeting minutes of January 21, 2014. Voice vote found all in favor; passed and so ordered.
5. ACCEPT A REPORT ON THE SOUTH COUNTY FIRE AUTHORITY EMERGENCY RESPONSE PERFORMANCE FOR THE THIRD QUARTER OF FISCAL YEAR 2013-2014 – Division Chief Steve Hanlon provided the staff report. There were a total of 1,562 incidents in the South County Fire Authority (SCFA) during the third quarter of fiscal year 2013/2014. Emergency medical service calls accounted for 75% of all of the calls the SCFA was dispatched to during the past quarter. Fire alarms accounted for 10%, fires 9%, hazardous conditions 3% and service calls 3%. During the past quarter, there were eight structure fires in the SCFA. Six of the structure fires occurred in the City of Tracy and two in the Tracy Rural Fire Protection District (Tracy Rural). There were no structure fires in the Mountain House Community Services District (MHCS D) during the quarter.

The estimated dollar loss from structure fires in the City during the third quarter of fiscal year 2013/2014 was \$473,244 (property and content loss). The majority of the fire loss for the quarter was attributed to a strip mall fire that occurred on March 26, 2014, at McKinley Village Shopping Center. Another significant fire that had a consequence to the community occurred on February 13, 2014, at the Old Lammersville School House located at Clyde Bland Park. The fire caused an estimated \$35,000 in damage and displaced the Tracy Unified and Jefferson School Districts 3rd Grade Program that partners with the West Side Pioneers Association to provide children a glimpse into school life in the 1870's. Structure fire dollar loss in the rural area during the third quarter of fiscal year 2013/2014 totaled \$20,500. The two fires in Tracy Rural both involved industrial facilities. One involved the large A-Frame building at the Holly Commerce Center (former Holly Sugar facility) on January 30, 2014, and the other occurred on March 18, 2014, at Teichert Aggregates near MacArthur Drive and Linne Road.

The Department's goal is to confine residential structure fires to the room of origin or less 90% of the time. For the first three quarters of fiscal year 2013/2014 that goal was met 70% of the time in the City. There were no residential structure fires in the Rural or Mountain House areas during the second or third quarter of the fiscal year. Both jurisdictions had one residential structure fire each during the first quarter and both of those were contained to the room of origin.

The average response time for all “code 3” incident types during the third quarter of fiscal year 2013/2014 were:

* City of Tracy Incidents	4:35
* Tracy Rural Fire Protection District	7:25
* Mountain House Community Services District	5:19

The SCFA response time performance can be broken down into four time segments, “Call Processing,” “Turnout Time,” “Travel Time,” and the “Total Reflex Time”. Division Chief Hanlon indicated pages 8, 9, and 10 of the Response Performance Report displayed each of the components of time by percentage and percentile and compares them to both the desired benchmarks and to the acceptable baselines.

During the third quarter of fiscal year 2013/2014, the department responded to 41% of all emergency incidents inside of the City of Tracy within the total reflex performance objective of 6.5 minutes. The 90th percentile for all incidents in the City was 8 minutes and 57 seconds (8:57) meaning 90% of all incidents were responded to in 8:57 or less. In the third quarter of fiscal year 2013/2014 the Fire Department responded to 60% of all emergency incidents in Tracy Rural within the total reflex performance objective of 10 minutes. The 90th percentile for all incidents in the rural area was 14 minutes and 7 seconds (14:07); 90% of all incidents were responded to within 14:07 or less. Response performance in the MHCSD was 27% for all emergency incidents within the total reflex performance objective of 6.5 minutes. The 90th percentile for all incidents was 9 minutes and 48 seconds (9:48).

Staff recommended the Board of Directors accept the South County Fire Authority Response Performance Report for the third quarter of fiscal year 2013/2014.

Bob Sarvey asked which stations respond to mutual aid. Fire Chief Al Nero responded Stations 98, 94, 91, and 97 respond to requests for mutual aid.

Bob Sarvey provided a hand out and stated according to the quarterly report the percentage of rural response of the total responses of the fire district is 15%, and the 2011/2012 annual report stated that rural incurs 18% of the fire responses. Mr. Sarvey asked if the Rural District was experiencing fewer incidents over time.

Division Chief Hanlon responded there was an increase in incidents across the board. In 2007, a change was made to the way calls were being processed by the dispatch center and there was a reduction in calls. Division Chief Hanlon stated he was not sure it showed a true increase over time, or if the increase in calls was a result of the dispatching process.

Mr. Sarvey stated he was referring to the split between rural, the City of Tracy and Mountain House. Mr. Sarvey added that rural is experiencing fewer incidents and asked if that was the trend. Division Chief Hanlon stated he was not sure and would need to run a report.

It was moved by Director Maciel and seconded by Director Rickman to accept the South County Fire Authority Response Performance Report for the third quarter of fiscal year 2013/2014. All in favor; passed and so ordered.

6. ADOPT THE PROPOSED FISCAL YEAR 14/15 FIRE DEPARTMENT BUDGET FOR THE SOUTH COUNTY FIRE AUTHORITY AND REVIEW THE COST SPLIT BETWEEN THE CITY OF TRACY AND THE TRACY RURAL FIRE PROTECTION DISTRICT – Division Chief Bramell provided the staff report. The City of Tracy and the Tracy Rural Fire Protection District (Tracy Rural) are the member agencies of the South County Fire Authority (SCFA). In addition, the Mountain House Community Services District (MHCS D) contracts with Tracy Rural for fire services.

The cost distribution for fire services is calculated according to a formula that is based upon minimum staffing at stations throughout the SCFA. Services include several program areas such as fire administration, prevention, operations, and training. The cost for MHCS D is calculated first and deducted from the total with the balance then split 70%/30% respectively between the City of Tracy and Tracy Rural. New fire equipment is evenly split between the City and Tracy Rural.

According to Amendment No. 6 of the Joint Powers of Authority Agreement between the City of Tracy and Tracy Rural, minimum staffing at a relocated Station 92 (1035 East Grant Line Road) will be 3-persons per shift. Amendment No. 6 further stipulates that District will be responsible for 100% of the operational costs at relocated Station 92 upon issuance of Certificate of Occupancy or by June 30, 2015, whichever occurs later. It is anticipated that the facility construction will be completed late spring 2014. The cost of the additional three fire personnel will be borne by the City of Tracy through fiscal year 2014/2015. Effective fiscal year 2015/2016, the District will be responsible to fund 100% of the operational costs at relocated Station 92 for seven years and 10 months to satisfy a separate agreement known as the “Pre-paid Services Agreement.”

The following table illustrates the staffing allocation based upon the number of crews operating in SCFA fire stations:

FISCAL YEAR 2014/2015 SCFA Cost Formula

Staffing Allocation

Number of Stations	Type of Crew	Number of Shifts	Total
5	3-person	3	45
2	2-person	3	<u>12</u>
Subtotal			57
<i>Less Mountain House</i>			<i>(9)</i>
Total Minimum Staffing			48

Of the 57 minimum staffing, included are a three person crew for Station 92 and nine for MHCS D (1 station with a three-person crew, three shifts). The MHCS D staffing has been deducted from the minimum staffing total to calculate the staffing split between the City and Tracy Rural. As a result, the total minimum staffing under the new formula is 48; 30 are allocated to the City and the remaining 18 are allocated to Tracy Rural.

Formula Calculation

Service Area	Cost Split	Calls for Service Variance	Final Cost Allocation
City	30/48 = 63%	(+7%)	70%
Tracy Rural	18/48 = 37%	(-7%)	30%

The new cost formula reflects the City's share of 63% of the minimum staffing net of MHCSD (30/48) and 37% for Tracy Rural (18/48). From this split, the adjustment of 7% is added to the City's share and 7% deducted from Tracy Rural in consideration of cost for the number of calls for service handled by the City. As such, the cost split between the City and Tracy Rural is 70% and 30% respectively. This split is calculated after deducting for MHCSD expenses.

Effective fiscal year 2015/2016, the cost formula would be revised again as the cost of the three-person crew at the relocated Station 92 would be transferred to Tracy Rural. Tracy Rural's share, less MHCSD, with the 7% adjustment would be approximately 36.75%.

On March 18, 2014, City Council and Tracy Rural Board of Directors held a joint budget workshop to review and discuss the proposed SCFA fiscal year 2014/2015 budget.

Tim Smith, Chairman of the Tracy Rural Board of Directors requested that the methodology of procuring staffing via "Supplemental Services" for Fire Station 91 be reviewed by the City of Tracy. Staff presented a report to the City Council regarding fiscal implications of dissolving the supplemental services methodology at the regularly scheduled meeting on April 1, 2014.

City Council discussed and accepted the staff report and determined to not make any changes to supplemental services for fiscal year 2014/2015. The budget as presented in the staff report remains unchanged from the proposed budget presented at the March 18, 2014, joint budget workshop.

The proposed fiscal year 2014/2015 Fire Department program budget, less equipment replacement and overhead costs, is \$16.5 million, a 5.6% increase compared to the fiscal year 2013/2014 adopted budget of \$15.6 million. This increase reflects inflationary operational and benefit costs, coupled with recommended budget augmentations for fiscal year 2014/2015. Proposed augmentation requests for fiscal year 2014/2015 are reflected in the table below:

Fiscal Year 2014/2015 Proposed Augmentations

FY 14/15 Proposed Augmentations	Cost
EMS Specialist (1 FTE)	\$115,750
Reserve Firefighter Minimum Wage Increase	\$2,950
SCBA Field Equipment	\$52,770
Fire Prevention Training	\$3,000
Public Education Materials	\$5,000
Total	\$179,470

Fiscal year 2014/2015 equipment replacement costs are \$204,730. Built in the base budget is approximately \$40,000 for emergency replacements. The total requested replacements for fiscal year 2014/2015, less the emergency funding, is \$164,730.

Replacement equipment is used to provide service across the jurisdictional area of the South County Fire Authority. The reason for replacement is typically due to worn or damaged equipment that has met its useful service life or state/local mandates that dictate replacement.

Equipment replacements are acquired through Fund 605. Each agency pays annually to Fund 605 based on the annual formula, so funds can be accumulated for replacements. Fund 605 does not cover vehicles or stations, but other operational equipment. New operational equipment is split evenly between the City and Tracy Rural.

The table below reflects fiscal year 2014/2015 proposed equipment replacement costs:

FY 14/15 Proposed Equipment Replacement Requests	Cost
Records Management System	\$48,000
Station Furnishings	\$11,900
Field Generators	\$11,400
Fire Hose	\$15,000
SCBA Tester Unit	\$5,430
Subtotal Requests	\$91,730
Emergency Equipment Replacement (if necessary)	\$40,000
Total	\$131,730

The following table reflects fiscal year 2014/2015 proposed new equipment costs:

FY 14/15 Proposed New Equipment Request	Cost
Equipment for New Engines	\$73,000
Total	\$73,000

Fiscal year 2014/2015 overhead or indirect costs, which are shared between the City, Tracy Rural and MHCS D, are approximately \$453,400.

FY 14/15 Indirect Costs	City Share	TRFPD Share	MHCS D Share
\$453,400	\$267,050	\$114,710	\$71,640

Below are the anticipated fiscal year 2014/2015 applicable fire expenses for the City of Tracy, Tracy Rural Fire Protection District, and MHCS D:

Year	City of Tracy	TRFPD	MHCS D
FY 13/14	\$10.1M	\$3.95M	\$2.38M
FY 14/15	\$10.5M	\$3.92M	\$2.43M

The fiscal impact is indicated within this report. The City of Tracy, Tracy Rural and MHCS D will each pay their proportionate share of the fire department budget based upon the adopted formula.

Staff recommended the South County Fire Authority Board of Directors review and adopt the proposed Fire Department Budget for fiscal year 2014/2015.

Bob Sarvey stated Mountain House has indicated their withdrawal from SCFA and asked if there was a contingent budget to address that possibility. Fire Chief Nero responded that the board was notified in September, 2013. Fire Chief Nero added that the contract requires a two year notification, and that will be taken into account for the fiscal year 2015/2016 budget.

Mr. Sarvey asked for confirmation that there was no potential cost split under that scenario with Mountain House pulling out. Fire Chief Nero responded not for fiscal year 2014/2015.

Mr. Sarvey asked if staff had planned beyond fiscal year 2014/2015. Fire Chief Nero responded staff would take that into account when preparing the fiscal year 2015/2016 budget.

Mr. Sarvey asked if Tracy Rural would have two stations with six firefighters each for fiscal year 2014/2015. Fire Chief Nero responded Tracy Rural are responsible for the two stations that have two people and will also be responsible for the two people at Station 92. The City will pay the cost for the third person at Station 92 through June 30, 2015.

Mr. Sarvey made an appeal to the board to reject the fiscal year 2014/2015 budget and asked the board to re-examine the cost allocations and the amount Tracy Rural owes the City. Mr. Sarvey stated the difference between the 30% that is being proposed this year and the 36.5% next year over 7 ½ years is \$6,652,310. Mr. Sarvey further stated Tracy Rural allegedly owes \$5.5 million, so there should be an adjustment this year. Tracy Rural will have two stations with six seats, totaling 12 firefighters out of 48. Tracy Rural should only be responsible in the future for 25%, not 36.5%. Mr. Sarvey believed a fair way to allocate cost is by the percentage of service in each area and in the historical records he provided, Tracy Rural has between 24 to 26% service and yet paid between 30 to 40 % of the budget. Mr. Sarvey stated the City of Tracy owes the Tracy Rural money if a formula is used that reflects who is getting service where.

Director Thoming asked about the \$453,400 Indirect Costs. Division Chief Bramell responded that the numbers are prepared by the Finance Department. It is a proportionate share by department.

Allan Borwick, Budget Officer, responded the indirect costs are based on an allocation of the overhead costs over all the City departments and programs based on their impact and using the various services.

Director Thoming asked if the different departments within the City are allocated a certain percentage. Mr. Borwick responded yes and a certain percentage based on the usage. The overhead services are the City Clerk, City Manager, City Attorney, Human Resources and Finance.

It was moved by Director Maciel and seconded by Director Rickman to adopt the fiscal year 2014/2015 budget for the South County Fire Authority. All in favor; passed and so ordered.

7. RECEIVE AND ACCEPT THE FIRE CHIEF'S INFORMATIONAL UPDATE – Fire Chief Nero presented the report. At the April 1, 2014, special meeting of the South County Fire Authority, the Board authorized the Fire Chief to negotiate a short term Advanced Life Support agreement with the San Joaquin County Emergency Medical Services Agency and authorized the Chairman to sign the agreement.

Fire Chief Nero stated the negotiations have concluded and the agreement will go before the Board of Supervisors on April 29, 2014, for their approval.

Staff recommended that the South County Fire Authority Board of Directors receive and accept the Fire Chief's informational update.

It was moved by Director Ashad and seconded by Director Rickman to accept the Fire Chief's informational update.

8. ITEMS FROM THE AUDIENCE - None
9. Adjournment – It was moved by Director Maciel and seconded by Director Rickman to adjourn. Voice vote found all in favor; passed and so ordered. Time: 6:00 p.m.

The above are summary minutes. The above agenda was posted at Tracy City Hall on April 10, 2014.

Chairperson

Attest:

Secretary

SCFA AGENDA ITEM 5

REQUEST

ACCEPT A REPORT ON THE SOUTH COUNTY FIRE AUTHORITY EMERGENCY RESPONSE PERFORMANCE FOR FISCAL YEAR 2013-2014

EXECUTIVE SUMMARY

The following report is a summary of emergency response performance for fiscal year 2013/2014. The total number fire department incidents in the South County Fire Authority for fiscal year 2013/2014 increased by 1.9% or 120 calls compared to the fiscal year 2012/2013. With the exception of higher than normal structure fire losses in the City of Tracy's area and lower than normal losses in the Mountain House Community Services District, response performance remains on par and consistent.

DISCUSSION

This report presents historical fire department response information for fiscal year 2013/2014.

There were a total of 6,443 incidents in the South County Fire Authority during fiscal year 2013/2014. Of the 6,443, there were 4,433 in the City of Tracy, 1,086 in the Tracy Rural area, 383 in Mountain House, 266 on area freeways, and 275 to areas outside of the South County Fire Authority.

Emergency medical service calls accounted for 71.7% of all of the calls that the South County Fire Authority was dispatched to during fiscal year 2013/2014. Fires accounted 10.2%, Fire Alarms 9.7%, Hazardous Conditions 4.1% and Service calls 3.8%.

In fiscal year 2013/2014 the South County Fire Authority was dispatched to 174 structure fires. Twenty-five of those were out upon arrival of firefighters and 37 were working fires requiring actions by the fire department to extinguish. Looking at fiscal year 2013/2014 structure fires by jurisdiction, there were 27 working structure fires inside of the City of Tracy, 9 working fires in the Tracy Rural Fire Protection District, and 1 in the Mountain House Community Services District. The estimated dollar loss from all structure fires in the South County Fire Authority during fiscal year 2013/2014 was \$4,616,360 (property and content loss).

Structure fire losses in the City of Tracy during fiscal year 2013/2014 was \$4,121,142. That fiscal year loss was a 293% increase from the City's five year average loss of \$1,406,468. The majority of the structure fire loss the City can be attributed to three fires, two at manufacturing businesses and one at a retail shopping strip mall. The largest dollar loss fire in the City occurred on August 13, 2013 at a foam carpet pad manufacturing company on Mac Arthur Drive (\$2,050,697). The second largest dollar loss fire occurred on March 26, 2013 at the McKinley Village Shopping Center (\$404,744). The third largest loss fire occurred on July 3, 2013 at a semiconductor instrumentation manufacturing company on Larch Road (\$355,000). The City also had seven apartment units suffer fire damage during one fire on June 19, 2014 (\$311,900),

and two single family dwelling fires (\$440,864). Another significant fire that had a consequence to the community occurred on February 13, 2014 at the Old Lammersville School House located at Clyde Bland Park. That fire caused an estimated \$35,000 in damage and displaced the Tracy Unified and Jefferson School Districts 3rd Grade Program that partners with the West Side Pioneers Association to provide children a glimpse into School life in the 1870's.

Structure fire dollar loss in the Tracy Rural Fire Protection District during fiscal year 2013/2014 totaled \$492,218. That amount was 77.1% of the five year average of \$638,373. There were nine structure fires in the Rural area in the fiscal year. These included a barn fire on Middle Road, a heavy timber bridge fire that crossed the Delta Mendota Canal near Hansen Road, a refrigerated trailer fire that extended into the loading dock at the Safeway Distribution Center, a boat house on Grimes Road, a bedroom fire at a single family residence located at 3807 W. Eleventh Street, the large A-frame structure at the Holly Commerce Center (formerly Holly Sugar), an aggregate separator that was being dismantled at Teichert Aggregates on S. Mac Arthur Drive, and a fully involved house fire at 6599 W. Grantline Road.

Mountain House Community Services District had one working structure fire during fiscal year 2013/2014. That was a fire that started on the side yard of a single family home and extended to the gas meter and garage. That fire caused the only structure fire loss for the fiscal year in Mountain House (\$3,000). That amount was 2% of the average annual structure fire loss in Mountain House over the past five years which was \$149,027.

The Department's goal is to confine residential structure fires to the room of origin or less 90% of the time. For fiscal year 2013/2014 that goal was met 71% of the time in the City, 50% in the Tracy Rural Fire Protection District, and 100% of the time in the Mountain House Community Services District..

The Average Response time for all "code 3" incident types during fiscal year 2013/2014 were:

- City of Tracy: 4:37
- Tracy Rural Fire Protection District 7:07
- Mountain House Community Services District 5:08

The South County Fire Authority also looks at each of the four response time segments, "Call Processing," "Turnout Time," "Travel Time," and the "Total Reflex Time." Pages 8, 9, and 10 of the Response Performance Report displays each of these time components by percentage and percentile and compares them to both the desired benchmarks and to the acceptable baselines.

In fiscal year 2013/2014 the department responded to 40% of all emergency incidents inside of the City of Tracy within the total reflex performance objective of 6.5 minutes. The 90th percentile for all incidents in the City was 9 minutes and 07 seconds (9:07) meaning 90% of all incidents were responded to in 9:07 or less.

In fiscal year 2013/2014 the fire department responded to 60% of all emergency incidents in the Tracy Rural Fire Protection District within the total reflex performance objective of 10 minutes. The 90th percentile for all incidents in the rural area was 14 minutes and 4 seconds (14:04); 90% of all incidents were responded to within 14:04 or less.

Response performance in the Mountain House Community Services District was 28% for all emergency incidents within the total reflex performance objective of 6.5 minutes. The 90th percentile for all incidents was 9 minutes and 41 seconds (9:41).

FISCAL IMPACT

There is no fiscal impact related to receiving this report

RECOMMENDATION

Staff recommends the Board of Directors accept the South County Fire Authority Response Performance Report for fiscal year 2013/2014.

Prepared by: Steve Hanlon, Fire Division Chief
Reviewed by: Alford Nero, Fire Chief
Approved by: Troy Brown, Executive Director

Attachment: South County Fire Authority Annual Response Performance Report for Fiscal Year 2013/2014



South County Fire Authority Annual Response Performance Report

Fiscal Year 2013/2014
(July 1, 2013 through June 30, 2014)

This report reflects incident responses for all jurisdictions of the South County Fire Authority during Fiscal Year 2013/2014. It includes fire department response for the City of Tracy, the Tracy Rural Fire Protection District, and the town of Mountain House.

Tables and charts display the numbers of incidents occurring in each jurisdiction of the South County Fire Authority, responses per company, an analysis of the residential structure fires confined to the room of origin or less, a summary of the major fires that have occurred, and a detailed chart on response performance during Fiscal Year 2013/2014.

Incidents by Type – Fiscal Year 2013/2014

The following table displays the percentage of incident types dispatched in each jurisdiction of the South County Fire Authority during Fiscal Year 2013/2014.

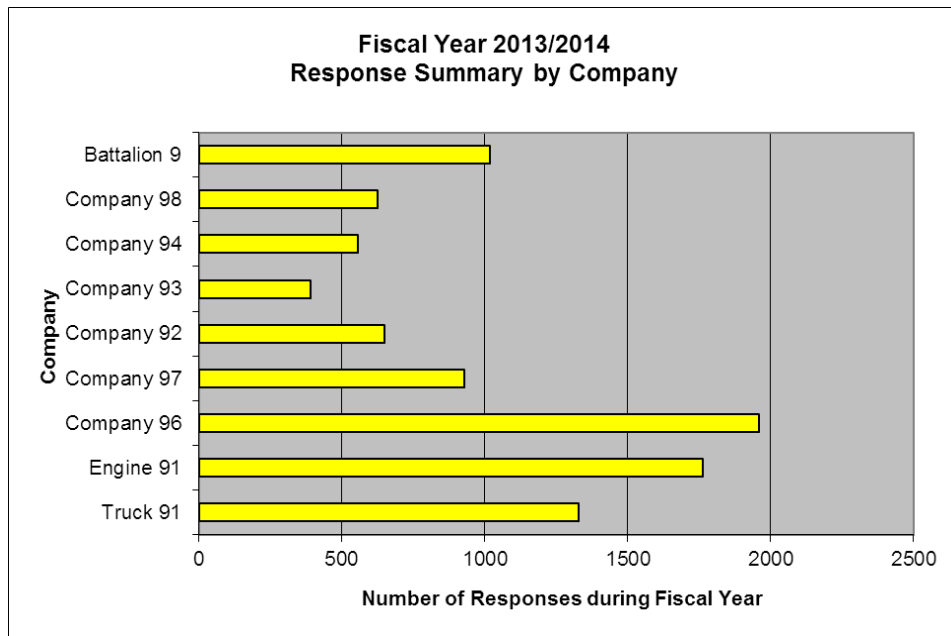
<u>Call Type</u>	<u>City</u>	<u>Rural</u>	<u>Mt. House</u>	<u>Freeway</u>	<u>Other</u>	<u>TOTALS</u>
Fires	5.8%	19.5%	6.5%	25.2%	34.2%	10.2%
EMS/Rescue	75.0%	61.6%	72.1%	69.9%	59.6%	71.7%
Hazardous Condition	3.2%	8.3%	3.4%	3.8%	4.4%	4.1%
Service	4.1%	3.4%	7.0%	1.1%	0.4%	3.8%
Alarm	11.4%	6.9%	10.4%	0.0%	0.7%	9.7%
Other	0.6%	0.3%	0.5%	0.0%	0.7%	0.5%
TOTALS	4433	1086	383	266	275	6443
Percentage of Total	69%	17%	6%	4%	4%	

Responses by Company of the South County Fire Authority

This table shows the number of responses that each fire unit was attached to during Fiscal Year 2013/2014. These responses incorporate multiple units that have responded to a single incident.

Company	City	Rural	Mt. House	Freeway	Other	TOTALS
Truck 91	978	226	36	86	4	1330
Engine 91	1497	191	22	48	5	1763
Company 96	1636	242	11	46	26	1961
Company 97	720	177	1	26	4	928
Company 92	270	265	1	53	60	649
Company 93	76	256	0	32	25	389
Company 94	148	208	42	60	98	556
Company 98	88	129	313	39	57	626
Battalion 9	479	347	31	127	33	1017
TOTALS	5892	2041	457	517	312	9219
Percentage of Total	64%	22%	5%	6%	3%	100%
Reserve Engine 95	704	176	31	47	18	976
Reserve Engine 90	128	78	4	12	10	232
Haz Mat 9	34	4	1	1	2	42
OES 349	77	24	4	9	16	130

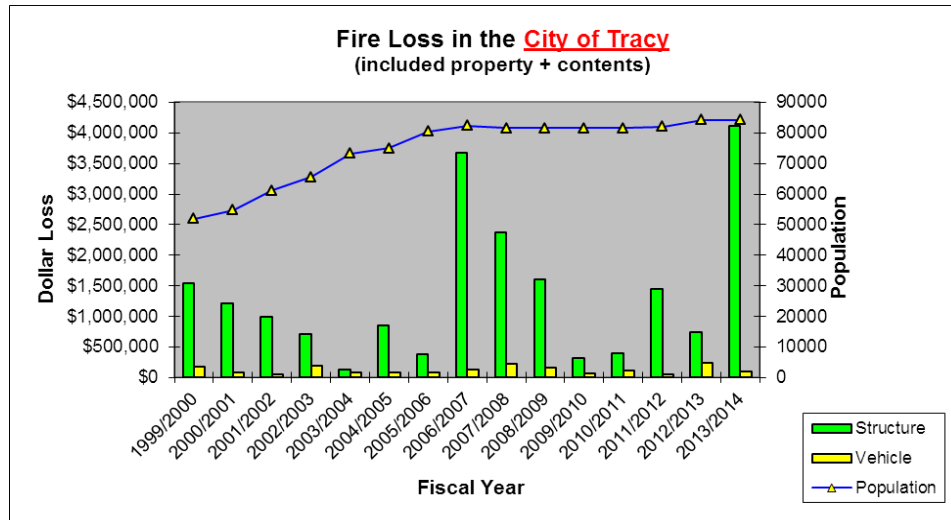
The chart below displays the number of responses per company during Fiscal Year 2013/2014. The data for this bar chart is from the table above.



Structure Fire Loss – City of Tracy

During Fiscal Year 2013/2014 the Fire Department was dispatched to 133 reported structure fires inside of the City of Tracy. Twenty-seven of those 133 dispatches turned out to be working fires that required actions by the Fire Department to extinguish. Total property and content structure fire loss in the City of Tracy during Fiscal Year 2013/2014 was \$4,121,142.

The following chart displays Structure Fire and Vehicle Fire loss in the City of Tracy for each fiscal year since 1999.



The following table lists all of the structure fires that had over \$10,000 in combined property and content loss inside of the City of Tracy during Fiscal Year 2013/2014.

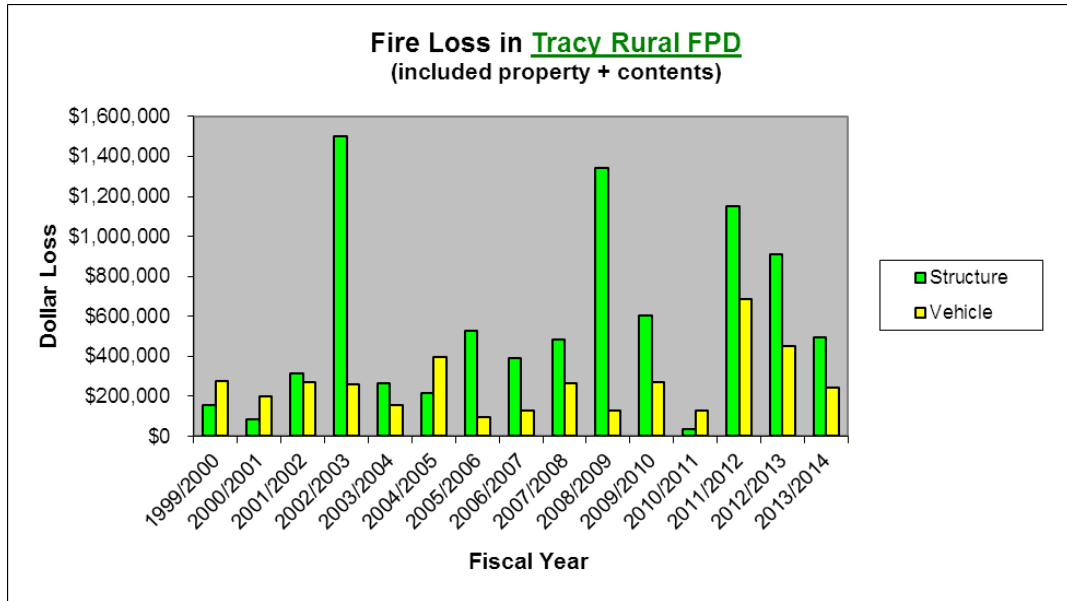
City of Tracy Structure Fire Loss

Date	Address	Dollar Loss
7/3/2013	392 W. Larch Rd.	\$355,000
7/23/2013	2330 Lincoln Blvd.	\$90,000
8/13/2013	2015 N. Mac Arthur Dr.	\$2,050,697
8/15/2013	2015 N. Mac Arthur Dr.	\$40,000
9/4/2013	1550 Parker Ave.	\$65,283
9/20/2013	5 W. Eaton Ave.	\$13,000
9/30/2013	2060 Seville Dr.	\$10,500
10/26/2013	820 Palm Circle	\$30,000
11/24/2013	2929 N. Mac Arthur Drive	\$11,000
11/29/2013	1334 Crossroads Drive	\$215,864
12/19/2013	2095 Foothill Ranch Drive	\$29,056
12/26/2013	762 Katlin Ct.	\$16,000
12/27/2013	2935 Elsinore Drive	\$114,208
2/1/2014	320 Derecho Way	\$30,000
2/13/2014	1753 Blandford Lane	\$35,000
3/26/2014	2321 N. Tracy Blvd.	\$404,744
6/9/2014	694 Nacomis Ct.	\$15,000
6/19/2014	1630 Parker Ave	\$311,900
6/19/2014	1581 Peony Dr.	\$225,000

Structure Fire Loss – Tracy Rural Fire Protection District

During Fiscal Year 2013/2014 the Fire Department was dispatched to 34 reported structure fires in the Tracy Rural Fire Protection District. Nine of those 34 dispatches turned out to be working fires upon arrival of the Fire Department. One of the 34 dispatches was a fire that was extinguished prior to the arrival of the Fire Department. Total property and content structure fire loss in the Tracy Rural Fire Protection District during Fiscal Year 2013/2014 was \$492,218.

The following chart displays Structure Fire and Vehicle Fire loss in the Tracy Rural Fire Protection District for each fiscal year since 1999.



The following table lists all of the structure fires that had over \$10,000 in combined property and content loss inside of the Tracy Rural Fire Protection District during Fiscal Year 2013/2014.

Tracy Rural Fire Protection District Structure Fire Loss

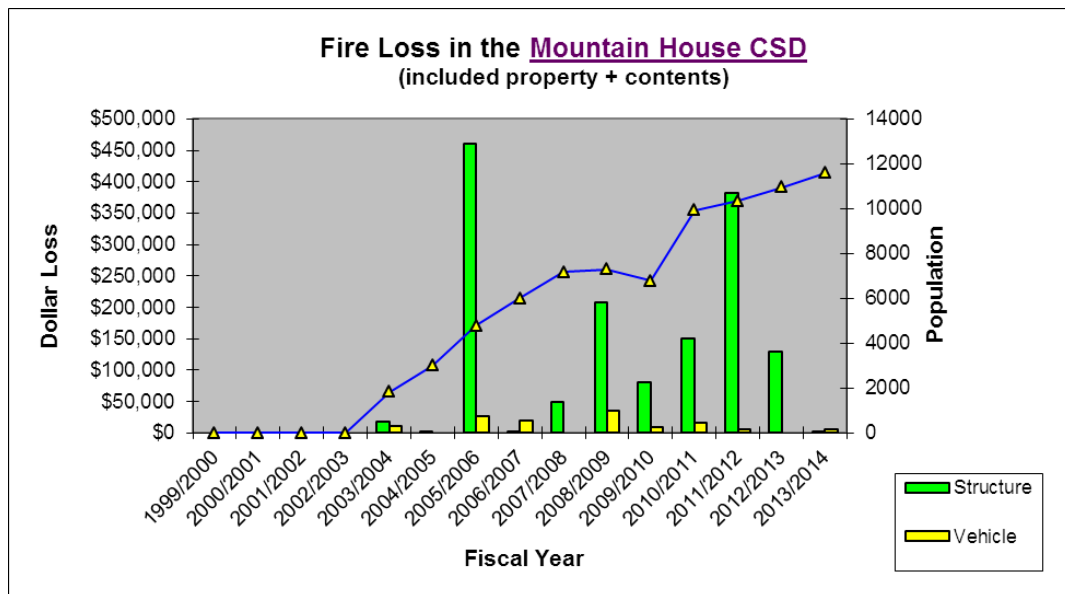
Date	Address	Dollar Loss
8/20/2013	14100 W. Middle Rd.	\$100,000
9/1/2013	16900 W. Schulte Rd.	\$75,000
9/1/2013	Hansen Rd. at Schulte Rd.	\$50,000
12/11/2013	3807 W. Eleventh Street	\$71,078
1/30/2014	20500 S. Holly Drive	\$15,500
5/29/2014	6599 W. Grantline Rd.	\$167,640

Structure Fire Loss – Mountain House Community Services District

The South County Fire Authority began serving the Mountain House Community Services District with two personnel per shift from Fire Station 94 on July 15, 2003. On December 8, 2005 the Mountain House Fire Station 98 opened and staffing was increased to three per shift.

The Department was dispatched to 7 structure fires inside of the Mountain House Community Services District during Fiscal Year 2013/2014. Only one of those seven turned out to be a working residential structure fire upon arrival of the fire department. One of the 7 dispatches was a fire that was extinguished prior to the arrival of the Fire Department. The one working fire was located at 485 Boneventure Avenue. That fire started on the side yard and extended to the gas meter and garage. Total property and content structure fire loss in the Mountain House Community Services District during Fiscal Year 2013/2014 was \$3,000.

The following chart displays Structure Fire and Vehicle Fire loss in the Mountain House Community Services District for each fiscal year since 2003.



The following table lists all of the structure fires that had over \$10,000 in combined property and content loss during Fiscal Year 2013/2014.

MHCSD Structure Fire Loss

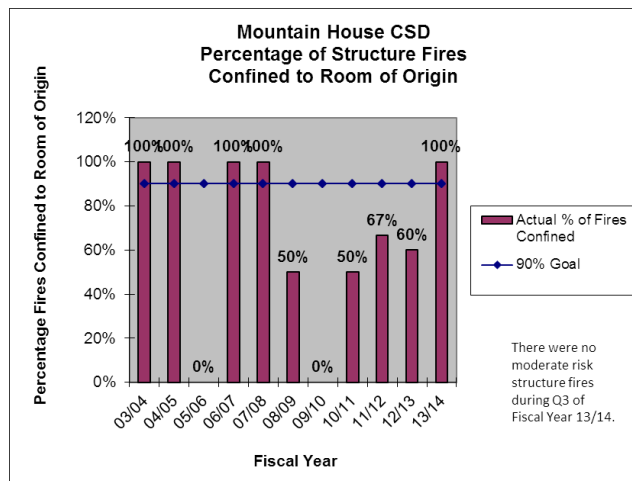
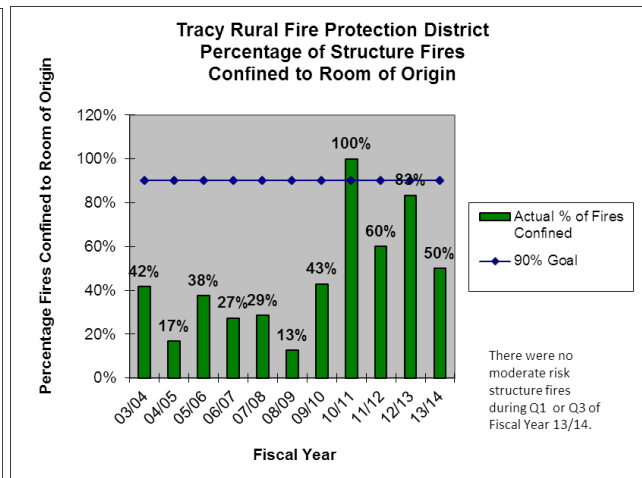
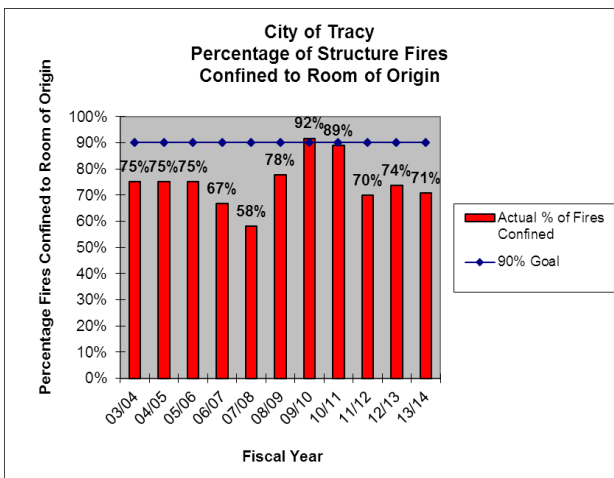
Date	Address	Dollar Loss
	No fires over \$10K in loss in FY 13/14	

“Moderate Risk” Structure Fires Confined to Room of Origin

The majority of structure fires in the South County Fire Authority occur in residential structures. When an effective response force can be assembled to safely mitigate these types of fires, the outcome is usually positive. The following are the South County Fire Authority Moderate risk structure fire objectives:

- To confine “moderate risk” structure fires to the room of origin or less 90% of the time in the City.
- To confine “moderate risk” structure fires to the room of origin or less 90% of the time in the District.

The following charts display the percentage of moderate risk structure fires confined to the room of origin or less since Fiscal Year 2003/2004.



Average Response Times

The following are the average response times for each jurisdiction of the South County Fire Authority for Fiscal Year 2013/2014. This time begins at dispatch and stops when the first arriving unit is at the scene. It only includes “code 3” emergency incidents.

- City of Tracy

FY 13/14 - **4:37**

- Tracy Rural Fire Protection District

FY 13/14 - **7:07**

- Mountain House Community Services District

FY 13/14 - **5:08**

A Detailed Look at all of the Components of Response Time

The tables on the following pages display each of the components of response time for the fiscal year 2013/2014 and for fiscal year 2012/2013. The components of response time are “call processing,” “turnout time,” “travel time,” and the sum of the three, “total reflex time.”

There are two sets of tables for the City and two sets for the Tracy Rural Fire Protection District. The two tables above the center line display how the fire department has performed during fiscal year 2013/2014 compared to the “benchmark” and the “baseline.” The two tables below the center line display the “benchmark” and the “baseline” for fiscal year 2012/2013.

Benchmarks are the desired level of service.

Baselines are the lower end of the acceptable best practices range (established by the Commission on Fire Accreditation International).

90th percentile time means that for a set of values at least ninety percent (90%) of them are less than or equal to the time displayed.

City of Tracy Response Performance - FY 2013/2014 and FY 2012/2013

SCFA Existing Response Performance Objectives (BENCHMARKS)

City of Tracy - Fiscal Year 2013/2014

EMS Incidents		90th Percentile	Structure Fire Incidents		90th Percentile	All Incident Types		90th Percentile
Call Processing	10% @ 1:00	3:15	Call Processing	8% @ 1:00	2:42	Call Processing	11% @ 1:00	3:16
Turnout Time	41% @ 1:00	1:50	Turnout Time	31% @ 1:00	2:24	Turnout Time	64% @ 1:00	1:55
Travel Time	74% @ 4:00	5:15	Travel Time	77% @ 4:00	5:13	Travel Time	72% @ 4:00	5:28
Total Reflex Time	42% @ 6:00	8:56	Total Reflex Time	41% @ 6:00	8:32	Total Reflex Time	40% @ 6:00	9:07

SCFA Existing Response Performance Objectives (Urban BASELINES from CFAI)

City of Tracy - Fiscal Year 2013/2014

EMS Incidents		90th Percentile	Structure Fire Incidents		90th Percentile	All Incident Types		90th Percentile
Call Processing	25% @ 1:30	3:15	Call Processing	44% @ 1:30	2:42	Call Processing	29% @ 1:30	3:16
Turnout Time	77% @ 1:30	1:50	Turnout Time	69% @ 1:30	2:24	Turnout Time	92% @ 1:30	1:55
Travel Time	89% @ 5:12	5:15	Travel Time	90% @ 5:12	5:13	Travel Time	88% @ 5:12	5:28
Total Reflex Time	83% @ 8:12	8:56	Total Reflex Time	87% @ 8:12	8:32	Total Reflex Time	83% @ 8:12	9:07

SCFA Existing Response Performance Objectives (BENCHMARKS)

City of Tracy - Fiscal Year 2012/2013

EMS Incidents		90th Percentile	Structure Fire Incidents		90th Percentile	All Incident Types		90th Percentile
Call Processing	13% @ 1:00	3:22	Call Processing	29% @ 1:00	3:12	Call Processing	17% @ 1:00	2:59
Turnout Time	42% @ 1:00	1:49	Turnout Time	32% @ 1:00	2:09	Turnout Time	67% @ 1:00	1:55
Travel Time	77% @ 4:00	4:58	Travel Time	77% @ 4:00	5:03	Travel Time	74% @ 4:00	5:14
Total Reflex Time	53% @ 6:00	8:26	Total Reflex Time	42% @ 6:00	8:07	Total Reflex Time	50% @ 6:00	8:38

SCFA Existing Response Performance Objectives (Urban BASELINES from CFAI)

City of Tracy - Fiscal Year 2012/2013

EMS Incidents		90th Percentile	Structure Fire Incidents		90th Percentile	All Incident Types		90th Percentile
Call Processing	37% @ 1:30	3:22	Call Processing	58% @ 1:30	3:12	Call Processing	40% @ 1:30	2:59
Turnout Time	80% @ 1:30	1:49	Turnout Time	71% @ 1:30	2:09	Turnout Time	92% @ 1:30	1:55
Travel Time	91% @ 5:12	4:58	Travel Time	94% @ 5:12	5:03	Travel Time	90% @ 5:12	5:14
Total Reflex Time	89% @ 8:12	8:26	Total Reflex Time	94% @ 8:12	8:07	Total Reflex Time	87% @ 8:12	8:38

Tracy Rural Fire Protection District Response Performance - FY 2013/2014 and FY 2012/2013

SCFA Existing Response Performance Objectives (BENCHMARKS)									
Tracy Rural Fire Protection District - Fiscal Year 2013/2014									
EMS Incidents		90th Percentile	Structure Fire Incidents		90th Percentile	All Incident Types		90th Percentile	
Call Processing	10% @ 1:00	3:41	Call Processing	13% @ 1:00	2:12	Call Processing	12% @ 1:00	3:48	
Turnout Time	32% @ 1:00	1:55	Turnout Time	38% @ 1:00	2:41	Turnout Time	56% @ 1:00	2:02	
Travel Time	79% @ 7:30	9:03	Travel Time	88% @ 7:50	6:29	Travel Time	78% @ 7:30	9:32	
Total Reflex Time	61% @ 9:30	13:27	Total Reflex Time	88% @ 9:30	8:56	Total Reflex Time	60% @ 9:30	14:04	

SCFA Existing Response Performance Objectives (Rural BASELINES from CFAI)									
Tracy Rural Fire Protection District - Fiscal Year 2013/2014									
EMS Incidents		90th Percentile	Structure Fire Incidents		90th Percentile	All Incident Types		90th Percentile	
Call Processing	27% @ 1:30	3:41	Call Processing	50% @ 1:30	2:12	Call Processing	31% @ 1:30	3:48	
Turnout Time	74% @ 1:30	1:55	Turnout Time	50% @ 1:30	2:41	Turnout Time	89% @ 1:30	2:02	
Travel Time	97% @ 13:00	9:03	Travel Time	88% @ 13:00	6:29	Travel Time	95% @ 13:00	9:32	
Total Reflex Time	95% @ 16:00	13:27	Total Reflex Time	100% @ 16:00	8:56	Total Reflex Time	94% @ 16:00	14:04	

SCFA Existing Response Performance Objectives (BENCHMARKS)									
Tracy Rural Fire Protection District - Fiscal Year 2012/2013									
EMS Incidents		90th Percentile	Structure Fire Incidents		90th Percentile	All Incident Types		90th Percentile	
Call Processing	13% @ 1:00	3:22	Call Processing	18% @ 1:00	3:02	Call Processing	13% @ 1:00	3:27	
Turnout Time	33% @ 1:00	1:53	Turnout Time	45% @ 1:00	2:00	Turnout Time	57% @ 1:00	1:57	
Travel Time	83% @ 7:30	8:34	Travel Time	82% @ 7:30	8:09	Travel Time	80% @ 7:30	8:55	
Total Reflex Time	69% @ 9:30	12:39	Total Reflex Time	55% @ 9:30	11:24	Total Reflex Time	66% @ 9:30	13:02	

SCFA Existing Response Performance Objectives (Rural BASELINES from CFAI)									
Tracy Rural Fire Protection District - Fiscal Year 2012/2013									
EMS Incidents		90th Percentile	Structure Fire Incidents		90th Percentile	All Incident Types		90th Percentile	
Call Processing	37% @ 1:30	3:22	Call Processing	55% @ 1:30	3:02	Call Processing	38% @ 1:30	3:27	
Turnout Time	74% @ 1:30	1:53	Turnout Time	91% @ 1:30	2:00	Turnout Time	92% @ 1:30	1:57	
Travel Time	98% @ 13:00	8:34	Travel Time	82% @ 13:00	8:09	Travel Time	97% @ 13:00	8:55	
Total Reflex Time	98% @ 16:00	12:39	Total Reflex Time	100% @ 16:00	11:24	Total Reflex Time	97% @ 16:00	13:02	

Mountain House Community Services District Response Performance - FY 2013/2014 and FY 2012/2013

SCFA Existing Response Performance Objectives (BENCHMARKS)

Mt. House CSD - Fiscal Year 2013/2014

EMS Incidents		90th Percentile	Structure Fire Incidents		90th Percentile	All Incident Types		90th Percentile
Call Processing	8% @ 1:00	3:27	Call Processing	0% @ 1:00	1:26	Call Processing	9% @ 1:00	3:24
Turnout Time	29% @ 1:00	1:55	Turnout Time	0% @ 1:00	2:55	Turnout Time	59% @ 1:00	1:56
Travel Time	60% @ 4:00	5:25	Travel Time	0% @ 4:00	6:45	Travel Time	55% @ 4:00	5:55
Total Reflex Time	30% @ 6:00	9:15	Total Reflex Time	0% @ 6:00	11:06	Total Reflex Time	28% @ 6:00	9:41

SCFA Existing Response Performance Objectives (Urban BASELINES from CFAI)

Mt. House CSD - Fiscal Year 2013/2014

EMS Incidents		90th Percentile	Structure Fire Incidents		90th Percentile	All Incident Types		90th Percentile
Call Processing	26% @ 1:30	3:27	Call Processing	100% @ 1:30	1:26	Call Processing	30% @ 1:30	3:24
Turnout Time	73% @ 1:30	1:55	Turnout Time	0% @ 1:30	2:55	Turnout Time	93% @ 1:30	1:56
Travel Time	88% @ 5:12	5:25	Travel Time	0% @ 5:12	6:45	Travel Time	84% @ 5:12	5:55
Total Reflex Time	75% @ 8:12	9:15	Total Reflex Time	0% @ 8:12	11:06	Total Reflex Time	74% @ 8:12	9:41

*there was one structure fire in the Mountain House Community Services District during FY 13/14

SCFA Existing Response Performance Objectives (BENCHMARKS)

Mt. House CSD - Fiscal Year 2012/2013

EMS Incidents		90th Percentile	Structure Fire Incidents		90th Percentile	All Incident Types		90th Percentile
Call Processing	12% @ 1:00	3:22	Call Processing	20% @ 1:00	2:14	Call Processing	12% @ 1:00	3:25
Turnout Time	40% @ 1:00	1:41	Turnout Time	40% @ 1:00	2:08	Turnout Time	67% @ 1:00	1:48
Travel Time	61% @ 4:00	6:01	Travel Time	100% @ 4:00	2:18	Travel Time	60% @ 4:00	6:04
Total Reflex Time	40% @ 6:00	9:55	Total Reflex Time	20% @ 6:00	8:09	Total Reflex Time	39% @ 6:00	9:43

SCFA Existing Response Performance Objectives (Urban BASELINES from CFAI)

Mt. House CSD - Fiscal Year 2012/2013

EMS Incidents		90th Percentile	Structure Fire Incidents		90th Percentile	All Incident Types		90th Percentile
Call Processing	34% @ 1:30	3:22	Call Processing	40% @ 1:30	2:14	Call Processing	39% @ 1:30	3:25
Turnout Time	81% @ 1:30	1:41	Turnout Time	60% @ 1:30	2:08	Turnout Time	94% @ 1:30	1:48
Travel Time	85% @ 5:12	6:01	Travel Time	100% @ 5:12	2:18	Travel Time	84% @ 5:12	6:04
Total Reflex Time	77% @ 8:12	9:55	Total Reflex Time	80% @ 8:12	8:09	Total Reflex Time	76% @ 8:12	9:43

SCFA AGENDA ITEM 6

REQUEST

ACCEPT A REPORT ON THE SOUTH COUNTY FIRE AUTHORITY EMERGENCY RESPONSE PERFORMANCE FOR THE FIRST QUARTER OF FISCAL YEAR 2014-2015

EXECUTIVE SUMMARY

The following report is a summary of emergency response performance for the first quarter of fiscal year 2014/2015. The total number fire department incidents in the South County Fire Authority for the first quarter of fiscal year 2014/2015 increased by 2.4% or 38 calls compared to the same quarter in fiscal year 2012/2013. Response performance remains on par and consistent.

DISCUSSION

This report presents historical fire department response information for the first quarter of fiscal year 2014/2015.

There were a total of 1,606 incidents in the South County Fire Authority during the first quarter of fiscal year 2014/2015. Of the 1,606, there were 1,108 in the City of Tracy, 262 in the Tracy Rural area, 100 in Mountain House, 82 on area freeways, and 54 to areas outside of the South County Fire Authority.

Emergency medical service calls accounted for 71% of all of the calls that the South County Fire Authority was dispatched to during the first quarter of fiscal year 2014/2015. Fires accounted 11.5%, Fire Alarms 8.5%, Hazardous Conditions 4% and Service calls 4.2%.

In the first quarter of fiscal year 2014/2015 the fire department was dispatched to 37 structure fires in all areas of the South County Fire Authority. Seventeen of those 37 structure fires that the department was dispatched to turned out to be working fires upon arrival of firefighters.

- Twenty-six of the 37 dispatches were in the City of Tracy and 15 of those were working fires.
- Six of the 37 dispatches were in the Tracy Rural Fire Protection District and 1 of those was a working fire.
- Five of the 37 occurred in Mountain House and 1 of those was a working fire.

The total structure fire loss in the City of Tracy during the first quarter of fiscal year 2014/2015 was \$94,100 (property and content).

The total structure fire loss in the Tracy Rural Fire Protection District during the first quarter of fiscal year 2014/2015 was \$70,000 (property and content).

The total structure fire loss in the Mountain House Community Services District during the first quarter of fiscal year 2014/2015 was \$775 (property and content).

One of the Department's goals is to confine residential structure fires to the room of origin or less 90% of the time. For the first quarter of fiscal year 2014/2015 that goal was met 100% of the time in the City (9 of the 15 structure fires occurred in residential occupancies and all 9 were confined to the room), 100% of the time in the Mountain House Services District (the only structure fire in that area occurred in a residence), and there were no residential fires in the Tracy Rural Fire Protection District during the quarter (the one fire occurred in an outbuilding/shop).

The Average Response time for all "code 3" incident types during the first quarter of fiscal year 2014/2015 were:

- City of Tracy: 4:43
- Tracy Rural Fire Protection District 7:10
- Mountain House Community Services District 5:11

The South County Fire Authority also looks at each of the four response time segments, "Call Processing," "Turnout Time," "Travel Time," and the "Total Reflex Time." Pages 8, 9, and 10 of the Response Performance Report displays each of these time components by percentage and percentile and compares them to both the desired benchmarks and to the acceptable baselines.

In the first quarter of fiscal year 2014/2015 the department responded to 37% of all emergency incidents inside of the City of Tracy within the total reflex performance objective of 6.5 minutes. The 90th percentile for all incidents in the City was 9 minutes and 15 seconds (9:15) meaning 90% of all incidents were responded to in 9:15 or less.

In the first quarter of fiscal year 2014/2015 the fire department responded to 58% of all emergency incidents in the Tracy Rural Fire Protection District within the total reflex performance objective of 10 minutes. The 90th percentile for all incidents in the rural area was 13 minutes and 12 seconds (13:12); 90% of all incidents were responded to within 13:12 or less.

Response performance in the Mountain House Community Services District was 26% for all emergency incidents within the total reflex performance objective of 6.5 minutes. The 90th percentile for all incidents was 10 minutes and 26 seconds (10:26).

FISCAL IMPACT

There is no fiscal impact related to receiving this report

RECOMMENDATION

Staff recommends the Board of Directors accept the South County Fire Authority Response Performance Report for the first quarter of fiscal year 2014/2015.

SCFA Agenda Item 6
October 21, 2014
Page 3

Prepared by: Steve Hanlon, Fire Division Chief
Reviewed by: Alford Nero, Fire Chief
Approved by: Troy Brown, Executive Director

Attachment: South County Fire Authority Response Performance Report - First Quarter of
Fiscal Year 2014/2015



South County Fire Authority Response Performance Report



First Quarter of Fiscal Year 2014/2015 (July 1, 2014 through September 30, 2014)

This report reflects incident responses for all jurisdictions of the South County Fire Authority for the 1st Quarter of Fiscal Year 2014/2015. It includes fire department response for the City of Tracy, the Tracy Rural Fire Protection District, and the town of Mountain House.

Tables and charts display the numbers of incidents occurring in each jurisdiction of the South County Fire Authority, responses per company, an analysis of the residential structure fires confined to the room of origin or less, a summary of the major fires that have occurred, and a detailed chart on response performance for the first quarter of Fiscal Year 2014/2015.

Incidents by Type – First Quarter 2014/2015

The following table displays the percentage of incident types dispatched in each jurisdiction of the South County Fire Authority during the first quarter of Fiscal Year 2014/2015.

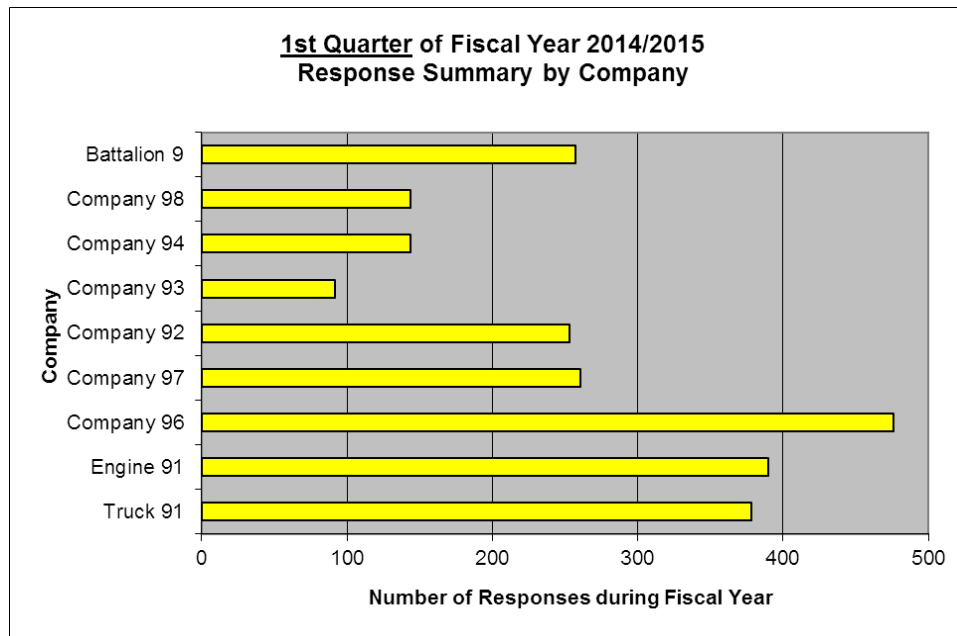
Call Type	City	Rural	Mt. House	Freeway	Other	TOTALS
Fires	5.8%	22.5%	13.0%	34.1%	37.0%	11.5%
EMS/Rescue	75.9%	61.5%	61.0%	57.3%	55.6%	71.0%
Hazardous Condition	2.5%	7.3%	10.0%	7.3%	3.7%	4.0%
Service	4.7%	2.3%	8.0%	0.0%	3.7%	4.2%
Alarm	10.2%	6.1%	8.0%	0.0%	0.0%	8.5%
Other	0.9%	0.4%	0.0%	1.2%	0.0%	0.8%
TOTALS	1108	262	100	82	54	1606
Percentage of Total	69%	16%	6%	5%	4%	

Responses by Company of the South County Fire Authority

This table shows the number of responses that each fire unit was attached to during the first quarter of Fiscal Year 2014/2015. These responses incorporate multiple units that have responded to a single incident.

Company	City	Rural	Mt. House	Freeway	Other	TOTALS
Truck 91	271	62	10	34	1	378
Engine 91	320	47	10	12	1	390
Company 96	370	69	8	26	3	476
Company 97	197	54	0	9	1	261
Company 92	160	52	1	32	8	253
Company 93	15	59	0	15	3	92
Company 94	43	38	15	21	27	144
Company 98	15	28	87	8	6	144
Battalion 9	96	90	14	52	5	257
TOTALS	1487	499	145	209	55	2395
Percentage of Total	62%	21%	6%	9%	2%	100%
Reserve Engine 95	107	39	6	18	7	177
Reserve Engine 90	3	0	0	0	0	3
Haz-Mat 9	0	0	0	0	0	0
OES 349	16	1	0	2	5	24

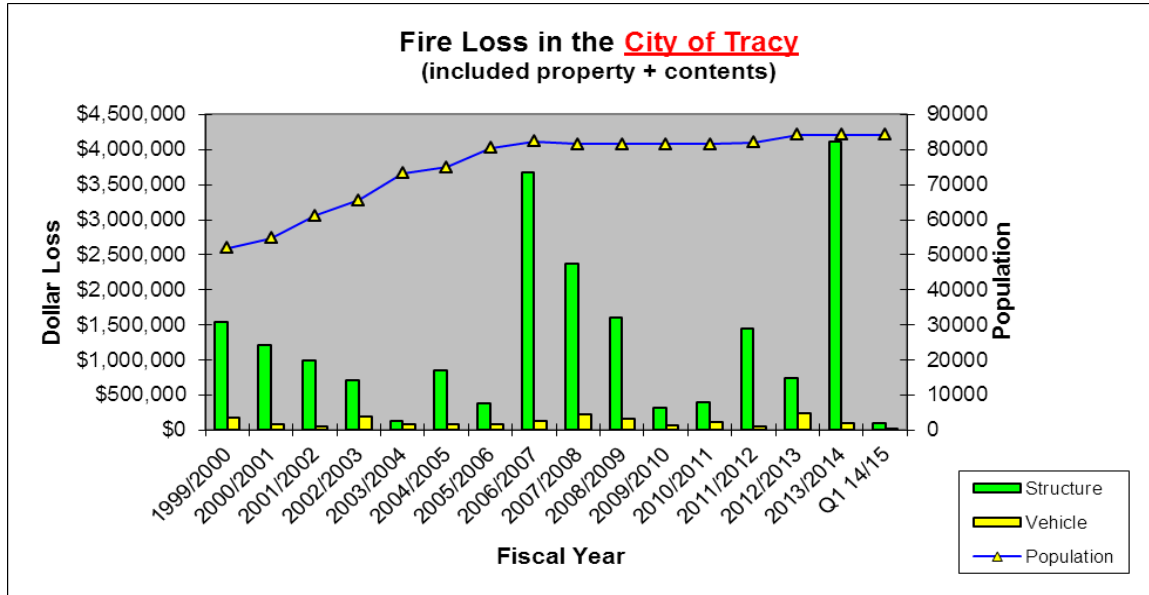
The chart below displays the number of responses per company during the first quarter of Fiscal Year 2014/2015. The data for this bar chart is from the table above.



Structure Fire Loss – City of Tracy

During first quarter of Fiscal Year 2014/2015 the Fire Department was dispatched to 26 reported structure fires inside of the City of Tracy. Fifteen of those 26 dispatches turned out to be working fires that required actions by the Fire Department to extinguish. Total property and content structure fire loss in the City of Tracy during the first quarter of Fiscal Year 2014/2015 was \$94,100.

The following chart displays Structure Fire and Vehicle Fire loss in the City of Tracy for each fiscal year since 1999.



The following table lists all of the structure fires that had over \$10,000 in combined property and content loss inside of the City of Tracy during the first quarter of Fiscal Year 2014/2015.

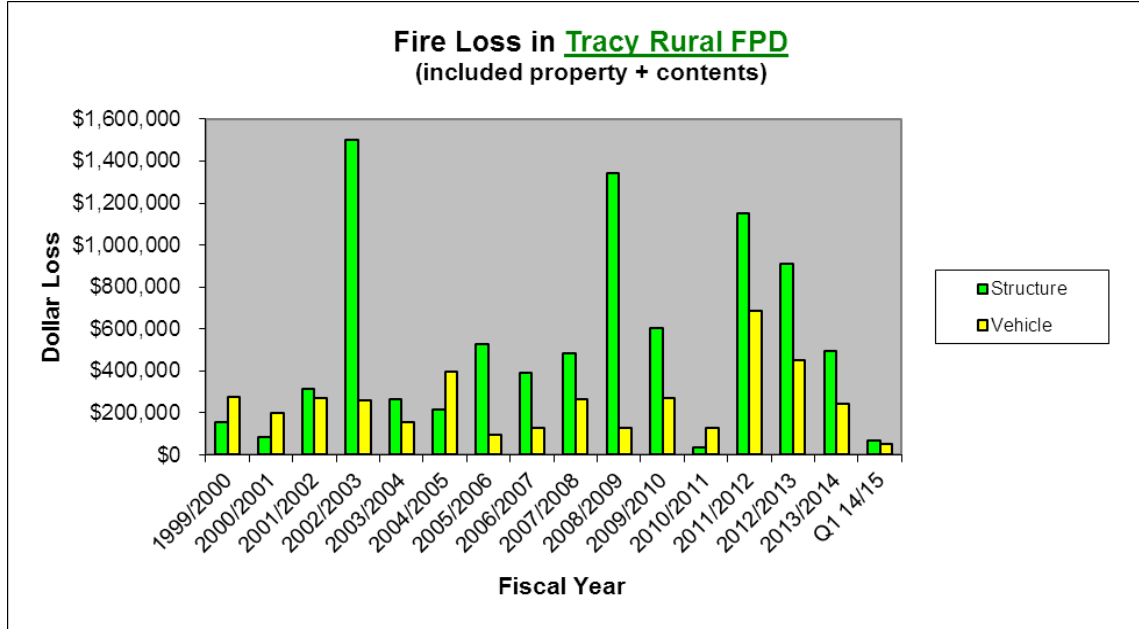
City of Tracy Structure Fire Loss

Date	Address	Dollar Loss
7/7/2014	82 W. First St.	\$21,000
7/22/2014	1910 Notre Dame Ct.	\$15,000
8/26/2014	2972 Holly Dr.	\$10,000
9/5/2014	4315 Tropaz Ln.	\$23,100
9/8/2014	760 Potsgrove Pl.	\$20,000

Structure Fire Loss – Tracy Rural Fire Protection District

During the first quarter of Fiscal Year 2014/2015 the Fire Department was dispatched to 6 reported structure fires in the Tracy Rural Fire Protection District. One of those 6 reported structure fires turned out to be a working fire upon arrival of the Fire Department. Total property and content structure fire loss in the Tracy Rural Fire Protection District during Fiscal Year 2014/2015 was \$70,000.

The following chart displays Structure Fire and Vehicle Fire loss in the Tracy Rural Fire Protection District for each fiscal year since 1999.



The following table lists all of the structure fires that had over \$10,000 in combined property and content loss inside of the Tracy Rural Fire Protection District during Fiscal Year 2014/2015.

Tracy Rural Fire Protection District Structure Fire Loss

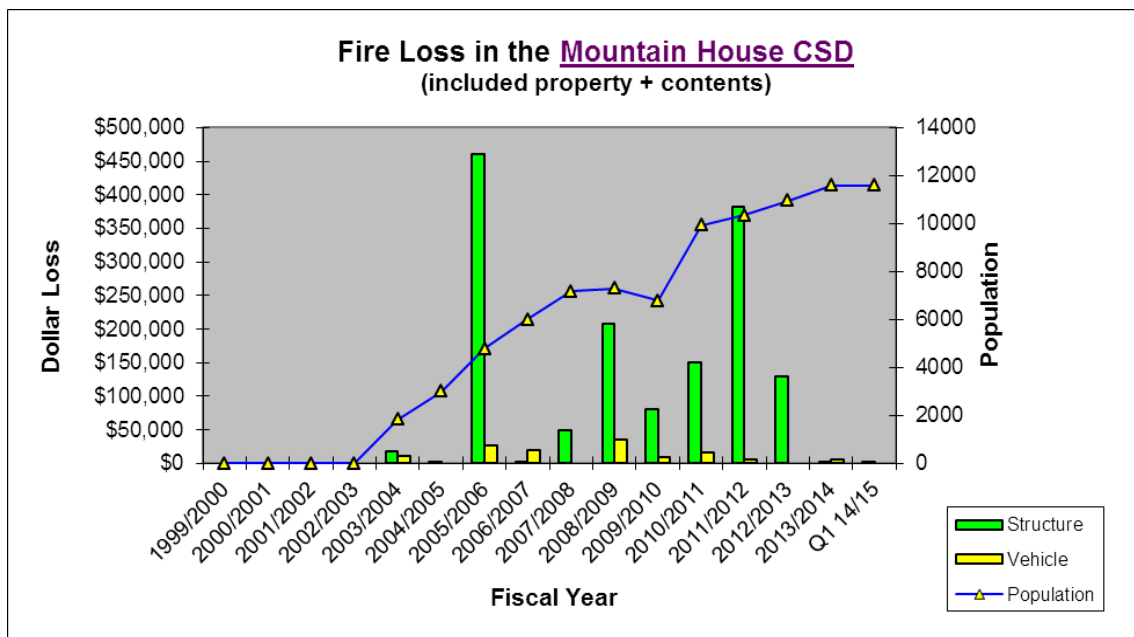
Date	Address	Dollar Loss
7/17/2014	34111 S. Koster Rd.	\$120,000

Structure Fire Loss – Mountain House Community Services District

The South County Fire Authority began serving the Mountain House Community Services District with two personnel per shift from Fire Station 94 on July 15, 2003. On December 8, 2005 the Mountain House Fire Station 98 opened and staffing was increased to three per shift.

The Department was dispatched to 5 structure fires inside of the Mountain House Community Services District during the first quarter of Fiscal Year 2014/2015. One of those 5 turned out to be a very small fire in a residential garage. The other was an outdoor and fence fire between two residential homes that was quickly extinguished by the Fire Department. Total property and content structure fire loss in the Mountain House Community Services District during Fiscal Year 2014/2015 was \$775.

The following chart displays Structure Fire and Vehicle Fire loss in the Mountain House Community Services District for each fiscal year since 2003.



The following table lists all of the structure fires that had over \$10,000 in combined property and content loss during the first quarter of Fiscal Year 2014/2015.

MHCSD Structure Fire Loss

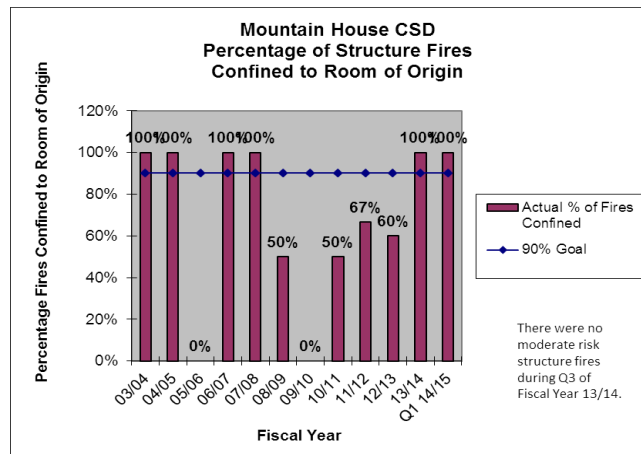
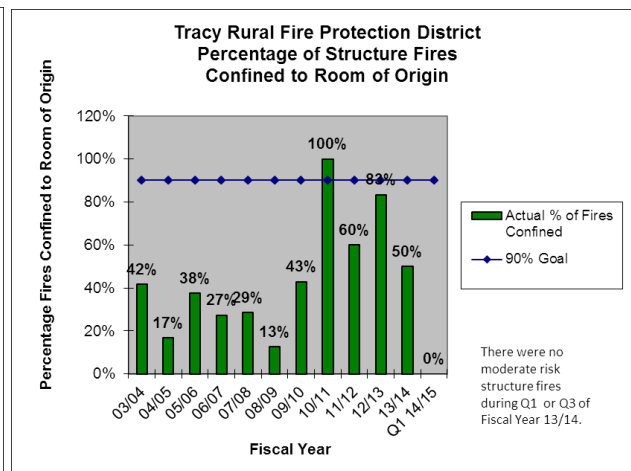
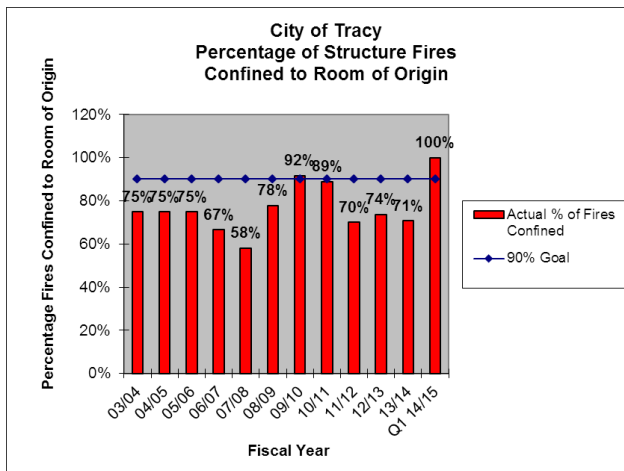
Date	Address	Dollar Loss
	No fires over \$10K in loss in Q1 FY 14/15	

“Moderate Risk” Structure Fires Confined to Room of Origin

The majority of structure fires in the South County Fire Authority occur in residential structures. When an effective response force can be assembled to safely mitigate these types of fires, the outcome is usually positive. The following are the South County Fire Authority Moderate risk structure fire objectives:

- To confine “moderate risk” structure fires to the room of origin or less 90% of the time in the City.
- To confine “moderate risk” structure fires to the room of origin or less 90% of the time in the District.

The following charts display the percentage of moderate risk structure fires confined to the room of origin or less since Fiscal Year 2003/2004.



Average Response Times

The following are the average response times for each jurisdiction of the South County Fire Authority for the first quarter of Fiscal Year 2014/2015. This time begins at dispatch and stops when the first arriving unit is at the scene. It only includes “code 3” emergency incidents.

- City of Tracy

Q1 FY 14/15 - **4:43**

- Tracy Rural Fire Protection District

Q1 FY 14/15 - **7:10**

- Mountain House Community Services District

Q1 FY 14/15 - **5:11**

A Detailed Look at all of the Components of Response Time

The tables on the following pages display each of the components of response time for the first quarter of Fiscal Year 2014/2015 and for fiscal year 2013/2014. The components of response time are “call processing,” “turnout time,” “travel time,” and the sum of the three, “total reflex time.”

There are two sets of tables for the City and two sets for the Tracy Rural Fire Protection District. The two tables above the center line display how the fire department has performed during the past quarter compared to the “benchmark” and the “baseline.” The two tables below the center line display the “benchmark” and the “baseline” for Fiscal Year 2013/2014.

Benchmarks are the desired level of service.

Baselines are the lower end of the acceptable best practices range (established by the Commission on Fire Accreditation International).

90th percentile time means that for a set of values at least ninety percent (90%) of them are less than or equal to the time displayed.

City of Tracy Response Performance - Q1 FY 2014/2015 and FY 2013/2014

SCFA Existing Response Performance Objectives (BENCHMARKS)

City of Tracy - First Quarter Fiscal Year 2014/2015

EMS Incidents		90th Percentile	Structure Fire Incidents		90th Percentile	All Incident Types		90th Percentile
Call Processing	11% @ 1:00	3:14	Call Processing	9% @ 1:00	2:14	Call Processing	12% @ 1:00	3:15
Turnout Time	36% @ 1:00	1:50	Turnout Time	45% @ 1:00	2:18	Turnout Time	64% @ 1:00	1:55
Travel Time	75% @ 4:00	5:16	Travel Time	73% @ 4:00	5:43	Travel Time	73% @ 4:00	5:23
Total Reflex Time	38% @ 6:00	9:14	Total Reflex Time	33% @ 6:00	8:29	Total Reflex Time	37% @ 6:00	9:15

SCFA Existing Response Performance Objectives (Urban BASELINES from CFAI)

City of Tracy - First Quarter Fiscal Year 2014/2015

EMS Incidents		90th Percentile	Structure Fire Incidents		90th Percentile	All Incident Types		90th Percentile
Call Processing	25% @ 1:30	3:14	Call Processing	42% @ 1:30	2:14	Call Processing	28% @ 1:30	3:15
Turnout Time	76% @ 1:30	1:50	Turnout Time	82% @ 1:30	2:18	Turnout Time	92% @ 1:30	1:55
Travel Time	89% @ 5:12	5:16	Travel Time	73% @ 5:12	5:43	Travel Time	88% @ 5:12	5:23
Total Reflex Time	83% @ 8:12	9:14	Total Reflex Time	83% @ 8:12	8:29	Total Reflex Time	82% @ 8:12	9:15

SCFA Existing Response Performance Objectives (BENCHMARKS)

City of Tracy - Fiscal Year 2013/2014

EMS Incidents		90th Percentile	Structure Fire Incidents		90th Percentile	All Incident Types		90th Percentile
Call Processing	10% @ 1:00	3:15	Call Processing	8% @ 1:00	2:42	Call Processing	11% @ 1:00	3:16
Turnout Time	41% @ 1:00	1:50	Turnout Time	31% @ 1:00	2:24	Turnout Time	64% @ 1:00	1:55
Travel Time	74% @ 4:00	5:15	Travel Time	77% @ 4:00	5:13	Travel Time	72% @ 4:00	5:28
Total Reflex Time	42% @ 6:00	8:56	Total Reflex Time	41% @ 6:00	8:32	Total Reflex Time	40% @ 6:00	9:07

SCFA Existing Response Performance Objectives (Urban BASELINES from CFAI)

City of Tracy - Fiscal Year 2013/2014

EMS Incidents		90th Percentile	Structure Fire Incidents		90th Percentile	All Incident Types		90th Percentile
Call Processing	25% @ 1:30	3:15	Call Processing	44% @ 1:30	2:42	Call Processing	29% @ 1:30	3:16
Turnout Time	77% @ 1:30	1:50	Turnout Time	69% @ 1:30	2:24	Turnout Time	92% @ 1:30	1:55
Travel Time	89% @ 5:12	5:15	Travel Time	90% @ 5:12	5:13	Travel Time	88% @ 5:12	5:28
Total Reflex Time	83% @ 8:12	8:56	Total Reflex Time	87% @ 8:12	8:32	Total Reflex Time	83% @ 8:12	9:07

Tracy Rural Fire Protection District Response Performance - Q1 FY 2014/2015 and FY 2013/2014

SCFA Existing Response Performance Objectives (BENCHMARKS)								
Tracy Rural Fire Protection District - <u>First Quarter</u> Fiscal Year 2014/2015								
EMS Incidents		90th Percentile	Structure Fire Incidents		90th Percentile	All Incident Types		90th Percentile
Call Processing	6% @ 1:00	3:19	Call Processing	0% @ 1:00	1:03	Call Processing	7% @ 1:00	3:21
Turnout Time	32% @ 1:00	1:50	Turnout Time	0% @ 1:00	1:23	Turnout Time	54% @ 1:00	2:10
Travel Time	78% @ 7:30	8:27	Travel Time	0% @ 7:50	13:03	Travel Time	77% @ 7:30	9:11
Total Reflex Time	59% @ 9:30	12:30	Total Reflex Time	0% @ 9:30	15:29	Total Reflex Time	58% @ 9:30	13:12

SCFA Existing Response Performance Objectives (Rural BASELINES from CFAI)								
Tracy Rural Fire Protection District - <u>First Quarter</u> Fiscal Year 2014/2015								
EMS Incidents		90th Percentile	Structure Fire Incidents		90th Percentile	All Incident Types		90th Percentile
Call Processing	23% @ 1:30	3:19	Call Processing	100% @ 1:30	1:03	Call Processing	25% @ 1:30	3:21
Turnout Time	75% @ 1:30	1:50	Turnout Time	100% @ 1:30	1:23	Turnout Time	87% @ 1:30	2:10
Travel Time	95% @ 13:00	8:27	Travel Time	0% @ 13:00	13:03	Travel Time	95% @ 13:00	9:11
Total Reflex Time	94% @ 16:00	12:30	Total Reflex Time	100% @ 16:00	15:29	Total Reflex Time	95% @ 16:00	13:12

SCFA Existing Response Performance Objectives (BENCHMARKS)								
Tracy Rural Fire Protection District - <u>Fiscal Year</u> 2013/2014								
EMS Incidents		90th Percentile	Structure Fire Incidents		90th Percentile	All Incident Types		90th Percentile
Call Processing	10% @ 1:00	3:41	Call Processing	13% @ 1:00	2:12	Call Processing	12% @ 1:00	3:48
Turnout Time	32% @ 1:00	1:55	Turnout Time	38% @ 1:00	2:41	Turnout Time	56% @ 1:00	2:02
Travel Time	79% @ 7:30	9:03	Travel Time	88% @ 7:50	6:29	Travel Time	78% @ 7:30	9:32
Total Reflex Time	61% @ 9:30	13:27	Total Reflex Time	88% @ 9:30	8:56	Total Reflex Time	60% @ 9:30	14:04

SCFA Existing Response Performance Objectives (Rural BASELINES from CFAI)								
Tracy Rural Fire Protection District - <u>Fiscal Year</u> 2013/2014								
EMS Incidents		90th Percentile	Structure Fire Incidents		90th Percentile	All Incident Types		90th Percentile
Call Processing	27% @ 1:30	3:41	Call Processing	50% @ 1:30	2:12	Call Processing	31% @ 1:30	3:48
Turnout Time	74% @ 1:30	1:55	Turnout Time	50% @ 1:30	2:41	Turnout Time	89% @ 1:30	2:02
Travel Time	97% @ 13:00	9:03	Travel Time	88% @ 13:00	6:29	Travel Time	95% @ 13:00	9:32
Total Reflex Time	95% @ 16:00	13:27	Total Reflex Time	100% @ 16:00	8:56	Total Reflex Time	94% @ 16:00	14:04

Mountain House Community Services District Response Performance - Q1 FY 2014/2015 and FY 2013/2014

SCFA Existing Response Performance Objectives (BENCHMARKS)

Mt. House CSD - First Quarter Fiscal Year 2014/2015

EMS Incidents		90th Percentile	Structure Fire Incidents		90th Percentile	All Incident Types		90th Percentile
Call Processing	2% @ 1:00	4:08	Call Processing	0% @ 1:00	1:54	Call Processing	5% @ 1:00	3:22
Turnout Time	21% @ 1:00	2:20	Turnout Time	0% @ 1:00	2:38	Turnout Time	37% @ 1:00	2:20
Travel Time	56% @ 4:00	7:16	Travel Time	100% @ 4:00	3:31	Travel Time	60% @ 4:00	6:35
Total Reflex Time	14% @ 6:00	10:31	Total Reflex Time	50% @ 6:00	6:50	Total Reflex Time	26% @ 6:00	10:26

SCFA Existing Response Performance Objectives (Urban BASELINES from CFAI)

Mt. House CSD - First Quarter Fiscal Year 2014/2015

EMS Incidents		90th Percentile	Structure Fire Incidents		90th Percentile	All Incident Types		90th Percentile
Call Processing	14% @ 1:30	4:08	Call Processing	0% @ 1:30	1:54	Call Processing	24% @ 1:30	3:22
Turnout Time	58% @ 1:30	2:20	Turnout Time	50% @ 1:30	2:38	Turnout Time	87% @ 1:30	2:20
Travel Time	79% @ 5:12	7:16	Travel Time	100% @ 5:12	3:31	Travel Time	79% @ 5:12	6:35
Total Reflex Time	76% @ 8:12	10:31	Total Reflex Time	100% @ 8:12	6:50	Total Reflex Time	67% @ 8:12	10:26

SCFA Existing Response Performance Objectives (BENCHMARKS)

Mt. House CSD - Fiscal Year 2013/2014

EMS Incidents		90th Percentile	Structure Fire Incidents		90th Percentile	All Incident Types		90th Percentile
Call Processing	8% @ 1:00	3:27	Call Processing	0% @ 1:00	1:26	Call Processing	9% @ 1:00	3:24
Turnout Time	29% @ 1:00	1:55	Turnout Time	0% @ 1:00	2:55	Turnout Time	59% @ 1:00	1:56
Travel Time	60% @ 4:00	5:25	Travel Time	0% @ 4:00	6:45	Travel Time	55% @ 4:00	5:55
Total Reflex Time	30% @ 6:00	9:15	Total Reflex Time	0% @ 6:00	11:06	Total Reflex Time	28% @ 6:00	9:41

SCFA Existing Response Performance Objectives (Urban BASELINES from CFAI)

Mt. House CSD - Fiscal Year 2013/2014

EMS Incidents		90th Percentile	Structure Fire Incidents		90th Percentile	All Incident Types		90th Percentile
Call Processing	26% @ 1:30	3:27	Call Processing	100% @ 1:30	1:26	Call Processing	30% @ 1:30	3:24
Turnout Time	73% @ 1:30	1:55	Turnout Time	0% @ 1:30	2:55	Turnout Time	93% @ 1:30	1:56
Travel Time	88% @ 5:12	5:25	Travel Time	0% @ 5:12	6:45	Travel Time	84% @ 5:12	5:55
Total Reflex Time	75% @ 8:12	9:15	Total Reflex Time	0% @ 8:12	11:06	Total Reflex Time	74% @ 8:12	9:41

SCFA AGENDA ITEM 7

REQUEST

**RECEIVE AND ACCEPT THE FIRE CHIEF'S INFORMATIONAL UPDATE
REGARDING FIRE GOVERNANCE, ADVANCED LIFE SUPPORT AND FIRE
SERVICE IN MOUNTAIN HOUSE**

EXECUTIVE SUMMARY

This agenda item will update the South County Fire Authority Board of Directors on matters regarding fire governance, advanced life support and fire service in Mountain House.

DISCUSSION

The Fire Chief will provide the South County Fire Authority Board members with an informational report on items regarding the fire governance, advanced life support and fire service in the Mountain House community in an effort to keep the Directors and residents up-to-date.

FISCAL IMPACT

There is no fiscal impact with this informational item.

RECOMMENDATION

That the South County Fire Authority Board of Directors receive and accept the Fire Chief's informational update.

Prepared by: Alford Nero, Fire Chief
Reviewed by: Troy Brown, Executive Director
Approved by: Troy Brown, Executive Director