

# NOTICE OF REGULAR MEETING

Pursuant to Section 54954.2 of the Government Code of the State of California, a Regular meeting of the **SOUTH COUNTY FIRE AUTHORITY** is hereby called for:

**Date/Time:** **Tuesday, April 21, 2015, 6:00 p.m.**  
(or as soon thereafter as possible)

**Location:** **Council Chambers**  
**333 Civic Center Plaza, Tracy**

Government Code Section 54954.3 states that every public meeting shall provide an opportunity for the public to address the South County Fire Authority on any item, before or during consideration of the item, however no action shall be taken on any item not on the agenda.

1. Call to Order
2. Roll Call
3. *Items from the Audience - In accordance with Procedures for Preparation, Posting and Distribution of Agendas and the Conduct of Public Meetings, adopted by Resolution 2015-052 any item not on the agenda brought up by the public at a meeting, shall be automatically referred to staff. If staff is not able to resolve the matter satisfactorily, the member of the public may request a Board Member to sponsor the item for discussion at a future meeting.*
4. Approval of Minutes
5. ACCEPT A REPORT ON THE SOUTH COUNTY FIRE AUTHORITY EMERGENCY RESPONSE PERFORMANCE FOR THE THIRD QUARTER OF FISCAL YEAR 2014-2015
6. ELECT A VICE-CHAIRPERSON FROM TRACY RURAL FIRE DISTRICT TO THE SOUTH COUNTY FIRE AUTHORITY BOARD OF DIRECTORS FOR THE REMAINDER OF CALENDAR YEAR 2015
7. Items from the Audience
8. Adjournment

## **Thursday, April 16, 2015**

The City of Tracy is in compliance with the Americans with Disabilities Act and will make all reasonable accommodations for the disabled to participate in public meetings. Persons requiring assistance or auxiliary aids in order to participate, should call City Hall (209-831-6000), at least 24 hours prior to the meeting.

Any materials distributed to the majority of the South County Fire Authority regarding any item on this agenda will be made available for public inspection in the City Clerk's office located at 333 Civic Center Plaza, Tracy, during normal business hours

**January 20, 2015, 6:30 p.m.**

Council Chambers, 333 Civic Center Plaza

*Web Site: [www.ci.tracy.ca.us](http://www.ci.tracy.ca.us)*

1. Chairperson Thoming called the meeting to order at 6:30 p.m.
2. Roll Call found Directors Ahmad, Maciel, Rickman, and Chairperson Thoming present.
3. Items from the Audience - None.
4. Approval of Minutes – It was moved by Director Maciel and seconded by Director Ahmad to adopt the regular meeting minutes of October 21, 2014. Voice vote found all in favor; passed and so ordered.
5. APPROVE AGREEMENT BETWEEN THE SOUTH COUNTY FIRE AUTHORITY, THE CITY OF TRACY AND THE SAN JOAQUIN COUNTY EMERGENCY MEDICAL SERVICES AGENCY TO PROVIDE NON-TRANSPORT ADVANCED LIFE SUPPORT SERVICES AND AUTHORIZE THE CHAIRMAN TO EXECUTE THE AGREEMENT – Interim Fire Chief Dave Bramell provided the staff report. In October 2014, staff began negotiating a successor agreement with the San Joaquin County Emergency Medical Services Agency (SJCEMSA) to provide non-transportation based Advanced Life Support or “Paramedic” Service to the jurisdictional area of the South County Fire Authority (SCFA). Both parties have come to a mutual agreement on terms and a two-year successor agreement is brought before the SCFA board for approval.

Staff recommended the SCFA Board of Directors approve the agreement between the SCFA and the SJCEMSA, allowing the fire department to continue to provide non-transport Advanced Life Support Services.

It was moved by Director Rickman and seconded by Director Maciel to adopt SCFA Resolution 2015-001 approving an agreement between the South County Fire Authority, the City of Tracy, and the San Joaquin County Emergency Medical Services Agency to provide Advanced Life Support Services and authorizing the Chairperson to execute the agreement. Voice vote found all in favor; passed and so ordered.

6. ACCEPT A REPORT ON THE SOUTH COUNTY FIRE AUTHORITY EMERGENCY RESPONSE PERFORMANCE FOR THE SECOND QUARTER OF FISCAL YEAR 2014-2015 – Division Chief Steve Hanlon provided a summary of emergency response performance for the second quarter of fiscal year 2014/2015. The total number of fire department incidents in the South County Authority (SCFA) for the second quarter of fiscal year 2014/2015 increased by 1.5%, or 25 calls, compared to the second quarter of fiscal year 2013/2014. Response performance remains on par and consistent.

Staff recommended the Board of Directors accept the South County Fire Authority Response for the second quarter of fiscal year 2014/2015.

It was moved by Director Rickman and seconded by Director Ahmad to accept the South County Fire Authority Emergency Response Performance Report for second quarter of Fiscal Year 2014-2015. Voice vote found all in favor; passed and so ordered.

7. TO ELECT A CHAIRPERSON AND VICE-CHAIRPERSON OF THE SOUTH COUNTY FIRE AUTHORITY BOARD OF DIRECTORS FOR THE 2015 CALENDAR YEAR – Staff recommended that the Board of Directors of the South County Fire Authority, elect for calendar year 2015 a Chairperson from the City of Tracy and a Vice-Chairperson from the Tracy Rural Fire Protection District.

It was moved by Director Maciel and seconded by Director Ahmad to appoint Director Rickman as Chairperson for calendar year 2015. Voice vote found all in favor; passed and so ordered. It was moved by Director Ahmad and seconded by Director Rickman to elect Director Thoming as Vice-Chairperson. Voice vote found all in favor; passed and so ordered.

8. Items from the Audience - None
9. Adjournment – It was moved by Director Maciel and seconded by Director Ahmad to adjourn. Voice vote found all in favor; passed and so ordered. Time: 6:49 p.m.

The above are action minutes. The above agenda was posted at Tracy City Hall on January 15, 2015.

---

Chairperson

Attest:

---

Secretary

SCFA AGENDA ITEM 5

REQUEST

**ACCEPT A REPORT ON THE SOUTH COUNTY FIRE AUTHORITY EMERGENCY RESPONSE PERFORMANCE FOR THE THIRD QUARTER OF FISCAL YEAR 2014-2015**

EXECUTIVE SUMMARY

The following report is a summary of emergency response performance for the third quarter of fiscal year 2014/2015. The total number of fire department incidents in the South County Fire Authority for the third quarter of fiscal year 2014/2015 increased by 8.57% or 134 calls compared to the third quarter of fiscal year 2013/2014. Response performance remains on par and consistent.

DISCUSSION

This report presents historical fire department response information for the third quarter of fiscal year 2014/2015.

There were a total of 1,696 incidents in the South County Fire Authority during the third quarter of fiscal year 2014/2015. Of the 1,696 incidents, 1,212 were in the City of Tracy, 252 in the Tracy Rural area, 107 in Mountain House, 77 on area freeways, and 58 to areas outside of the South County Fire Authority.

Emergency medical service calls accounted for 78% of all of the calls that the South County Fire Authority was dispatched to during the third quarter of fiscal year 2014/2015. Fire Alarms accounted for 9%, Fires 7%, Service calls 3%, and Hazardous Conditions 3%.

During the third quarter of fiscal year 2014/2015, the fire department was dispatched to 37 structure fires in all areas of the South County Fire Authority. Eight of those 37 structure fires turned out to be working fires upon arrival of firefighters.

- Thirty-three of the 37 dispatches were in the City of Tracy, 6 of those were working fires.
- Three of the 37 dispatches were in the Tracy Rural Fire Protection District, 1 of those were working fires.
- One of the 37 occurred in Mountain House, and that 1 fire was a working fire.

The total structure fire loss in the South County Fire Authority for the third quarter of fiscal year 2014/2015 was \$463,572 (property and content). Total structure fire loss for the third quarter can be broken down by each jurisdiction as follows:

- City of Tracy Structure Fire Loss: \$351,473
- Tracy Rural Fire Protection District Structure Fire Loss: \$90,599
- Mountain House Community Services District: \$21,500

The most significant fires in the City of Tracy were an attic fire that occurred in a single family home on Standridge Road on February 7, 2015, and a commercial fire that occurred on March 5, 2015 at the In-Shape Health Club on Eleventh Street.

There was one significant fire during the third quarter in the Tracy Rural Protection District. It occurred at a residence on Bates Road where occupants were woken by crackling noises and the smell of smoke on March 2, 2015. It must also be noted that their smoke alarms sounded just as they woke. That fire ran the attic but was confined to the building. The family escaped safely.

Mountain House had one structure during the third quarter. That fire occurred in a residence on Santa Clara Drive on February 23, 2015. The homes built-in residential fire sprinkler system kept that fire in check until the fire department arrived. Two civilians were burned as a result of that fire.

One of the Department's goals is to confine residential structure fires to the room of origin or less 90% of the time. During the first three quarters of fiscal year 2014/2015, that goal was met 85% of the time in the City (17 of 20 structure fires that occurred in residential occupancies were confined to the room), 0% of the time in the Tracy Rural Fire District (0 of 1 structure fires in residential), and 100% of the time in the Mountain House Services District (3 of 3 were confined to the room of origin).

The Average Response times for all "code 3" incidents during the third quarter of fiscal year 2014/2015 were:

- City of Tracy: 4:47
- Tracy Rural Fire Protection District 7:16
- Mountain House Community Services District 4:59

The South County Fire Authority has had formally agreed upon response standards since consolidation in 1999. On April 15, 2008, the South County Fire Authority Board agreed to modify those standards to what they are today.

The response standard for first-arriving units includes four response time segments, "Call Processing," "Turnout Time," "Travel Time," and the "Total Reflex Time." Pages 8, 9, and 10 of the Response Performance Report display fire department response time performance for each jurisdiction for the past quarter. Those pages show each of the response time components by percentage and percentile time and compare them to both the desired benchmarks and to the acceptable baselines.

During the third quarter of fiscal year 2014/2015 the department responded to 35% of all emergency incidents inside of the City of Tracy within the "benchmark" total reflex performance objective of 6.5 minutes and 79% of all calls within the 8:12 "baseline." The 90<sup>th</sup> percentile for all incidents in the City was 9 minutes and 36 seconds (9:36) meaning 90% of all code 3 incidents were responded to in 9:36 or less.

In the third quarter of fiscal year 2014/2015 the department responded to 62% of all emergency incidents inside of the Tracy Rural Fire Protection District within the “benchmark” total reflex performance objective of 10 minutes and 79% of all calls within the “baseline” objective of 14:00. The 90<sup>th</sup> percentile for all incidents in the Rural area was 14 minutes and 12 seconds (14:12).

“Benchmark” response performance in the Mountain House Community Services District was 34% for all emergency incidents within the total reflex performance objective of 6.5 minutes and 74% for the “baseline” objective of 8:12. The 90<sup>th</sup> percentile for all incidents was 9 minutes and 50 seconds (9:50).

#### FISCAL IMPACT

There is no fiscal impact related to receiving this report

#### RECOMMENDATION

Staff recommends the Board of Directors accept the South County Fire Authority Response Performance Report for the third quarter of fiscal year 2014/2015.

Prepared by: Steve Hanlon, Fire Division Chief  
Reviewed by: David Bramell, Fire Division Chief  
Approved by: Troy Brown, Executive Director

Attachment: South County Fire Authority Response Performance Report - Third Quarter of Fiscal Year 2014/2015



# South County Fire Authority Response Performance Report



## Third Quarter of Fiscal Year 2014/2015 (January 1, 2015 through March 31, 2015)

This report reflects incident responses for all jurisdictions of the South County Fire Authority for the third quarter of Fiscal Year 2014/2015. It includes fire department response for the City of Tracy, the Tracy Rural Fire Protection District, and the town of Mountain House.

Tables and charts display the numbers of incidents occurring in each jurisdiction of the South County Fire Authority, responses per company, an analysis of the residential structure fires confined to the room of origin or less, a summary of the major fires that have occurred, and detailed charts that display response performance for the third quarter of Fiscal Year 2014/2015.

### Incidents by Type – Third Quarter 2014/2015

The following table displays the percentage of incident types dispatched in each jurisdiction of the South County Fire Authority during the third quarter of Fiscal Year 2014/2015.

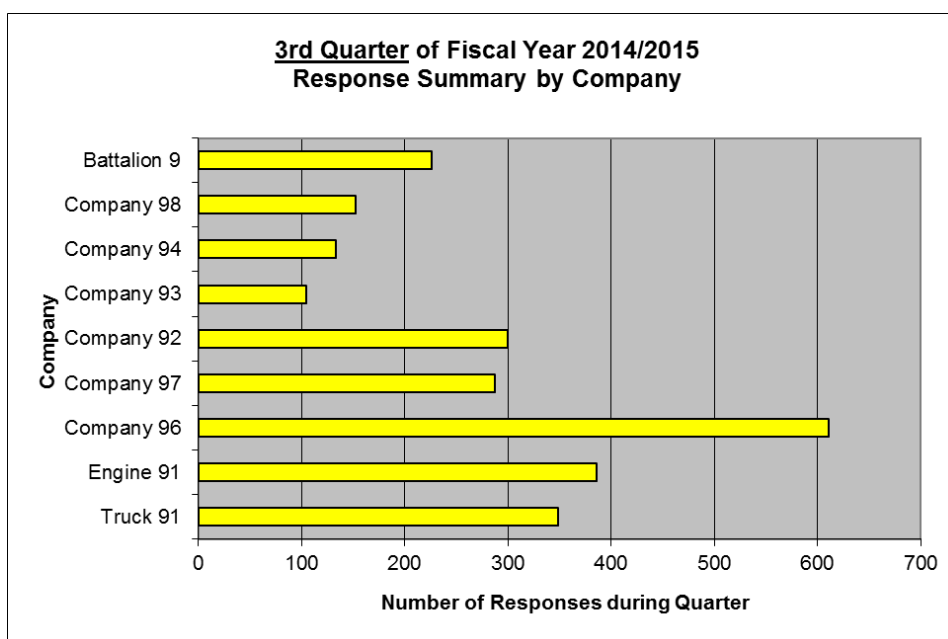
<u>Call Type</u>	<u>City</u>	<u>Rural</u>	<u>Mt. House</u>	<u>Freeway</u>	<u>Other</u>	<u>TOTALS</u>
Fires	5.1%	14.3%	1%	14%	23%	7%
EMS/Rescue	78.9%	72.2%	82%	78%	73%	78%
Hazardous Condition	2.5%	4.8%	4%	6%	4%	3%
Service	3.3%	3.6%	4%	1%	0%	3%
Alarm	10.1%	5.2%	9%	0%	0%	9%
Other	0.2%	0.0%	0%	0%	0%	0%
<b>TOTALS</b>	<b>1212</b>	<b>252</b>	<b>107</b>	<b>77</b>	<b>48</b>	<b>1696</b>
Percentage of Total	71%	15%	6%	5%	3%	

### Responses by Company of the South County Fire Authority

This table shows the number of responses that each fire unit was attached to during the third quarter of Fiscal Year 2014/2015. These responses incorporate multiple units that have responded to a single incident.

<b>Company</b>	<b>City</b>	<b>Rural</b>	<b>Mt. House</b>	<b>Freeway</b>	<b>Other</b>	<b>TOTALS</b>
<b>Truck 91</b>	231	67	11	37	3	349
<b>Engine 91</b>	342	32	2	8	2	386
<b>Company 96</b>	396	46	1	168	0	611
<b>Company 97</b>	219	55	0	10	3	287
<b>Company 92</b>	209	57	0	24	10	300
<b>Company 93</b>	12	80	0	12	1	105
<b>Company 94</b>	27	36	11	35	24	133
<b>Company 98</b>	14	13	99	14	12	152
<b>Battalion 9</b>	104	67	5	44	6	226
<b>TOTALS</b>	<b>1554</b>	<b>453</b>	<b>129</b>	<b>352</b>	<b>61</b>	<b>2549</b>
Percentage of Total	61%	18%	5%	14%	2%	100%
Reserve Engine 95	200	25	2	8	0	235
Reserve Engine 90	0	0	0	0	0	0
Haz-Mat 9	0	0	0	0	0	0
OES 349	3	1	0	1	3	8

The chart below displays the number of responses per company during the third quarter of Fiscal Year 2014/2015. The data for this bar chart is from the table above.



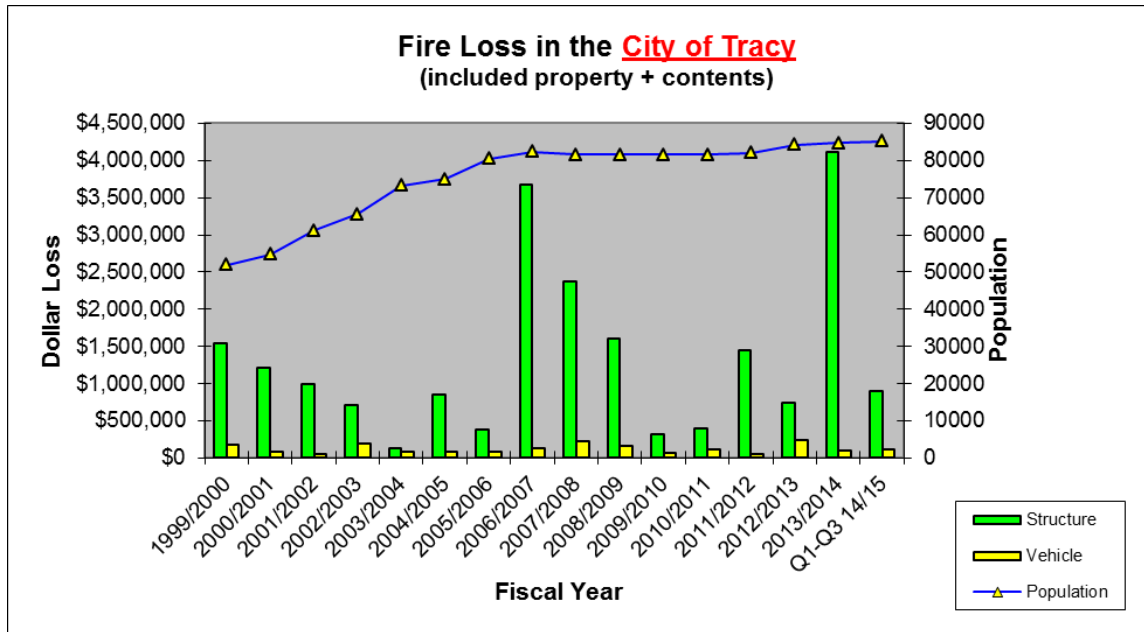


### Structure Fire Loss – City of Tracy

During the third quarter of Fiscal Year 2014/2015 the Fire Department was dispatched to thirty-three (33) reported structure fires inside of the City of Tracy. Six (6) of the thirty-three (33) structure fire responses turned out to be working fires that required actions by the Fire Department to extinguish. Total property and content structure fire loss in the City of Tracy during the third quarter of Fiscal Year 2014/2015 was \$351,473. The two most significant of the six structure fires in the City were a residence at 2001 Standridge Road and a fire that started in a sauna at the In-Shape City Health Club at 239 W. Eleventh Street.

For the first three quarters of Fiscal Year 2014/2015 the Structure Fire loss in the City of Tracy was \$900,251 or 64% of the previous five years average of \$1,406,468 (average of full years).

The following chart displays Structure Fire and Vehicle Fire loss in the City of Tracy for each fiscal year since 1999.



The following table lists all of the structure fires that had over \$10,000 in combined property and content loss inside of the City of Tracy during the third quarter of Fiscal Year 2014/2015.

#### **City of Tracy Structure Fire Loss**

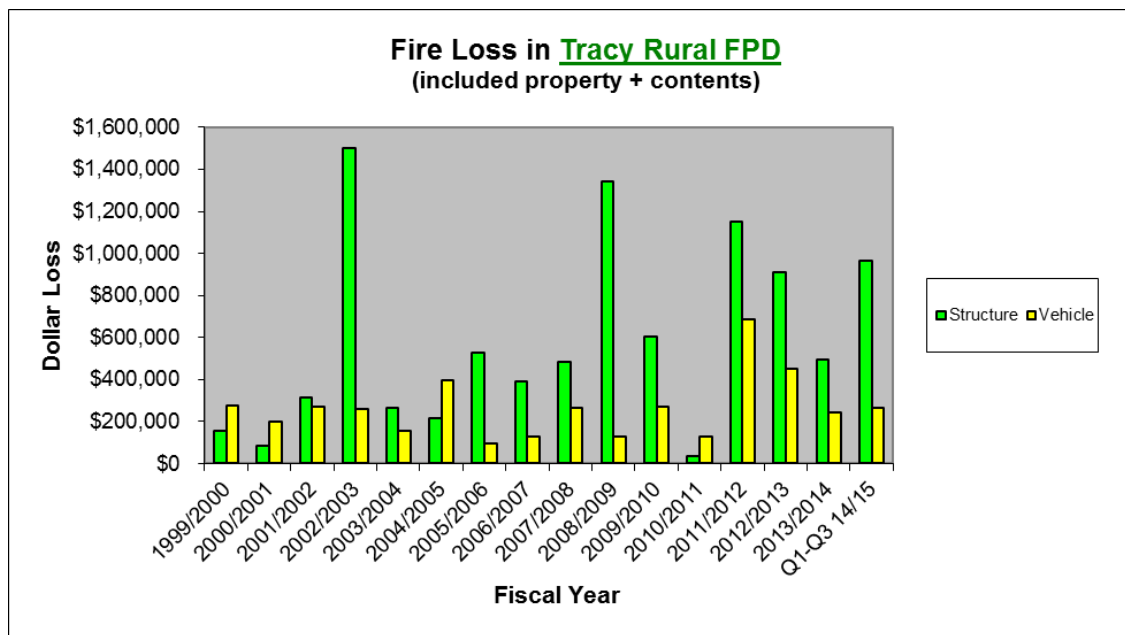
<u>Date</u>	<u>Address</u>	<u>Dollar Loss</u>
2/7/2015	2001 Standridge Rd.	\$190,000
2/7/2015	1363 Ferngrove Ln.	\$20,000
2/23/2015	940 Bryce Wy.	\$10,500
3/5/2015	239 W. 11th St.	\$121,723

## Structure Fire Loss – Tracy Rural Fire Protection District

During the third quarter of Fiscal Year 2014/2015 the Fire Department was dispatched to three (3) reported structure fires in the Tracy Rural Fire Protection District. One (1) of those three (3) reported structure fires turned out to be a working fire upon arrival of the Fire Department. That fire was an attic fire that occurred at 8540 Bates Road. The occupants woke to crackling sounds and the smell of smoke just as their smoke alarms began to activate. Total structure fire loss for the third quarter was \$90,599.

For the first three quarters of Fiscal Year 2014/2015 the Structure Fire loss in the Tracy Rural Fire Protection District was \$966,599 or 151.4% of the previous five years average of \$638,733 (average of full years).

The following chart displays Structure Fire and Vehicle Fire loss in the Tracy Rural Fire Protection District for each fiscal year since 1999.



The following table lists all of the structure fires that had over \$10,000 in combined property and content loss inside of the Tracy Rural Fire Protection District during the third quarter of Fiscal Year 2014/2015.

### Tracy Rural Fire Protection District Structure Fire Loss

Date	Address	Dollar Loss
3/2/2015	8540 Bates Rd.	\$90,599

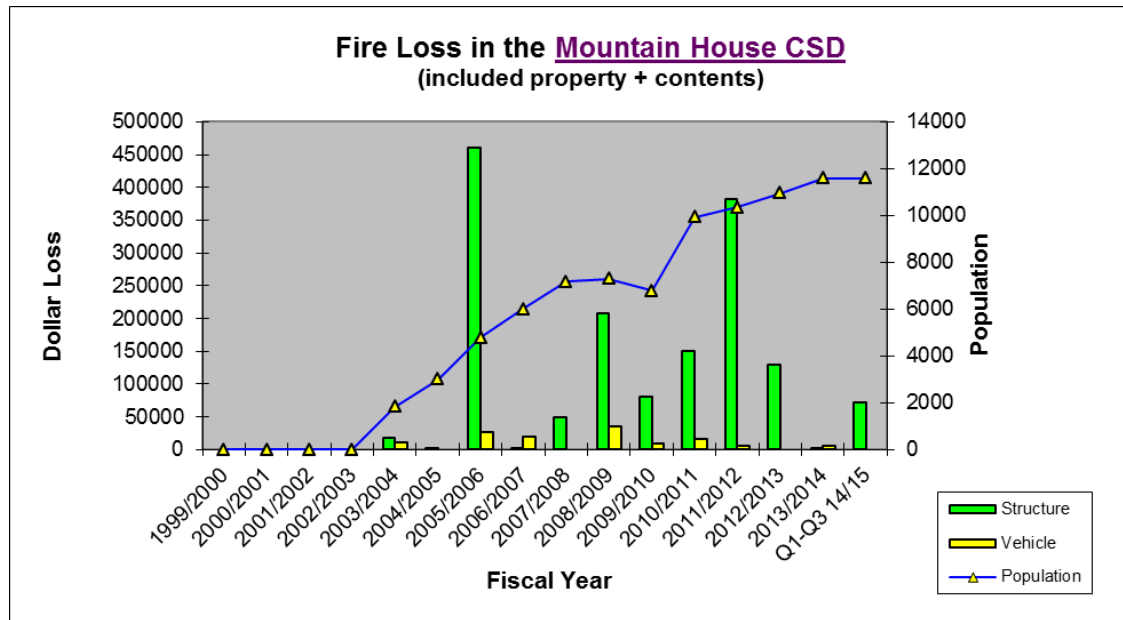
## Structure Fire Loss – Mountain House Community Services District

The South County Fire Authority began serving the Mountain House Community Services District with two personnel per shift from Fire Station 94 on July 15, 2003. On December 8, 2005 the Mountain House Fire Station 98 opened and staffing was increased to three per shift.

The Department was dispatched to one (1) structure fire inside of the Mountain House Community Services District during the third quarter of Fiscal Year 2014/2015. That structure fire occurred at 263 W. Santa Clara Drive. Upon arrival of the first fire unit active fire was still visible but the homes built in fire sprinkler system kept the fire in check. Total fire loss in Mountain House for the quarter was \$21,500.

For the first three quarters of Fiscal Year 2014/2015 the Structure Fire loss in the Mountain House Community Services District was \$72,775 or 48.8% of the previous five years average of \$149,027 (average of full years).

The following chart displays Structure Fire and Vehicle Fire loss in the Mountain House Community Services District for each fiscal year since 2003.



The following table lists all of the structure fires that had over \$10,000 in combined property and content loss during the third quarter of Fiscal Year 2014/2015.

### MHCSD Structure Fire Loss

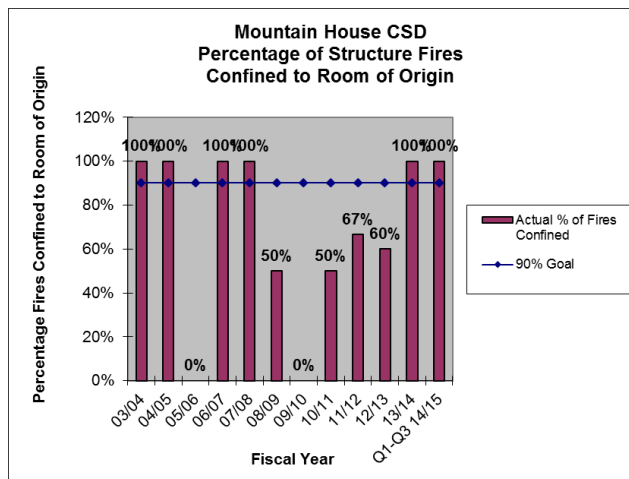
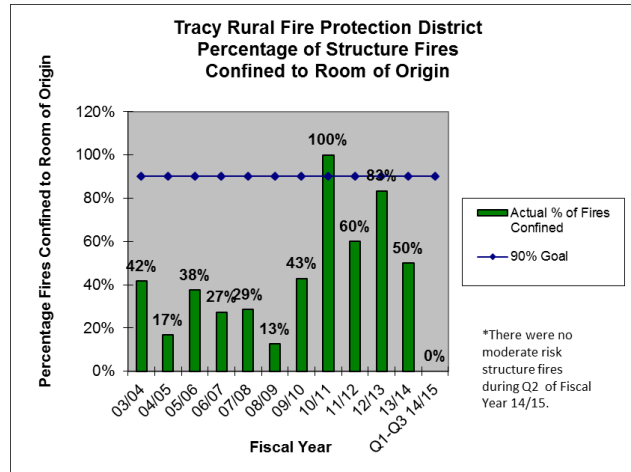
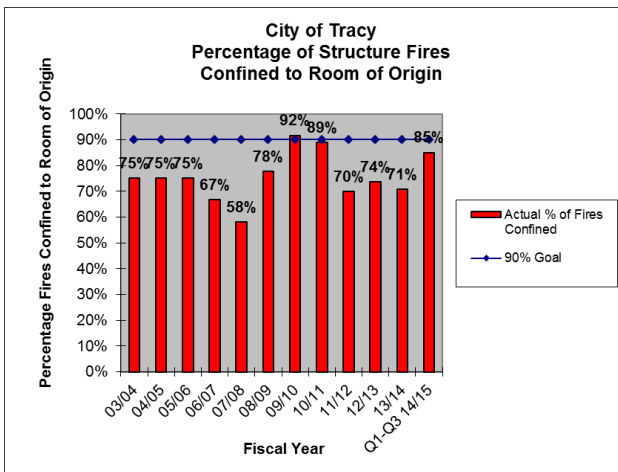
<u>Date</u>	<u>Address</u>	<u>Dollar Loss</u>
2/23/2015	263 W. Santa Clara Dr.	\$21,500

## “Moderate Risk” Structure Fires Confined to Room of Origin

The majority of structure fires in the South County Fire Authority occur in residential structures. When an effective response force can be assembled to safely mitigate these types of fires, the outcome is usually positive. The following are the South County Fire Authority moderate risk structure fire objectives:

- To confine “moderate risk” structure fires to the room of origin or less 90% of the time in the City.
- To confine “moderate risk” structure fires to the room of origin or less 90% of the time in the District.

The following charts display the percentage of moderate risk structure fires confined to the room of origin or less since Fiscal Year 2003/2004.



## Average Response Times

The following are the average response times for each jurisdiction of the South County Fire Authority for the third quarter of Fiscal Year 2014/2015. This time begins at dispatch and stops when the first arriving unit is at the scene. It only includes “code 3” emergency incidents.

- City of Tracy

Q3 FY 14/15 - **4:47**

- Tracy Rural Fire Protection District

Q3 FY 14/15 – **7:16**

- Mountain House Community Services District

Q3 FY 14/15 – **4:59**

## A Detailed Look at all of the Components of Response Time

The tables on the following pages display each of the components of response time for each jurisdiction of the South County Fire Authority for the third quarter of Fiscal Year 2014/2015 and for fiscal year 2013/2014. The components of response time are “call processing,” “turnout time,” “travel time,” and the sum of the three, “total reflex time.”

There are two sets of tables each jurisdiction. The two tables above the center line display how the fire department has performed during the past quarter compared to the “benchmark” and the “baseline” objectives. The two tables below the center line display the “benchmark” and the “baseline” for Fiscal Year 2013/2014.

Benchmarks are the desired level of service.

Baselines are the lower end of the acceptable best practices range (established by the Commission on Fire Accreditation International).

90th percentile time means that for a set of values at least ninety percent (90%) of them are less than or equal to the time displayed.

**City of Tracy Response Performance - Q3 FY 2014/2015 and FY 2013/2014**

**SCFA Existing Response Performance Objectives (BENCHMARKS)**

**City of Tracy - Third Quarter Fiscal Year 2014/2015**

EMS Incidents		90th Percentile	Structure Fire Incidents		90th Percentile	All Incident Types		90th Percentile
Call Processing	9% @ 1:00	<b>3:20</b>	Call Processing	13% @ 1:00	<b>2:00</b>	Call Processing	11% @ 1:00	<b>3:22</b>
Turnout Time	36% @ 1:00	<b>1:52</b>	Turnout Time	0% @ 1:00	<b>2:20</b>	Turnout Time	62% @ 1:00	<b>1:56</b>
Travel Time	73% @ 4:00	<b>5:22</b>	Travel Time	75% @ 4:00	<b>4:45</b>	Travel Time	70% @ 4:00	<b>5:40</b>
Total Reflex Time	37% @ 6:00	<b>9:33</b>	Total Reflex Time	35% @ 6:00	<b>7:54</b>	Total Reflex Time	35% @ 6:00	<b>9:36</b>

**SCFA Existing Response Performance Objectives (Urban BASELINES from CFAI)**

**City of Tracy - Third Quarter Fiscal Year 2014/2015**

EMS Incidents		90th Percentile	Structure Fire Incidents		90th Percentile	All Incident Types		90th Percentile
Call Processing	24% @ 1:30	<b>3:20</b>	Call Processing	50% @ 1:30	<b>2:00</b>	Call Processing	26% @ 1:30	<b>3:22</b>
Turnout Time	76% @ 1:30	<b>1:52</b>	Turnout Time	38% @ 1:30	<b>2:20</b>	Turnout Time	92% @ 1:30	<b>1:56</b>
Travel Time	89% @ 5:12	<b>5:22</b>	Travel Time	100% @ 5:12	<b>4:45</b>	Travel Time	87% @ 5:12	<b>5:40</b>
Total Reflex Time	80% @ 8:12	<b>9:33</b>	Total Reflex Time	100% @ 8:12	<b>7:54</b>	Total Reflex Time	79% @ 8:12	<b>9:36</b>

**SCFA Existing Response Performance Objectives (BENCHMARKS)**

**City of Tracy - Fiscal Year 2013/2014**

EMS Incidents		90th Percentile	Structure Fire Incidents		90th Percentile	All Incident Types		90th Percentile
Call Processing	10% @ 1:00	<b>3:15</b>	Call Processing	8% @ 1:00	<b>2:42</b>	Call Processing	11% @ 1:00	<b>3:16</b>
Turnout Time	41% @ 1:00	<b>1:50</b>	Turnout Time	31% @ 1:00	<b>2:24</b>	Turnout Time	64% @ 1:00	<b>1:55</b>
Travel Time	74% @ 4:00	<b>5:15</b>	Travel Time	77% @ 4:00	<b>5:13</b>	Travel Time	72% @ 4:00	<b>5:28</b>
Total Reflex Time	42% @ 6:00	<b>8:56</b>	Total Reflex Time	41% @ 6:00	<b>8:32</b>	Total Reflex Time	40% @ 6:00	<b>9:07</b>

**SCFA Existing Response Performance Objectives (Urban BASELINES from CFAI)**

**City of Tracy - Fiscal Year 2013/2014**

EMS Incidents		90th Percentile	Structure Fire Incidents		90th Percentile	All Incident Types		90th Percentile
Call Processing	25% @ 1:30	<b>3:15</b>	Call Processing	44% @ 1:30	<b>2:42</b>	Call Processing	29% @ 1:30	<b>3:16</b>
Turnout Time	77% @ 1:30	<b>1:50</b>	Turnout Time	69% @ 1:30	<b>2:24</b>	Turnout Time	92% @ 1:30	<b>1:55</b>
Travel Time	89% @ 5:12	<b>5:15</b>	Travel Time	90% @ 5:12	<b>5:13</b>	Travel Time	88% @ 5:12	<b>5:28</b>
Total Reflex Time	83% @ 8:12	<b>8:56</b>	Total Reflex Time	87% @ 8:12	<b>8:32</b>	Total Reflex Time	83% @ 8:12	<b>9:07</b>

**Tracy Rural Fire Protection District Response Performance - Q2 FY 2014/2015 and FY 2013/2014**

<b>SCFA Existing Response Performance Objectives (BENCHMARKS)</b>									
<b>Tracy Rural Fire Protection District - <u>Third Quarter</u> Fiscal Year 2014/2015</b>									
<b>EMS Incidents</b>		<b>90th Percentile</b>	<b>Structure Fire Incidents</b>		<b>90th Percentile</b>	<b>All Incident Types</b>		<b>90th Percentile</b>	
Call Processing	11% @ 1:00	<b>3:29</b>	Call Processing	0% @ 1:00	<b>1:12</b>	Call Processing	9% @ 1:00	<b>3:28</b>	
Turnout Time	25% @ 1:00	<b>3:04</b>	Turnout Time	0% @ 1:00	<b>2:11</b>	Turnout Time	49% @ 1:00	<b>2:15</b>	
Travel Time	78% @ 7:30	<b>9:04</b>	Travel Time	100% @ 7:50	<b>5:21</b>	Travel Time	83% @ 7:30	<b>8:38</b>	
Total Reflex Time	53% @ 9:30	<b>14:11</b>	Total Reflex Time	100% @ 9:30	<b>8:44</b>	Total Reflex Time	62% @ 9:30	<b>14:12</b>	

<b>SCFA Existing Response Performance Objectives (Rural BASELINES from CFAI)</b>									
<b>Tracy Rural Fire Protection District - <u>Third Quarter</u> Fiscal Year 2014/2015</b>									
<b>EMS Incidents</b>		<b>90th Percentile</b>	<b>Structure Fire Incidents</b>		<b>90th Percentile</b>	<b>All Incident Types</b>		<b>90th Percentile</b>	
Call Processing	25% @ 1:30	<b>3:29</b>	Call Processing	100% @ 1:30	<b>1:12</b>	Call Processing	28% @ 1:30	<b>3:28</b>	
Turnout Time	53% @ 1:30	<b>3:04</b>	Turnout Time	0% @ 1:30	<b>2:11</b>	Turnout Time	73% @ 1:30	<b>2:15</b>	
Travel Time	99% @ 13:00	<b>9:04</b>	Travel Time	100% @ 13:00	<b>5:21</b>	Travel Time	99% @ 13:00	<b>8:38</b>	
Total Reflex Time	97% @ 16:00	<b>14:11</b>	Total Reflex Time	100% @ 16:00	<b>8:44</b>	Total Reflex Time	95% @ 16:00	<b>14:12</b>	

<b>SCFA Existing Response Performance Objectives (BENCHMARKS)</b>									
<b>Tracy Rural Fire Protection District - <u>Fiscal Year</u> 2013/2014</b>									
<b>EMS Incidents</b>		<b>90th Percentile</b>	<b>Structure Fire Incidents</b>		<b>90th Percentile</b>	<b>All Incident Types</b>		<b>90th Percentile</b>	
Call Processing	10% @ 1:00	<b>3:41</b>	Call Processing	13% @ 1:00	<b>2:12</b>	Call Processing	12% @ 1:00	<b>3:48</b>	
Turnout Time	32% @ 1:00	<b>1:55</b>	Turnout Time	38% @ 1:00	<b>2:41</b>	Turnout Time	56% @ 1:00	<b>2:02</b>	
Travel Time	79% @ 7:30	<b>9:03</b>	Travel Time	88% @ 7:50	<b>6:29</b>	Travel Time	78% @ 7:30	<b>9:32</b>	
Total Reflex Time	61% @ 9:30	<b>13:27</b>	Total Reflex Time	88% @ 9:30	<b>8:56</b>	Total Reflex Time	60% @ 9:30	<b>14:04</b>	

<b>SCFA Existing Response Performance Objectives (Rural BASELINES from CFAI)</b>									
<b>Tracy Rural Fire Protection District - <u>Fiscal Year</u> 2013/2014</b>									
<b>EMS Incidents</b>		<b>90th Percentile</b>	<b>Structure Fire Incidents</b>		<b>90th Percentile</b>	<b>All Incident Types</b>		<b>90th Percentile</b>	
Call Processing	27% @ 1:30	<b>3:41</b>	Call Processing	50% @ 1:30	<b>2:12</b>	Call Processing	31% @ 1:30	<b>3:48</b>	
Turnout Time	74% @ 1:30	<b>1:55</b>	Turnout Time	50% @ 1:30	<b>2:41</b>	Turnout Time	89% @ 1:30	<b>2:02</b>	
Travel Time	97% @ 13:00	<b>9:03</b>	Travel Time	88% @ 13:00	<b>6:29</b>	Travel Time	95% @ 13:00	<b>9:32</b>	
Total Reflex Time	95% @ 16:00	<b>13:27</b>	Total Reflex Time	100% @ 16:00	<b>8:56</b>	Total Reflex Time	94% @ 16:00	<b>14:04</b>	

**Mountain House Community Services District Response Performance - Q2 FY 2014/2015 and FY 2013/2014**

**SCFA Existing Response Performance Objectives (BENCHMARKS)**

**Mt. House CSD - Third Quarter Fiscal Year 2014/2015**

EMS Incidents		90th Percentile	Structure Fire Incidents		90th Percentile	All Incident Types		90th Percentile
Call Processing	9% @ 1:00	<b>3:40</b>	Call Processing	0% @ 1:00	<b>1:05</b>	Call Processing	9% @ 1:00	<b>3:26</b>
Turnout Time	36% @ 1:00	<b>1:56</b>	Turnout Time	100% @ 1:00	<b>1:05</b>	Turnout Time	67% @ 1:00	<b>1:53</b>
Travel Time	64% @ 4:00	<b>5:38</b>	Travel Time	0% @ 4:00	<b>5:28</b>	Travel Time	64% @ 4:00	<b>5:38</b>
Total Reflex Time	35% @ 6:00	<b>10:51</b>	Total Reflex Time	0% @ 6:00	<b>7:38</b>	Total Reflex Time	34% @ 6:00	<b>9:50</b>

**SCFA Existing Response Performance Objectives (Urban BASELINES from CFAI)**

**Mt. House CSD - Third Quarter Fiscal Year 2014/2015**

EMS Incidents		90th Percentile	Structure Fire Incidents		90th Percentile	All Incident Types		90th Percentile
Call Processing	26% @ 1:30	<b>3:40</b>	Call Processing	100% @ 1:30	<b>1:05</b>	Call Processing	30% @ 1:30	<b>3:26</b>
Turnout Time	75% @ 1:30	<b>1:56</b>	Turnout Time	100% @ 1:30	<b>1:05</b>	Turnout Time	94% @ 1:30	<b>1:53</b>
Travel Time	79% @ 5:12	<b>5:38</b>	Travel Time	0% @ 5:12	<b>5:28</b>	Travel Time	79% @ 5:12	<b>5:38</b>
Total Reflex Time	71% @ 8:12	<b>10:51</b>	Total Reflex Time	100% @ 8:12	<b>7:38</b>	Total Reflex Time	74% @ 8:12	<b>9:50</b>

**SCFA Existing Response Performance Objectives (BENCHMARKS)**

**Mt. House CSD - Fiscal Year 2013/2014**

EMS Incidents		90th Percentile	Structure Fire Incidents		90th Percentile	All Incident Types		90th Percentile
Call Processing	8% @ 1:00	<b>3:27</b>	Call Processing	0% @ 1:00	<b>1:26</b>	Call Processing	9% @ 1:00	<b>3:24</b>
Turnout Time	29% @ 1:00	<b>1:55</b>	Turnout Time	0% @ 1:00	<b>2:55</b>	Turnout Time	59% @ 1:00	<b>1:56</b>
Travel Time	60% @ 4:00	<b>5:25</b>	Travel Time	0% @ 4:00	<b>6:45</b>	Travel Time	55% @ 4:00	<b>5:55</b>
Total Reflex Time	30% @ 6:00	<b>9:15</b>	Total Reflex Time	0% @ 6:00	<b>11:06</b>	Total Reflex Time	28% @ 6:00	<b>9:41</b>

**SCFA Existing Response Performance Objectives (Urban BASELINES from CFAI)**

**Mt. House CSD - Fiscal Year 2013/2014**

EMS Incidents		90th Percentile	Structure Fire Incidents		90th Percentile	All Incident Types		90th Percentile
Call Processing	26% @ 1:30	<b>3:27</b>	Call Processing	100% @ 1:30	<b>1:26</b>	Call Processing	30% @ 1:30	<b>3:24</b>
Turnout Time	73% @ 1:30	<b>1:55</b>	Turnout Time	0% @ 1:30	<b>2:55</b>	Turnout Time	93% @ 1:30	<b>1:56</b>
Travel Time	88% @ 5:12	<b>5:25</b>	Travel Time	0% @ 5:12	<b>6:45</b>	Travel Time	84% @ 5:12	<b>5:55</b>
Total Reflex Time	75% @ 8:12	<b>9:15</b>	Total Reflex Time	0% @ 8:12	<b>11:06</b>	Total Reflex Time	74% @ 8:12	<b>9:41</b>



SCFA AGENDA ITEM 6

REQUEST

**ELECT A VICE-CHAIRPERSON FROM TRACY RURAL FIRE DISTRICT TO THE SOUTH COUNTY FIRE AUTHORITY BOARD OF DIRECTORS FOR THE REMAINDER OF CALENDAR YEAR 2015**

EXECUTIVE SUMMARY

On February 17, 2015, Tracy Rural Fire District (TRFD) Board Director James Thoming resigned his position with the Board. As an appointed representative of TRFD, Mr. Thoming also served as the Vice-Chairperson of the South County Fire Authority Board of Directors.

Per the Joint Exercise of Powers Agreement for the South County Fire Authority (SCFA), upon Mr. Thoming's resignation from the TRFD Board, he ceased to be a member of the SCFA Board of Directors, thus creating a vacancy on the Board. During calendar year 2015, the Vice-Chairperson must be appointed from TRFD. The SCFA Board of Directors must elect a Vice-Chairperson from TRFD to fulfill the remaining one-year term for calendar year 2015.

DISCUSSION

Per the Joint Exercise of Powers Agreement of the SCFA, the governing board shall be administered by a board of Directors consisting of four members. Two members shall be Tracy City Council members and two members shall be TRFD District Board members.

The Board of Directors will elect annually a Chairperson and Vice-Chairperson from its members. The Chairperson and Vice-Chairperson shall rotate from each member agency, and the Chairperson and Vice-Chairperson shall not be appointed from the same member agency.

On January 20, 2015, the SCFA Board elected a Chairperson and Vice-Chairperson. Tracy City Council Mayor Pro-Tem Robert Rickman was elected as the SCFA Chairperson and TRFD Board Director James Thoming was elected as Vice-Chairperson.

On February 17, 2015, Tracy Rural Fire District (TRFD) Board Director James Thoming resigned his position with the Board. Per the Joint Exercise of Powers Agreement for the South County Fire Authority (SCFA), upon Mr. Thoming's resignation from the TRFD Board, he ceased to be a member of the SCFA Board of Directors, thus creating a vacancy on the Board.

All vacancies on the SCFA Board shall be filled by the appointing entity within thirty days of the vacancy. At the March 10, 2015 meeting of the TRFD Board of Directors, Chairman Tim Smith was appointed to represent TRFD on the SCFA Board of Directors.

The Joint Exercise of Powers Agreement of the SCFA states:

*“In the event of the disqualification, or permanent inability to serve as the Chairperson during the year, another member from the same agency shall be appointed Chairperson to fulfill the one-year term.”*

The SCFA Board of Directors must now elect a Vice-Chairperson from TRFD to fulfill the remaining one-year term for calendar year 2015.

The Chairperson shall sign all contracts on behalf of the Authority and shall perform other duties that may be imposed by the Board of Directors. The Vice-Chairperson shall act, sign contracts, and perform all of the Chairperson’s duties in the temporary absence of the Chairperson.

#### FISCAL IMPACT

There is no fiscal impact related to this item.

#### RECOMMENDATION

Staff recommends that the SCFA Board of Directors appoint a Vice-Chairperson from the Tracy Rural Fire District to fulfill the remaining one-year term for calendar year 2015.


Prepared by: David A. Bramell, Fire Division Chief

Reviewed by: Gary Hampton, Public Safety Director

Approved by: Troy Brown, Executive Director, South County Fire Authority

Attachment: March 11, 2015 letter to Tracy City Manager Troy Brown and SCFA Chairperson Robert Rickman from Tracy Rural Board Clerk Ginger Root

**TRACY RURAL COUNTY FIRE  
PROTECTION DISTRICT  
Business Office  
4330 North Pershing Avenue, Suite B-1  
Stockton, CA 95207-6965**



March 11, 2015

Troy Brown, City Manager  
City of Tracy  
Robert Rickman, Chairman of the Board  
South County Fire Authority  
325 East 10<sup>th</sup> Street  
Tracy, CA 95376

RE: Appointment to South County Fire Authority

Dear Mr. Brown,

Please be advised that on March 10, 2015, the Board of Directors of the Tracy Rural County Fire Protection District appointed Mr. Tim Smith to replace Jim Thoming's position as Vice Chairman of the South County Fire Authority.

Sincerely,

A handwritten signature in cursive script, appearing to read "Ginger Root".

Ginger Root, Clerk  
Board of Directors, Tracy Rural County  
Fire Protection District

CC: David Bramell

cc: Sodergren  
Hurtado  
Amentel