

# NOTICE OF REGULAR MEETING

Pursuant to Section 54954.2 of the Government Code of the State of California, a Regular meeting of the **SOUTH COUNTY FIRE AUTHORITY** is hereby called for:

**Date/Time:** **Tuesday, January 19, 2016, 6:00 p.m.**  
(or as soon thereafter as possible)

**Location:** **Council Chambers, City Hall**  
**333 Civic Center Plaza, Tracy**

Government Code Section 54954.3 states that every public meeting shall provide an opportunity for the public to address the South County Fire Authority on any item, before or during consideration of the item, however no action shall be taken on any item not on the agenda.

1. Call to Order
2. Roll Call
3. Items from the Audience - *In accordance with Procedures for Preparation, Posting and Distribution of Agendas and the Conduct of Public Meetings, adopted by Resolution 2015-052 any item not on the agenda brought up by the public at a meeting, shall be automatically referred to staff. If staff is not able to resolve the matter satisfactorily, the member of the public may request a Board Member to sponsor the item for discussion at a future meeting.*
4. Approval of Minutes
5. ACCEPT A REPORT ON THE SOUTH COUNTY FIRE AUTHORITY EMERGENCY RESPONSE PERFORMANCE FOR THE FIRST QUARTER OF FISCAL YEAR 2015-2016
6. RECEIVE INFORMATION REGARDING THE CURRENT STATUS OF THE FIRE DEPARTMENT'S HAZARDOUS MATERIAL RESPONSE PROGRAM AS IT RELATES TO HAZARDOUS MATERIAL VEHICLES AND THE USE OF MUTUAL AID FOR HAZARDOUS MATERIAL INCIDENTS
7. TO ELECT A CHAIRPERSON AND VICE-CHAIRPERSON OF THE SOUTH COUNTY FIRE AUTHORITY BOARD OF DIRECTORS FOR THE 2016 CALENDAR YEAR
8. Items from the Audience
9. Adjournment

## **January 12, 2016**

The City of Tracy is in compliance with the Americans with Disabilities Act and will make all reasonable accommodations for the disabled to participate in public meetings. Persons requiring assistance or auxiliary aids in order to participate, should call City Hall (209-831-6000), at least 24 hours prior to the meeting.

Any materials distributed to the majority of the South County Fire Authority regarding any item on this agenda will be made available for public inspection in the City Clerk's office located at 333 Civic Center Plaza, Tracy, during normal business hours.

**October 20, 2015, 6:00 p.m.**

Council Chambers, 333 Civic Center Plaza

*Web Site: [www.ci.tracy.ca.us](http://www.ci.tracy.ca.us)*

1. Chairperson Rickman called the meeting to order at 6:00 p.m.
2. Roll Call found Directors Muniz, Vice-Chairperson Smith and Chairperson Rickman present. Director Maciel absent.
3. Items from the Audience - Steve Nicolaou asked why the hazmat team from Defense Logistics Agency (DLA) was dispatched to the chemical spill at Taylor Farms last week. Mr. Nicolaou added the pitch made to the public for Measure E was funds would be used for public safety. Mr. Nicolaou asked why Measure E funds are not being used to buy equipment. Mr. Nicolaou also suggested it might be a good idea to have a standalone fire district with own board and dedicated funding.
4. Approval of Minutes – It was moved by Vice-Chairperson Smith and seconded by Director Muniz to adopt the regular meeting minutes of July 21, 2015. Voice vote found all in favor; passed and so ordered. Director Maciel absent.
5. **ACCEPT A REPORT ON THE SOUTH COUNTY FIRE AUTHORITY EMERGENCY RESPONSE PERFORMANCE FOR FISCAL YEAR 2014-2015 – Acting Fire Chief Dave Bramell provided the staff report.**

The report is a summary of emergency response performance for fiscal year 2014/2015. The total number of fire department incidents in the South County Fire Authority for fiscal year 2014/2015 increased by 5.71% or 368 calls compared to fiscal year 2013/2014. Response time performance for the fiscal year was on par in the City of Tracy and in the Mountain House Community Services District. However, response time performance for fiscal year was above par in the Tracy Rural Fire Protection District as a result of a clock synchronization issue between mobile data terminals and dispatch computers.

Board Member comments and questions followed.

Vice-Chairperson Smith had concerns regarding response time in the rural area, lack of hazmat vehicles, and the need to look at existing development as well as new growth.

Steve Nicolaou suggested Council consider accessing Measure E funds, which were presented to the electorate for public safety.

Staff to bring back items for discussion regarding purchase of a hazmat vehicle, history around Station 95, and what fees are collected from new development in industrial area specifically for public safety.

It was moved by Director Muniz and seconded by Vice-Chairperson Smith to accept the report on the South County Fire Authority Emergency Response Performance for Fiscal Year 2014-2015. Voice vote found all in favor; passed and so ordered. Director Maciel absent.

6. ITEMS FROM THE AUDIENCE - None
7. Adjournment – It was moved by Vice-Chairperson Smith and seconded by Director Muniz to adjourn. Voice vote found all in favor; passed and so ordered. Time: 6:45 p.m.

The above are action minutes. The above agenda was posted at Tracy City Hall on October 13, 2015.

---

Chairperson

Attest:

---

Secretary

SCFA AGENDA ITEM 5

REQUEST

**ACCEPT A REPORT ON THE SOUTH COUNTY FIRE AUTHORITY EMERGENCY RESPONSE PERFORMANCE FOR THE FIRST QUARTER OF FISCAL YEAR 2015-2016**

EXECUTIVE SUMMARY

The following report is a summary of emergency response performance for the first quarter of fiscal year 2015/2016. The total number fire department incidents in the South County Fire Authority for the first quarter of fiscal year 2015/2016 increased by 15.9% or 256 calls compared to the same quarter in fiscal year 2014/2015. Response performance remains on par and consistent.

DISCUSSION

This report presents historical fire department response information for the first quarter of fiscal year 2015/2016.

There were a total of 1,862 incidents in the South County Fire Authority during the first quarter of fiscal year 2015/2016. Of the 1,862, there were 1,195 in the City of Tracy, 356 in the Tracy Rural area, 121 in Mountain House, 110 on area freeways, and 80 to areas outside of the South County Fire Authority.

Emergency medical service calls accounted for 68.6% of all of the calls that the South County Fire Authority was dispatched to during the first quarter of fiscal year 2015/2016. Fires accounted for 14.3%, Fire Alarms 8.3%, Hazardous Conditions 4.8% and Service calls 3.5%.

In the first quarter of fiscal year 2015/2016 the fire department was dispatched to 45 structure fires in all areas of the South County Fire Authority. Fourteen of those 45 structure fires that the department was dispatched to turned out to be working fires requiring action of firefighters upon their arrival.

- Twenty-eight of the 45 structure fire dispatches were in the City of Tracy and 8 of those were fires requiring action by firefighters to contain and extinguish.
- Twelve of the 45 dispatches were in the Tracy Rural Fire Protection District and 5 of those were working fires.
- Five of the 45 occurred in Mountain House and 1 of those was a working fire.

The total structure fire loss in the City of Tracy during the first quarter of fiscal year 2015/2016 was \$112,400 (property and content).

The total structure fire loss in the Tracy Rural Fire Protection District during the first quarter of fiscal year 2015/2016 was \$344,000 (property and content).

The total structure fire loss in the MHCS D during the first quarter of fiscal year 2015/2016 was \$250 (property and content).

One of the Department's goals is to confine residential structure fires to the room of origin or less 90% of the time. For the first quarter of fiscal year 2015/2016 that goal was met 100% of the time in the City of Tracy (7 of the 8 City structure fires occurred in residential occupancies and all 7 were confined to the room or better), 67% of the time in the TRFPD areas (2 of 3 Rural residential structure fires were confined to the room or better), and 100% of the time in the MHCS D (the only residential fire was contained to the area of origin).

The Average Response time for all "code 3" incident types during the first quarter of fiscal year 2015/2016 were:

- City of Tracy: 5:00
- Tracy Rural Fire Protection District 7:50
- Mountain House Community Services District 5:34

The SCFA also looks at each of the four response time segments, "Call Processing," "Turnout Time," "Travel Time," and the "Total Reflex Time." Pages 8, 9, and 10 of the Response Performance Report displays each of these time components by percentage and percentile and compares them to both the desired benchmarks and to the acceptable baselines.

In the first quarter of fiscal year 2015/2016 the department responded to 29% of all emergency incidents inside of the City of Tracy within the total reflex performance objective of 6.5 minutes. The 90<sup>th</sup> percentile for all incidents in the City was 10 minutes and 9 seconds (10:09) meaning 90% of all incidents were responded to in 10:09 or less.

In the first quarter of fiscal year 2015/2016 the fire department responded to 59% of all emergency incidents in the TRFPD within the total reflex performance objective of 10 minutes. The 90<sup>th</sup> percentile for all incidents in the rural area was 13 minutes and 35 seconds (13:35); 90% of all incidents were responded to within 13:35 or less.

Response performance in the MHCS D was 22% for all emergency incidents within the total reflex performance objective of 6.5 minutes. The 90<sup>th</sup> percentile for all incidents was 10 minutes and 55 seconds (10:55). The second quarter of 2015/2016 will not evaluate service to the MHCS D as the contract for service ceased September 13, 2015.

#### FISCAL IMPACT

There is no fiscal impact related to receiving this report

#### RECOMMENDATION

Staff recommends the Board of Directors accept the South County Fire Authority Response Performance Report for the first quarter of fiscal year 2015/2016.

SCFA Agenda Item 5  
January 19, 2016  
Page 2

Prepared by: Steve Hanlon, Project Specialist

Reviewed by: David Bramell, Fire Division Chief  
Randall Bradley, Fire Chief

Approved by: Troy Brown, Executive Director

Attachment: South County Fire Authority Response Performance Report - First Quarter of  
Fiscal Year 2015/2016



# South County Fire Authority Response Performance Report



## First Quarter of Fiscal Year 2015/2016 (July 1, 2015 through September 30, 2015)

This report reflects incident responses for all jurisdictions of the South County Fire Authority for the 1<sup>st</sup> Quarter of Fiscal Year 2015/2016. It includes fire department response for the City of Tracy, the Tracy Rural Fire Protection District, and the town of Mountain House. All data in this report reflects the fact that the South County Fire Authority stopped providing fire services to Mountain House Community Services District on September 13, 2015.

Tables and charts display the numbers of incidents occurring in each jurisdiction of the South County Fire Authority, responses per company, an analysis of the residential structure fires confined to the room of origin or less, a summary of the major fires that have occurred, and a detailed chart on response performance for the first quarter of Fiscal Year 2015/2016.

### Incidents by Type – First Quarter 2015/2016

The following table displays the percentage of incident types dispatched in each jurisdiction of the South County Fire Authority during the first quarter of Fiscal Year 2015/2016.

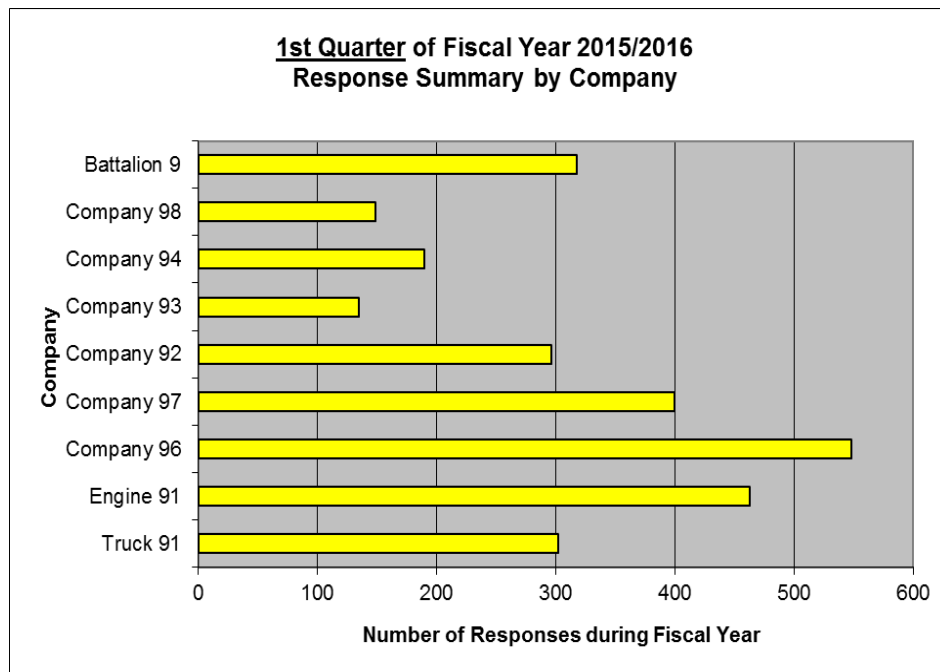
<b>Call Type</b>	<b>City</b>	<b>Rural</b>	<b>Mt. House</b>	<b>Freeway</b>	<b>Other</b>	<b>TOTALS</b>
Fires	6.8%	26.1%	17%	32%	45%	14.29%
EMS/Rescue	73.9%	59.8%	64%	57%	50%	68.58%
Hazardous Condition	4.5%	6.5%	3%	5%	5%	4.83%
Service	4.2%	1.7%	7%	1%	0%	3.49%
Alarm	10.5%	5.6%	8%	0%	0%	8.32%
Other	0.2%	0.3%	0%	5%	0%	0.48%
<b>TOTALS</b>	<b>1195</b>	<b>356</b>	<b>121</b>	<b>110</b>	<b>80</b>	<b>1862</b>
Percentage of Total	64.2%	19.1%	6.5%	5.9%	4.3%	100.0%

## Responses by Company of the South County Fire Authority

This table shows the number of responses that each fire unit was attached to during the first quarter of Fiscal Year 2015/2016. These responses incorporate single unit and multiple unit incident responses.

<b>Company</b>	<b>City</b>	<b>Rural</b>	<b>Mt. House</b>	<b>Freeway</b>	<b>Other</b>	<b>TOTALS</b>
<b>Truck 91</b>	183	65	16	36	2	302
<b>Engine 91</b>	362	64	12	22	3	463
<b>Company 96</b>	405	92	11	37	3	548
<b>Company 97</b>	291	88	1	15	5	400
<b>Company 92</b>	166	76	4	36	14	296
<b>Company 93</b>	17	97	0	13	8	135
<b>Company 94</b>	43	46	29	38	34	190
<b>Company 98</b>	13	20	89	12	15	149
<b>Battalion 9</b>	98	119	21	71	9	318
<b>TOTALS</b>	<b>1578</b>	<b>667</b>	<b>183</b>	<b>280</b>	<b>93</b>	<b>2801</b>
Percentage of Total	56%	24%	7%	10%	3%	100%
Reserve Engine 90	45	23	11	8	4	91
Reserve Engine 95	76	27	12	10	10	135
Reserve Engine 98	0	0	0	0	4	4
Reserve Engine 99	9	1	0	1	0	11
Haz-Mat 9	0	0	0	0	0	0
WT 92	0	3	0	0	0	3
OES 349	0	0	0	2	0	2

The chart below displays the number of responses per company during the first quarter of Fiscal Year 2015/2016. The data for this bar chart is from the table above.

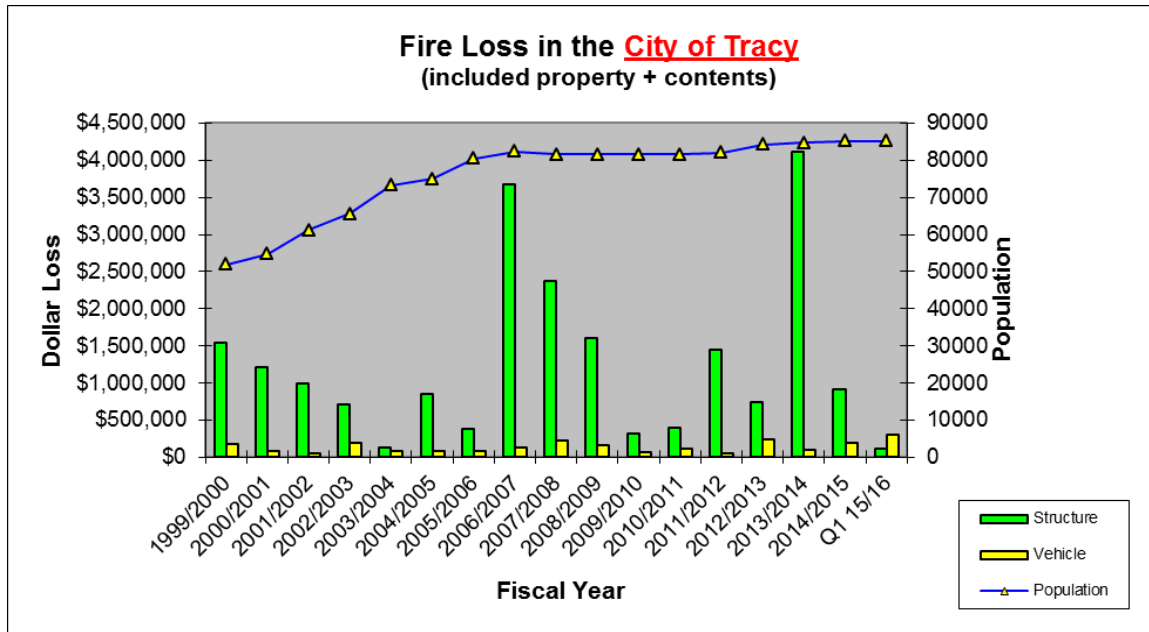




### Structure Fire Loss – City of Tracy

During first quarter of Fiscal Year 2015/2016 the Fire Department was dispatched to 28 reported structure fires inside of the City of Tracy. Eight of those 28 dispatches turned out to be working fires that required actions by the Fire Department to extinguish. Total property and content structure fire loss in the City of Tracy during the first quarter of Fiscal Year 2015/2016 was \$112,400. The most significant structure fire in the City during that period was a garage fire that occurred on 8/27/15 at a single family home located at 441 Glenbriar Circle (\$95,000 property and content loss).

The following chart displays Structure Fire and Vehicle Fire loss in the City of Tracy for each fiscal year since 1999.



The following table lists all of the structure fires that had over \$10,000 in combined property and content loss inside of the City of Tracy during the first quarter of Fiscal Year 2015/2016.

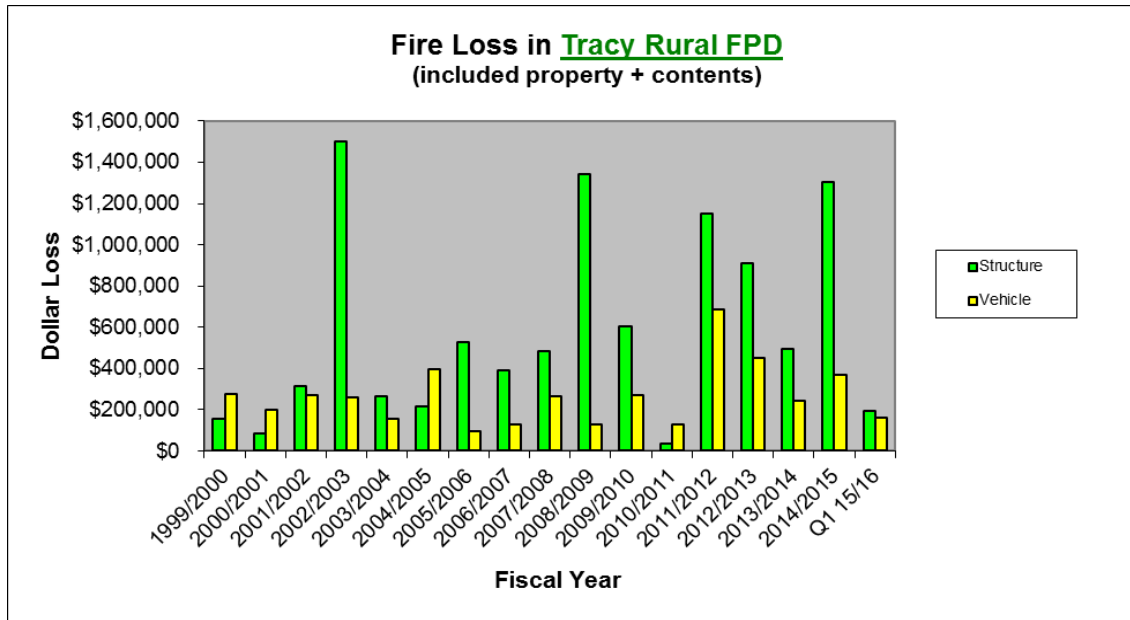
#### City of Tracy Structure Fire Loss

Date	Address	Dollar Loss
8/7/2015	441 Glenbriar Cir.	\$95,000

## Structure Fire Loss – Tracy Rural Fire Protection District

During the first quarter of Fiscal Year 2015/2016 the Fire Department was dispatched to 12 reported structure fires in the Tracy Rural Fire Protection District. Five of those 12 reported structure fires turned out to be a working fire upon arrival of the Fire Department. Total property and content structure fire loss in the Tracy Rural Fire Protection District during the first quarter of Fiscal Year 2015/2016 was \$344,000. The most significant structure fire in the Rural area occurred on 9/27/15 at a vacant residential duplex located at 16895 W. Grantline Rd. (\$133,200 loss).

The following chart displays Structure Fire and Vehicle Fire loss in the Tracy Rural Fire Protection District for each fiscal year since 1999.



The following table lists all of the structure fires that had over \$10,000 in combined property and content loss inside of the Tracy Rural Fire Protection District during the first quarter Fiscal Year 2015/2016.

### Tracy Rural Fire Protection District Structure Fire Loss

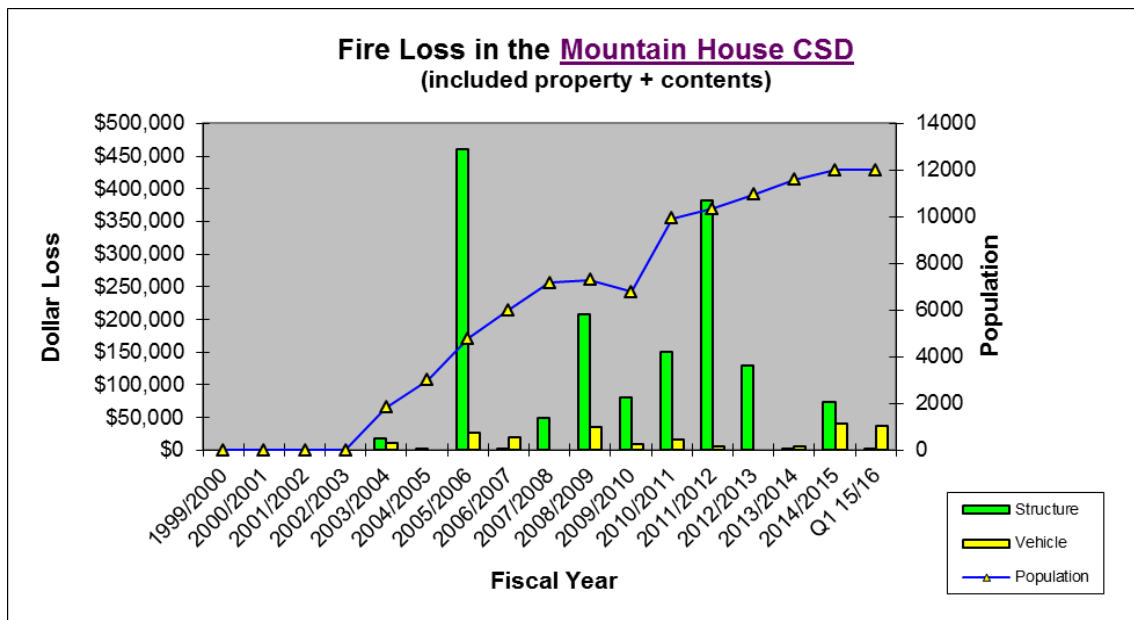
<u>Date</u>	<u>Address</u>	<u>Dollar Loss</u>
7/30/2015	8830 W. Linne Rd.	\$52,500
9/27/2015	16895 W. Grantline Rd.	\$133,200

## Structure Fire Loss – Mountain House Community Services District

The South County Fire Authority began serving the Mountain House Community Services District with two personnel per shift from Fire Station 94 on July 15, 2003. On December 8, 2005 the Mountain House Fire Station 98 opened and staffing was increased to three per shift. Beginning September 13, 2015 the Mountain House Community Services District stopped contracting fire services from the South County Fire Authority.

Between July 1, 2015 and September 12, 2015 the South County Fire Authority was dispatched to 5 structure fires inside of the Mountain House Community Services District. One of those 5 turned out to be a fence fire on the side yard of a single family residence located at 65 N. Alta Dena Street. Total property and content structure fire loss in the Mountain House Community Services District during the first quarter of Fiscal Year 2015/2016 was \$250.

The following chart displays Structure Fire and Vehicle Fire loss in the Mountain House Community Services District for each fiscal year since 2003.



The following table lists all of the structure fires that had over \$10,000 in combined property and content loss during the first quarter of Fiscal Year 2015/2016.

### MHCSD Structure Fire Loss

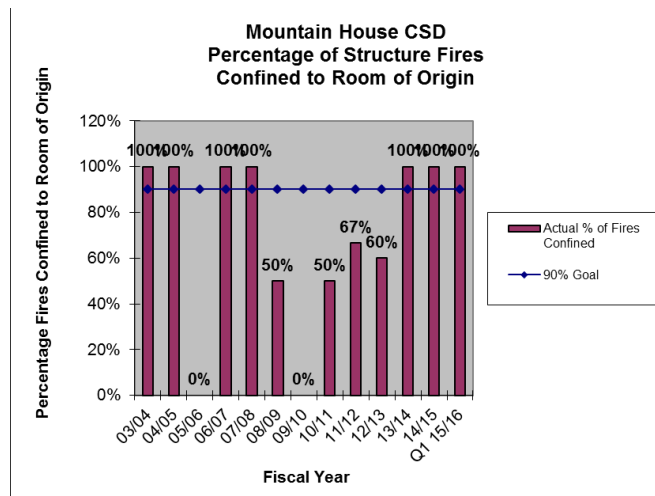
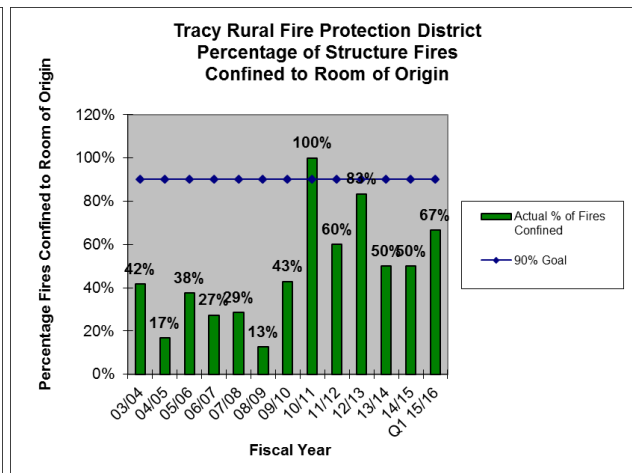
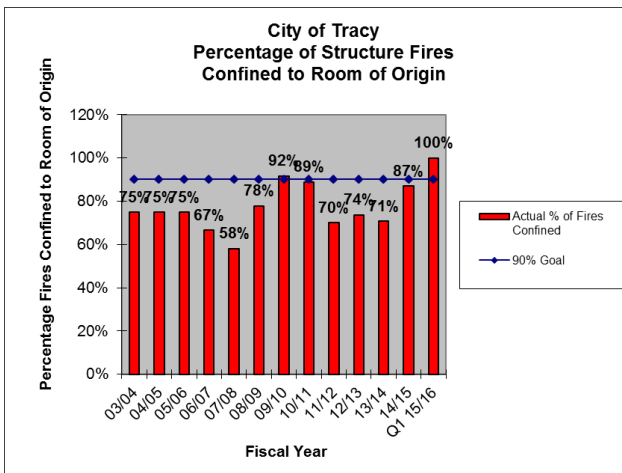
Date	Address	Dollar Loss
	No fires over \$10K in loss in Q1 FY 15/16	

## “Moderate Risk” Structure Fires Confined to Room of Origin

The majority of structure fires in the South County Fire Authority occur in residential structures. When an effective response force can be assembled to safely mitigate these types of fires, the outcome is usually positive. The following are the South County Fire Authority Moderate risk structure fire objectives:

- To confine “moderate risk” structure fires to the room of origin or less 90% of the time in the City.
- To confine “moderate risk” structure fires to the room of origin or less 90% of the time in the District.

The following charts display the percentage of moderate risk structure fires confined to the room of origin or less since Fiscal Year 2003/2004.



## Average Response Times

The following are the average response times for each jurisdiction of the South County Fire Authority for the first quarter of Fiscal Year 2015/2016. This time begins at dispatch and stops when the first arriving unit is at the scene. It only includes “code 3” emergency incidents.

- City of Tracy

Q1 FY 15/16 - **5:00**

- Tracy Rural Fire Protection District

Q1 FY 15/16 - **7:50**

- Mountain House Community Services District

Q1 FY 15/16 - **5:34**

## A Detailed Look at all of the Components of Response Time

The tables on the following pages display each of the components of response time for the first quarter of Fiscal Year 2015/2016 and for fiscal year 2014/2015. The components of response time are “call processing,” “turnout time,” “travel time,” and the sum of the three, “total reflex time.”

There are two sets of tables for each of the jurisdictions of the South County Fire Authority. The two tables above the center line on each page displays how the fire department has performed during the past quarter compared to the “benchmark” and the “baseline.” The two tables below the center line display the “benchmark” and the “baseline” for Fiscal Year 2014/2015.

Benchmarks are the desired level of service.

Baselines are the lower end of the acceptable best practices range (established by the Commission on Fire Accreditation International).

90th percentile time means that for a set of values at least ninety percent (90%) of them are less than or equal to the time displayed.

\*Between May 2015 and September 21, 2015 turnout, travel and total reflex times for Tracy Rural Engine 93 were found to be approximately 2:45 greater than in past fiscal years. Staff found that the Mobile Data Computer clock in Engine 93’s was not synchronized with the clock in the Computer Aided Dispatching system. That synchronization was fixed on September 21, 2015. The Tracy Rural response performance tables for the first quarter of fiscal year 2015/2016, found on page 9 of this report, do not include turnout, travel, and total reflex time data for Engine 93.

**City of Tracy Response Performance - Q1 FY 2015/2016 and FY 2014/2015**

**SCFA Existing Response Performance Objectives (BENCHMARKS)**

**City of Tracy - First Quarter Fiscal Year 2015/2016**

EMS Incidents		90th Percentile	Structure Fire Incidents		90th Percentile	All Incident Types		90th Percentile
Call Processing	9% @ 1:00	<b>3:28</b>	Call Processing	0% @ 1:00	<b>1:48</b>	Call Processing	8% @ 1:00	<b>3:35</b>
Turnout Time	34% @ 1:00	<b>1:56</b>	Turnout Time	22% @ 1:00	<b>2:19</b>	Turnout Time	62% @ 1:00	<b>1:58</b>
Travel Time	69% @ 4:00	<b>5:47</b>	Travel Time	63% @ 4:00	<b>4:42</b>	Travel Time	67% @ 4:00	<b>5:49</b>
Total Reflex Time	30% @ 6:00	<b>10:03</b>	Total Reflex Time	0% @ 6:00	<b>8:07</b>	Total Reflex Time	29% @ 6:00	<b>10:09</b>

**SCFA Existing Response Performance Objectives (BASELINES)**

**City of Tracy - First Quarter Fiscal Year 2015/2016**

EMS Incidents		90th Percentile	Structure Fire Incidents		90th Percentile	All Incident Types		90th Percentile
Call Processing	19% @ 1:30	<b>3:28</b>	Call Processing	25% @ 1:30	<b>1:48</b>	Call Processing	18% @ 1:30	<b>3:35</b>
Turnout Time	73% @ 1:30	<b>1:56</b>	Turnout Time	44% @ 1:30	<b>2:19</b>	Turnout Time	91% @ 1:30	<b>1:58</b>
Travel Time	87% @ 5:12	<b>5:47</b>	Travel Time	88% @ 5:12	<b>4:42</b>	Travel Time	86% @ 5:12	<b>5:49</b>
Total Reflex Time	75% @ 8:12	<b>10:03</b>	Total Reflex Time	88% @ 8:12	<b>8:07</b>	Total Reflex Time	74% @ 8:12	<b>10:09</b>

**SCFA Existing Response Performance Objectives (BENCHMARKS)**

**City of Tracy - Fiscal Year 2014/2015**

EMS Incidents		90th Percentile	Structure Fire Incidents		90th Percentile	All Incident Types		90th Percentile
Call Processing	9% @ 1:00	<b>3:18</b>	Call Processing	7% @ 1:00	<b>2:14</b>	Call Processing	10% @ 1:00	<b>3:19</b>
Turnout Time	36% @ 1:00	<b>1:54</b>	Turnout Time	32% @ 1:00	<b>2:39</b>	Turnout Time	62% @ 1:00	<b>1:58</b>
Travel Time	72% @ 4:00	<b>5:24</b>	Travel Time	79% @ 4:00	<b>5:13</b>	Travel Time	70% @ 4:00	<b>5:40</b>
Total Reflex Time	35% @ 6:00	<b>9:33</b>	Total Reflex Time	41% @ 6:00	<b>8:19</b>	Total Reflex Time	34% @ 6:00	<b>9:37</b>

**SCFA Existing Response Performance Objectives (BASELINES)**

**City of Tracy - Fiscal Year 2014/2015**

EMS Incidents		90th Percentile	Structure Fire Incidents		90th Percentile	All Incident Types		90th Percentile
Call Processing	23% @ 1:30	<b>3:18</b>	Call Processing	52% @ 1:30	<b>2:14</b>	Call Processing	26% @ 1:30	<b>3:19</b>
Turnout Time	75% @ 1:30	<b>1:54</b>	Turnout Time	64% @ 1:30	<b>2:39</b>	Turnout Time	91% @ 1:30	<b>1:58</b>
Travel Time	89% @ 5:12	<b>5:24</b>	Travel Time	90% @ 5:12	<b>5:13</b>	Travel Time	87% @ 5:12	<b>5:40</b>
Total Reflex Time	80% @ 8:12	<b>9:33</b>	Total Reflex Time	90% @ 8:12	<b>8:19</b>	Total Reflex Time	79% @ 8:12	<b>9:37</b>

**Tracy Rural Fire Protection District Response Performance - Q1 FY 2015/2016 and FY 2014/2015 \***

SCFA Existing Response Performance Objectives (BENCHMARKS)								
Tracy Rural Fire Protection District - <u>First Quarter</u> Fiscal Year 2015/2016 (without E93)								
EMS Incidents		90th Percentile	Structure Fire Incidents		90th Percentile	All Incident Types		90th Percentile
Call Processing	10% @ 1:00	<b>3:45</b>	Call Processing	0% @ 1:00	<b>2:29</b>	Call Processing	8% @ 1:00	<b>3:50</b>
Turnout Time	32% @ 1:00	<b>2:10</b>	Turnout Time	0% @ 1:00	<b>2:08</b>	Turnout Time	47% @ 1:00	<b>2:13</b>
Travel Time	81% @ 7:30	<b>9:33</b>	Travel Time	100% @ 7:50	<b>6:55</b>	Travel Time	81% @ 7:30	<b>9:35</b>
Total Reflex Time	62% @ 9:30	<b>13:16</b>	Total Reflex Time	80% @ 9:30	<b>12:52</b>	Total Reflex Time	59% @ 9:30	<b>13:35</b>

SCFA Existing Response Performance Objectives (Rural BASELINES from CFAI)								
Tracy Rural Fire Protection District - <u>First Quarter</u> Fiscal Year 2015/2016 (without E93)								
EMS Incidents		90th Percentile	Structure Fire Incidents		90th Percentile	All Incident Types		90th Percentile
Call Processing	17% @ 1:30	<b>3:45</b>	Call Processing	20% @ 1:30	<b>2:29</b>	Call Processing	15% @ 1:30	<b>3:50</b>
Turnout Time	60% @ 1:30	<b>2:10</b>	Turnout Time	40% @ 1:30	<b>2:08</b>	Turnout Time	86% @ 1:30	<b>2:13</b>
Travel Time	96% @ 13:00	<b>9:33</b>	Travel Time	100% @ 13:00	<b>6:55</b>	Travel Time	96% @ 13:00	<b>9:35</b>
Total Reflex Time	94% @ 16:00	<b>13:16</b>	Total Reflex Time	100% @ 16:00	<b>12:52</b>	Total Reflex Time	95% @ 16:00	<b>13:35</b>

SCFA Existing Response Performance Objectives (BENCHMARKS)								
Tracy Rural Fire Protection District - <u>Fiscal Year</u> 2014/2015								
EMS Incidents		90th Percentile	Structure Fire Incidents		90th Percentile	All Incident Types		90th Percentile
Call Processing	8% @ 1:00	<b>3:28</b>	Call Processing	0% @ 1:00	<b>2:01</b>	Call Processing	8% @ 1:00	<b>3:31</b>
Turnout Time	28% @ 1:00	<b>2:52</b>	Turnout Time	0% @ 1:00	<b>2:11</b>	Turnout Time	48% @ 1:00	<b>2:50</b>
Travel Time	83% @ 7:30	<b>8:25</b>	Travel Time	83% @ 7:50	<b>6:07</b>	Travel Time	81% @ 7:30	<b>8:40</b>
Total Reflex Time	60% @ 9:30	<b>13:11</b>	Total Reflex Time	50% @ 9:30	<b>13:26</b>	Total Reflex Time	58% @ 9:30	<b>13:25</b>

SCFA Existing Response Performance Objectives (Rural BASELINES from CFAI)								
Tracy Rural Fire Protection District - <u>Fiscal Year</u> 2014/2015								
EMS Incidents		90th Percentile	Structure Fire Incidents		90th Percentile	All Incident Types		90th Percentile
Call Processing	22% @ 1:30	<b>3:28</b>	Call Processing	67% @ 1:30	<b>2:01</b>	Call Processing	26% @ 1:30	<b>3:31</b>
Turnout Time	61% @ 1:30	<b>2:52</b>	Turnout Time	67% @ 1:30	<b>2:11</b>	Turnout Time	79% @ 1:30	<b>2:50</b>
Travel Time	99% @ 13:00	<b>8:25</b>	Travel Time	83% @ 13:00	<b>6:07</b>	Travel Time	98% @ 13:00	<b>8:40</b>
Total Reflex Time	96% @ 16:00	<b>13:11</b>	Total Reflex Time	100% @ 16:00	<b>13:26</b>	Total Reflex Time	96% @ 16:00	<b>13:25</b>

\* Tracy Rural's Q1 FY 15/16 turnout, travel, & total reflex times do not include Engine 93 due to clock synchronization problems between that units Mobile Data Computer and the Dispatch Computer.

**Mountain House Community Services District Response Performance - Q1 FY 2015/2016 and FY 2014/2015**

SCFA Existing Response Performance Objectives ( <b>BENCHMARKS</b> )								
Mt. House CSD - <u>First Quarter Fiscal Year 2015/2016</u>								
EMS Incidents		90th Percentile	Structure Fire Incidents		90th Percentile	All Incident Types		90th Percentile
Call Processing	5% @ 1:00	<b>3:19</b>	Call Processing	0% @ 1:00	<b>2:00</b>	Call Processing	4% @ 1:00	<b>3:33</b>
Turnout Time	30% @ 1:00	<b>2:02</b>	Turnout Time	100% @ 1:00	<b>0:31</b>	Turnout Time	56% @ 1:00	<b>2:02</b>
Travel Time	56% @ 4:00	<b>6:54</b>	Travel Time	0% @ 4:00	<b>7:49</b>	Travel Time	51% @ 4:00	<b>7:04</b>
Total Reflex Time	21% @ 6:00	<b>10:51</b>	Total Reflex Time	0% @ 6:00	<b>10:20</b>	Total Reflex Time	22% @ 6:00	<b>10:55</b>

SCFA Existing Response Performance Objectives (Urban <b>BASELINES</b> from CFAI)								
Mt. House CSD - <u>First Quarter Fiscal Year 2015/2016</u>								
EMS Incidents		90th Percentile	Structure Fire Incidents		90th Percentile	All Incident Types		90th Percentile
Call Processing	18% @ 1:30	<b>3:19</b>	Call Processing	0% @ 1:30	<b>2:00</b>	Call Processing	14% @ 1:30	<b>3:33</b>
Turnout Time	74% @ 1:30	<b>2:02</b>	Turnout Time	100% @ 1:30	<b>0:31</b>	Turnout Time	90% @ 1:30	<b>2:02</b>
Travel Time	79% @ 5:12	<b>6:54</b>	Travel Time	0% @ 5:12	<b>7:49</b>	Travel Time	76% @ 5:12	<b>7:04</b>
Total Reflex Time	67	<b>10:51</b>	Total Reflex Time	0% @ 8:12	<b>10:20</b>	Total Reflex Time	58% @ 8:12	<b>10:55</b>

SCFA Existing Response Performance Objectives ( <b>BENCHMARKS</b> )								
Mt. House CSD - <u>Fiscal Year 2014/2015</u>								
EMS Incidents		90th Percentile	Structure Fire Incidents		90th Percentile	All Incident Types		90th Percentile
Call Processing	6% @ 1:00	<b>3:26</b>	Call Processing	20% @ 1:00	<b>1:54</b>	Call Processing	7% @ 1:00	<b>3:15</b>
Turnout Time	31% @ 1:00	<b>1:59</b>	Turnout Time	40% @ 1:00	<b>1:56</b>	Turnout Time	55% @ 1:00	<b>1:59</b>
Travel Time	56% @ 4:00	<b>5:43</b>	Travel Time	80% @ 4:00	<b>5:28</b>	Travel Time	56% @ 4:00	<b>5:55</b>
Total Reflex Time	26% @ 6:00	<b>10:00</b>	Total Reflex Time	60% @ 6:00	<b>7:38</b>	Total Reflex Time	28% @ 6:00	<b>9:52</b>

SCFA Existing Response Performance Objectives (Urban <b>BASELINES</b> from CFAI)								
Mt. House CSD - <u>Fiscal Year 2014/2015</u>								
EMS Incidents		90th Percentile	Structure Fire Incidents		90th Percentile	All Incident Types		90th Percentile
Call Processing	22% @ 1:30	<b>3:26</b>	Call Processing	60% @ 1:30	<b>1:54</b>	Call Processing	25% @ 1:30	<b>3:15</b>
Turnout Time	67% @ 1:30	<b>1:59</b>	Turnout Time	80% @ 1:30	<b>1:56</b>	Turnout Time	91% @ 1:30	<b>1:59</b>
Travel Time	80% @ 5:12	<b>5:43</b>	Travel Time	80% @ 5:12	<b>5:28</b>	Travel Time	79% @ 5:12	<b>5:55</b>
Total Reflex Time	68% @ 8:12	<b>10:00</b>	Total Reflex Time	100% @ 8:12	<b>7:38</b>	Total Reflex Time	68% @ 8:12	<b>9:52</b>



SCFA AGENDA ITEM 6

REQUEST

**RECEIVE INFORMATION REGARDING THE CURRENT STATUS OF THE FIRE DEPARTMENT'S HAZARDOUS MATERIAL RESPONSE PROGRAM AS IT RELATES TO HAZARDOUS MATERIAL VEHICLES AND THE USE OF MUTUAL AID FOR HAZARDOUS MATERIAL INCIDENTS**

EXECUTIVE SUMMARY

Recently the Fire Department permanently placed the vehicle that was used as the primary hazardous material response vehicle (HM 9) out of service due to mechanical failure, reliability, age, mileage, maintenance costs and safety concerns. The vehicle that was placed out of service is a 1980 GMC/Grumman Kurbmaster Utility Vehicle.

When the vehicle was placed out of service, all of the equipment was relocated to a reserve fire engine that continues to serve as the primary Fire Department Hazardous Material response vehicle. At no time was service levels reduced due to the previous hazardous material unit's operational status. The Fire Department maintained and continues to maintain an effective hazardous materials response capability. The Fire Department is currently evaluating options to permanently replace the hazardous materials vehicle (see discussion below).

Recently, there were questions from the South County Fire Authority (SCFA) Board and the public concerning the use of mutual aid for a hazardous material response. Hazardous material emergencies are one of the most challenging types of emergencies for fire agencies to mitigate. Due to the complexities, firefighters assigned to hazardous material teams receive hundreds of hours of specialized training and require numerous hours of annual refresher training to maintain their skills and certifications. Because of the amount of training and specialized equipment required, only very large fire agencies can fully staff a hazardous material team on a daily basis. Therefore, small to medium size departments rely on regional hazardous material teams to mitigate significant hazardous material emergencies.

DISCUSSION

**Hazardous Material Vehicle Replacement:**

The vehicle previously designated as the Hazardous Materials Response Vehicle that was recently placed out of service was originally donated. This vehicle has not been included in the vehicle replacement schedule and there have been no funds allocated for its replacement. Staff has identified three options for replacement and will be returning to the City, Tracy Rural Fire District Board and the SCFA Board with a recommendation.

### **Option 1 - Office of Emergency Services (OES) Type II Hazardous Materials Vehicle**

CalOES recently completed a study that analyzed the capabilities of existing fire and rescue resources to respond to and mitigate emergencies involving crude oil transported by rail throughout California. Based on the study, CalOES was authorized to purchase twelve Type II Hazardous Materials Response Vehicles that will be placed strategically throughout the state to bolster the state's hazardous materials response capabilities. Because SCFA has hazardous material response resources that are not equipped to handle a significant crude oil transport incident, the SCFA has been identified as a priority area that would benefit from the placement of one of the new Type II Hazardous Materials Response Vehicles within the SCFA jurisdiction.

Staff has had a number of discussions with the CalOES Fire and Rescue Chief, Region IV Assistant Chief and San Joaquin Operational Area Coordinator, and they all have been very supportive of the placement of the one of the twelve vehicles within the SCFA's jurisdiction. While staff is confident SCFA will be chosen as one of the twelve sites, a final decision will be made in mid-calendar year 2016. If the vehicle is assigned to SCFA, the vehicle can be used for all SCFA responses but must remain available and be staffed as a state resource when requested. Due to the very low frequency of hazardous material responses within the SCFA jurisdiction (and anticipated state responses), the assigned vehicle would be used as SCFA primary hazardous response apparatus.

### **Option 2 - Apply for an Assistance to Firefighter Grant**

The Federal Emergency Management Agency (FEMA) implements and administers the Assistance to Firefighters Grant (AFG) program. The AFG program provides financial assistance to help fire departments purchase critical resources needed to protect the public, improve operations and improve firefighter safety. If the department is unsuccessful in the placement of the CalOES Type II Hazardous Material Response vehicle, staff will prepare a grant request to purchase the vehicle. The vehicle costs will be approximately \$700,000 and there is a matching requirement of 10% if the grant is awarded and accepted. Staff will apply for an AFG grant funding in the 2016/2017 funding period.

### **Option 3 - Purchase a Hazardous Materials Vehicle**

If Option 1 or Option 2 is not realized, the department plans to request funding in a future budget year.

### **Mutual Aid:**

It requires a minimum of eight hazardous material technicians and/or specialists and eight hazardous material operational level first responders to mitigate a significant hazardous materials emergency that requires a Level A or Level B entry. A Level A entry requires an incident commander, technician/specialist level personnel wearing fully encapsulated suits, back up personnel equally suited, hazardous materials group supervisor, entry team leader, technical reference and a technician level safety officer.

A Level B entry requires the same number of technician/specialist positions but wearing a lesser level of protective clothing. Both are considered an offensive action where the personnel are exposed to an environment that is immediately dangerous to life and health (IDLH).

SCFA currently staffs a minimum of three hazardous material technicians and/or specialists and all SCFA firefighters are trained to the hazardous materials first responder-operational level. Because hazardous material emergencies are high risk and low frequency it would not be logistically practical or financially reasonable to require additional minimum staffing levels for hazardous material technicians and/or specialists. Therefore, because of the size of our Fire Department, we rely on and provide mutual aid to and from neighboring fire agencies to fulfill the hazardous material resources (trained and certified firefighters) for any significant mutual aid response and mitigation effort. Even with a fully operational hazardous materials vehicle, staff still requires the use of mutual aid to obtain the required number of trained personnel to facilitate a Level A or B entry.

We have existing mutual aid agreements with the Tracy Defense Depot and Alameda County Fire Department to provide Hazardous Material response assistance if needed. Additionally, we are one of the founding members of the San Joaquin Joint Haz-Mat Response Team and continue to participate as an active team member and can draw on resources throughout the county when required.

#### FISCAL IMPACT

There is no financial impact associated with this report.

#### RECOMMENDATION

Receive information regarding the current status of the Fire Department's hazardous materials response program as it relates to hazardous material response vehicles and the use of mutual aid for hazardous material responses.

Prepared By: Randall Bradley, Fire Chief

Approved By: Troy Brown, Executive Director

SCFA AGENDA ITEM 7

REQUEST

**TO ELECT A CHAIRPERSON AND VICE-CHAIRPERSON OF THE SOUTH COUNTY FIRE AUTHORITY BOARD OF DIRECTORS FOR THE 2016 CALENDAR YEAR**

EXECUTIVE SUMMARY

Annually the Board of Directors will elect a Chairperson and Vice-Chairperson from its members. These positions rotate from each member agency and the Chairperson and Vice-Chairperson shall not be appointed from the same member agency.

DISCUSSION

Per the Joint Exercise of Powers Agreement of the South County Fire Authority, the governing board shall be administered by a board of Directors consisting of four members. Two members shall be Tracy City Council members and two members shall be Tracy Rural Fire Protection District Board members.

The Board of Directors will elect annually a Chairperson and Vice-Chairperson from its members. The Chairperson and Vice-Chairperson shall rotate from each member agency, and the Chairperson and Vice-Chairperson shall not be appointed from the same member agency.

As the previous election of a Chairperson for the South County Fire Authority Board was conducted during the January 20, 2015 meeting, with the Chairperson being elected from the City of Tracy and the Vice-Chairman being elected from the Tracy Rural Fire Protection District, the Board must rotate the 2016 election and the Chairperson will be elected from the Tracy Rural Fire Protection District and the Vice-Chairperson will be elected from the City of Tracy.

In the event of the disqualification, or permanent inability to serve as the Chairperson during the year, another member from the same agency shall be appointed Chairperson to fulfill the one-year term.

The Chairperson shall sign all contracts on behalf of the Authority and shall perform other duties that may be imposed by the Board of Directors. The Vice-Chairperson shall act, sign contracts, and perform all of the Chairperson's duties in the temporary absence of the Chairperson.

FISCAL IMPACT

There is no fiscal impact related to this item.

RECOMMENDATION

That the Board of Directors of the South County Fire Authority, by motion, elect for calendar year 2016 a Chairperson from the Tracy Rural Fire Protection District and a Vice-Chairperson from the City of Tracy.

Prepared by: Carol Zandona, Executive Assistant  
Reviewed by: David A. Bramell, Division Chief  
Randall Bradley, Fire Chief  
Approved by: Troy Brown, Executive Director